

Humboldt Bay Municipal Water District  
828 7<sup>th</sup> Street, Eureka



Agenda for Regular Meeting of the Board of Directors  
December 9, 2021  
Meeting Start Time: 9:00 am

**DUE TO COVID-19 THE DISTRICT WILL BE HOLDING THE MEETING VIA ZOOM**

**District Mission**

*Reliably deliver high quality drinking water to the communities and customers we serve in the greater Humboldt Bay Area at a reasonable cost. Reliably deliver untreated water to our wholesale industrial customer(s) at a reasonable cost. Protect the long-term water supply and water quality interests of the District in the Mad River watershed.*

\*\*\*\*\*

**COVID-19 Notice**

Consistent with Cal/OSHA, the California Department of Public Health, and the Humboldt County Public Health Officer’s June 18, 2021 COVID-19 Workplace Rules, and AB 361, the Board members will be participating via Zoom. The Board room at 828 7th street will be **not** be open to the public.

**Members of the public may also join the meeting online at:**

<https://us02web.zoom.us/j/87469435714?pwd=NHRRaFQybTQ5VDhjamZLNmI2NmIgdz09>

**Or participate by phone: 1-669-900-9128 Enter meeting ID: 874 6943 5714 Enter password: 024721**

If you are participating via phone and would like to comment, please press \*9 to raise your hand.

**How to Submit Public Comment:** Members of the public may provide public comment via email until 5 pm the day before the Board Meeting by sending comments to office@hbmwd.com. Email comments must identify the agenda item in the subject line of the email. Written comments may also be mailed to 828 7th Street, Eureka, CA 95501. Written comments should identify the agenda item number. These comments will be read during the meeting. Comments received after the deadline will be included in the record but not read during the meeting. If participating in the meeting, public comment will also be received during the meeting.

<b>Time Set Items:</b>	<b>9.1 Operations Supervisor Presentation</b>	<b>9:15 am</b>
	<b>8.1a WRP-Local Sales</b>	<b>10:00 am</b>
	<b>8.3 Public Hearing – Ordinance 23</b>	<b>10:30 am</b>
	<b>10.1 Engineering</b>	<b>11:00 am</b>
	<b>10.2b FY 2019-20 Regular Audit Report</b>	<b>11:30 am</b>

**The Board will take a scheduled lunch break from 12:00 pm to 1:00 pm.**

**1. ROLL CALL**

**2. FLAG SALUTE**

**3. ACCEPT AGENDA**

**4. PUBLIC COMMENT**

Members of the public are invited to address the Board on items not listed on the agenda that are within the scope and jurisdiction of the District. At the discretion of the President, comments may be limited to three minutes per person. The public will be given the opportunity to address items that are on the agenda at the time the Board takes up that item. Pursuant to the Brown Act, the Board may not take

action on any item that does not appear on the agenda.

**5. MINUTES**

5.1 Minutes of the November 12, 2021 Regular Meeting\* - discuss and possibly approve

**6. CONSENT AGENDA - *These matters are routine in nature and are usually approved by a combined single vote.***

6.1 Media articles of local/water interest\* - discuss

**7. CORRESPONDENCE**

7.1 DSOD request for work plan\* - discuss

7.2 HSU Environmental Resources Engineering capstone project letter\* - discuss

**8. CONTINUING BUSINESS**

8.1 Water Resource Planning - status report on water use options under consideration\*

a. Local Sales (**Time Set 10:00 am**)

i. Nordic Aquafarms\* - discuss

ii. Trinidad Rancheria Mainline Extension - discuss

b. Transport - discuss

c. Instream Flow - discuss

8.2 In-person Board Meetings

a. In-person\* - discuss

b. Not In-person: Resolution 2021-22 - Extension of AB 361\* - discuss and possibly approve

8.3 Public Hearing of Ordinance 23 – Water Theft Penalties\* - discuss and possibly approve (**Time set 10:30**)

8.4 Ruth Lake Emergency Declaration - discuss

8.5 Boldway real property lot line - discuss

8.6 USGS Lidar\* - discuss

8.7 **CLOSED SESSION**-Conference with Legal Counsel – Anticipated Litigation: Initiation of litigation pursuant to paragraph (4) of subdivision (d) of Section 54956.9 (DTSC) (**Closed session will be the final item discussed prior to adjournment.**)

**9. NEW BUSINESS**

9.1 Operations Supervisor Presentation – GIS (Geographic Information System)\* – discuss (**Time set 9:15**)

9.2 Status of Peninsula CSD – discuss

9.3 Resolution 2021-23 Urban and Multibenefit Drought Grant Application\* - discuss and possibly approve

9.4 January Board Elections – discuss

**10. REPORTS (from STAFF)**

**10.1 Engineering (Time set 11:00 am)**

a. 12kV Switchgear Relocation (\$858,332 match) - status report

i. Grant Budget Increase Request Letter\* - discuss

ii. Sequoia Construction November Pay Request\* - discuss

iii. Change Order #6 (Feeder #5 and extra dig out)\* - discuss and possibly approve

b. R.W. Matthews Dam & Spillway Seismic Stability Analysis and Design HMGP (\$510,988 match)\* - status report

c. Reservoirs Seismic Retrofit Project (\$1,435,173 match)\* – status report

d. Collector 2 Rehabilitation Project - status report

e. Status report re: other engineering work in progress

**10.2 Financial**

a. November 2021 Financial Statement & Vendor Detail Report\* – discuss and possibly approve

b. FY 2019-20 Regular Audit Report\* – discuss and possibly approve (**Time set 11:30**)



### **10.3 Operations**

- a. Monthly report on projects and operations\* – discuss
- b. Ford F-250 surplus request\* - discuss and possibly approve

### **11. MANAGEMENT**

- 11.1 ACWA New Water System Approval Fact Sheet\* - discuss
- 11.2 ACWA Response to Draft Cap-and-Trade Auction Investment Plan\* - discuss
- 11.3 NSDC Letters of Support for SB 3092 and SB 3093 \* - discuss
- 11.4 CSDA 2022 Board Member Resources\* - discuss
- 11.5 ACWA Fall Conference\* – report out

### **12. DIRECTOR REPORTS & DISCUSSION**

#### **12.1 General - comments or reports from Directors**

#### **12.2 ACWA**

- a. Region Chair Orientation and Board Meeting\*- report out
- b. ACWA Fall Conference – report out

#### **12.3 ACWA - JPIA**

#### **12.4 Organizations on which HBMWD Serves**

- a. RCEA News and Updates\* - discuss
- b. RREDC\* - status report

### **ADJOURNMENT**

ADA compliance statement: In compliance with the Americans with Disability Act, if you need special assistance to participate in this meeting, please contact the District office at (707) 443-5018. Notification 48 hours prior to the meeting will enable the District to make reasonable arrangements to ensure accessibility to this meeting. (Posted and mailed December 3, 2021)



# HUMBOLDT BAY MUNICIPAL WATER DISTRICT

Board of Directors Meeting

December 2021



# MINUTES

**Humboldt Bay Municipal Water District  
828 7<sup>th</sup> Street, Eureka**



**Minutes for Regular Meeting of the Board of Directors  
November 12, 2021  
Meeting Start Time: 9:00 am**

**DUE TO COVID-19 THE DISTRICT WILL BE HOLDING THE MEETING VIA ZOOM**

**District Mission**

*Reliably deliver high quality drinking water to the communities and customers we serve in the greater Humboldt Bay Area at a reasonable cost. Reliably deliver untreated water to our wholesale industrial customer(s) at a reasonable cost. Protect the long-term water supply and water quality interests of the District in the Mad River watershed.*

\*\*\*\*\*

<b>Time Set Items:</b>	<b>8.6 McNamara and Peepe Site</b>	<b>9:15 am</b>
	<b>8.1a WRP-Local Sales</b>	<b>10:00 am</b>
	<b>10.1 Engineering</b>	<b>11:00 am</b>
	<b>9.2 Samoa Peninsula EIFD Presentation</b>	<b>1:15 pm</b>
	<b>8.3 Annie &amp; Mary Trail</b>	<b>2:00 pm</b>

**1. ROLL CALL**

President Woo called the meeting to order at 9:01 am. Director Rupp conducted the roll call. Directors Fuller, Latt, Rupp, and Woo were present. General Manager John Friedenbach, Superintendent Dale Davidsen, Business Manager Chris Harris, Tech Manager Dee Dee Simpson, and Board Secretary Fiona Wilson were present. David Lindberg joined the meeting at 9:15 am. Nathan Stevens of GHD, Scott Adair and Tanner Etherton from the County of Humboldt, and Emily Sinkhorn from the City of Arcata were present for a portion of the meeting. Director Latt stepped away from the meeting briefly at 1:45 pm. President Woo left the meeting at 2:52 pm.

**2. FLAG SALUTE**

President Woo led the flag salute.

**3. ACCEPT AGENDA**

On motion by Director Rupp, seconded by Director Fuller, the Board voted 4-0 by roll call vote to accept the agenda. Director Lindberg was not present for the vote.

**4. PUBLIC COMMENT**

There was no public comment.

**5. MINUTES**

**5.1 Minutes of the October 4, 2021 Special Meeting**

In Section 5.1, on Page 1, under Item 5., it was noted that the word "with" is missing from the final sentence. Staff will make the correction.

President Woo abstained from voting as she was not present for the October 4 meeting. Director Lindberg was not present for the vote. On motion by Director Rupp, seconded by Director Latt, the Board voted 3-0 by roll call vote to approve the minutes as amended.



**5.2 Minutes of the October 14, 2021 Regular Meeting**

In Section 5.2, on Page 2, under Item 8.1.a.ii., the last two sentences of paragraph 4 will be amended to emphasize the City of Trinidad's acknowledgement that future participation may not be an option, supply may be limited, and there will be no guarantee of availability at a later date. The last two sentences of paragraph 4 will be amended to, "Mr. Naffah acknowledged that supply may be limited upon completion of the project and that there will be no guarantee of future availability. He confirmed that the City would be willing to pay their fair share if they decide to opt-in and are able to participate at a later date."

In Section 5.2, on Page 3, under Item 8.3, "woody trees" will be amended to "woody debris."

In Section 5.2, on Page 3, under Item 8.4, "The City interprets the District's easement as 30' only, so the 55' easement could be lost if the property is sold," will be amended to, "The City interprets the District's easement as 30' only, which the District disputes."

In Section 5.2, on Page 6, under Item 10.2.a., language will be added to indicate that Director Rupp reviewed the September bills.

Staff completed the corrections and brought the item back to the Board for approval before the meeting was adjourned. President Woo was not present for the vote. On motion by Director Rupp, seconded by Director Latt, the Board voted 4-0 by roll call vote to approve the minutes as amended.

**6. CONSENT AGENDA.****6.1 Media articles of local/water interest**

President Woo pulled section 6, page 7 for discussion. On motion by Director Lindberg, seconded by Director Fuller, the Board voted 5-0 by roll call vote to approve the Consent Agenda with the removal of Section 6, page 7.

**6.2 Section 6, page 7, AghaKouchak, A. (2021, October 24). Extreme Rain Heads for California's Burn Scars, Raising the Risk of Mudslides: This is What Cascading Climate Disasters Look Like. *The Conversation.***

The Board discussed the impact of runoff from burns scars into Ruth Lake. GM Friedenbach advised that due to runoff, dredging may become necessary at some time in the future. Additionally, silt is accumulating at the head of the lake which may also necessitate dredging. Staff will pursue funding opportunities to mitigate the issue as opportunities arise. On motion by Director Rupp, seconded by Director Latt, the Board voted 5-0 by roll call to approve Section 6, page 7 of the Consent Agenda.

**7. CORRESPONDENCE****7.1 HBMWD Referral Agency Comments for North Wind Management, LLC Special Permit Application**

The Board discussed the North Wind Management, LLC application and the letter that was sent to Humboldt County Planning and Building. Director Latt recused himself from the item because he represents the applicant. After recusing himself, Mr. Latt made the following comments as a member of the public: he clarified that the application is for buildings on the inland (eastern) side of Vance Avenue. The parcel is currently served by the water line that serves the Harbor District; it is not a tenant of the Harbor District but is an inholding within the Harbor District. This parcel deserves water service and should be treated fairly by the District.

GM Friedenbach described the parcel map in the packet, explaining that the District has no meter to measure and charge for the parcel's water. The District has faced that issue with other parcels that have been carved out from larger industrial parcels containing internal water distribution grids on the customer's side of the water meter. The letter to the Planning Commission is not anti-development; it addresses the issue of the distribution grid for unmetered water service to the parcel. The Harbor District is not at liberty to shut off the water to the parcel. This issue will likely present itself again the future. The Board discussed concerns about involving the District in disputes between land owners and other

agencies. If the Harbor District intends to extend lines to other parcels, it should be their responsibility, not the District's. GM Friedenbach clarified that the District had not received a will-serve request, and the applicant's statement that they receive water from HBMWD was incorrect. GM Friedenbach clarified that the Harbor District could extend a lateral line to the applicant's parcel once the Nordic line is installed, similar to the Rancheria/City of Trinidad mainline extension discussion. The District will send a letter to the Harbor District, asking how they would like to proceed.

7.2 HBMWD Referral Agency Comments for Humboldt Bay Company, LLC Special Permit Application

GM Friedenbach clarified that the applicant is purchasing the entire Sierra Pacific site so most of the concerns in the letter will be resolved. The District will respond once staff receive the will-serve request.

7.3 Welcome Letter from State Controller re: Participation in CUPCAA

The Resolution was received by CUPCAA and the District is officially a participant.

7.4 Letter to CalOES re: Hazardous Vehicles at Ruth Lake

The two abandoned Tetra Tek rental vehicles were recovered by the state and no longer pose threats to the environment.

7.5 DSOD Notice to Dam Owners, 10/26/21

The R.W. Matthews Dam received a DSOD hazard classification of "High." This classification indicates the potential loss of one life downstream in the unlikely event of dam failure. The "Condition Assessment" is listed as Satisfactory.

7.6 Email re: Article in Blue-Green Systems

An image of a District Ranney collector is featured in the "more green" category of the article.

**8. CONTINUING BUSINESS**

8.1 Water Resource Planning - General Manager Friedenbach provided a status report on water use options under consideration below.

a. Local Sales

i. Nordic Aquafarms update

Director Woo recused herself due to a remote potential conflict. The Nordic Aquafarms environmental documents are available for review on their website.

ii. Trinidad Rancheria Mainline Extension

The District and Rancheria will plan to finalize the agreement for the December Board meeting. The Rancheria is moving forward with the funding and engineering process. District Counsel Plotz provided an update on the project. The feasibility study has been completed, and regulatory approvals will be obtained before the construction phase begins. The MOU included a deposit for District costs that the Rancheria will maintain, and the District's cost recovery will be included in the mainline extension agreement. The Rancheria will be able to terminate the agreement prior to start of construction, but must obtain District approval to terminate after construction begins. The Rancheria will prepare plans and specifications for District approval and will secure all necessary real property entitlements for the project. The mainline extension improvements shall become property of the District upon completion, and the contractor will be required to warrant their work for one year against defective work or materials. A maintenance bond will be used to pay for any necessary repairs during the warrantee period. This is a normal risk management and mitigation measure. A water service agreement will be included with the mainline extension agreement, and will be executed after



construction. The District will provide a master-meter to the Rancheria as a retail customer. Once the Rancheria and District have reviewed the draft agreement, certificates of insurance, and appropriate resolutions, the District will consider final approval and authorization of the agreement. Regarding the City of Trinidad's potential interest in District water from the mainline extension, GM Friedenbach clarified that the City of Trinidad's water system is south of the Rancheria property. If engineering allows, the City of Trinidad would need Board approval to obtain water from the District in the future, and would have to access the line at a point where the District could meet their needs. The City would be fully responsible for 100% of costs from the point of the line that goes to City, and would have to obtain LAFCO approval to expand scope of service. The District would be able to approve service to the City once the District obtains possession of the transmission line. There will be potential to upsize the line for additional cities once the tribe's design has been prepared, but prior to construction.

b. Transport

The meeting with Congressman Huffman was canceled and will be rescheduled. The Board discussed Northern Mendocino's disinterest in transport from the District and the need to examine options before the District's water rights expire in 2029. The Board discussed inviting attorney David Aladjem to discuss District water rights and opportunities.

c. Instream Flow

The Board discussed instream flow regarding operational releases. Staff will send a narrative determining rate of releases to the National Marine Fisheries Service (NMFS).

8.2 Resolution 2021-21 – Extension of AB 361

The District is required to reaffirm the circumstances that qualify this act every 30 days. The January, April, and July meetings in 2022 fall outside that 30-day requirement and will require special meetings to approve. The Board discussed resuming in-person meetings. On motion by Director Latt, seconded by Director Fuller, the Board voted 4-1 by roll call vote to approve Resolution 2021-21. Director Rupp cast the dissenting vote.

8.3 Annie & Mary Trail property access agreement

The City of Arcata is extending a recreational trail from West End Road to the District's Park One to improve connectivity for walking and biking from the north end of Arcata. The City wants to begin environmental compliance work on District property in the vicinity of the proposed trail. The agreement will allow the City to begin the CEQA process. The City is working with the County to extend the trail to Park One and would primarily be located within NCRA and Caltrans right-of-ways. The Board discussed District concerns with Arcata's Environmental Services Director Emily Sinkhorn regarding easements on other parcels that have been denied by the City. Sinkhorn will share the District's concerns with Arcata's Community Development Department. The Board discussed concerns regarding the trail's impact on restroom facilities at Park One. Sinkhorn acknowledged District concerns and assured the Board that the City would assist with maintenance of the restroom. Sinkhorn will determine what the City and County will commit to, to ensure that restroom and trail maintenance will be included in a future agreement. On motion by Director Fuller, seconded by Director Lindberg, the Board voted 5-0 by roll call vote to approve and execute the agreement.

8.4 Ruth Lake Emergency Declaration

The rainy season has washed woody debris into the lake that is now underwater or floating atop the lake. The log boom has been successful at catching much of the debris. Erosion control measures have been delayed due to the rainy season and staff are troubleshooting how to adjust and modify erosion

control measures.

8.5 Boldway real property lot line

The Boldways have requested a lot line adjustment and are hoping to bring a proposal in December.

8.6 McNamara and Peepe Site

President Woo recused herself due to a remote potential conflict. She is employed by SHN Consulting Engineers which performs work at the McNamara and Peepe site. The district received the engagement letter from special counsel last week and the retainer is being processed. Progress should be made before the December meeting.

9. NEW BUSINESS

9.1 Ordinance 23 - Water Theft Penalties

Chris Harris introduced the draft Ordinance and associated Government Codes allowing increased penalties for water theft. Adoption of the Ordinance will permit the District to administer fees, fines, and penalties for theft and diversions. This would not apply to diversions from the river itself, but will apply to diversions from the Ruth reservoir. The Ordinance will be noticed twice prior to a Public Hearing during the December meeting.

9.2 Samoa Peninsula EIFD Presentation

Scott Adair and Tanner Etherton from the Humboldt County Economic Development Division presented information on the Enhanced Infrastructure Financing District to promote job creation and growth on the Samoa peninsula. Adair dispelled myths regarding the EIFD that:

- 1) There will be **no** new tax or levy.
- 2) Other districts or entities that receive tax revenues are **not** obligated to participate.
- 3) Infrastructure does **not** mean smokestacks and concrete, but rather education, trails, community, water lines, utilities, roads, etc.
- 4) The EIFD will **not** be used to fund port or harbor infrastructure because that would have to be managed by the port authority. It is applicable to non-port/non-harbor specific infrastructure, however and can be complementary. Projects in another part of the county that enhance the EIFD could potentially be funded, even if the project is not on the peninsula. This includes projects at Essex for industrial water use on the peninsula within the EIFD.

EIFD projects will be determined by the governing body. There will be three public hearings before the plan goes to County Supervisors for approval; the first will be on December 14. The EIFD can be used to attract complementary funding and grant funding. Once the Infrastructure Financing Plan is finalized, County Economic Development is hoping to have District input to present to County Supervisors. The County will send a tax increment analysis to the Board for consideration.

9.3 Governor Newsom Drought Proclamation

The governor declared a state of emergency, but there is not a mandatory statewide drought response.

9.4 Eureka Chamber Director Nominee Voting Authority

On motion by Director Rupp, seconded by Director Lindberg, the Board voted 5-0 by roll call vote to approve the recommended Chamber directors. GM Friedenbach will cast the vote on behalf of the Board.

9.5 Status of Peninsula CSD

This item was tabled to the December meeting, as no representative from the Peninsula CSD was present.



**10. REPORTS (from Staff)**

**10.1 Engineering-** District engineer Nathan Stevens provided updates on the projects listed below.

a. 12kV Switchgear Replacement

The IPA building shipped last week from Louisiana and should arrive on November 16. The contractor is working on updating the project schedule and will request a formal extension to March or April of 2022.

i. Backup Generator during Controller Upgrade

The Board weighed the pros and cons of renting a backup generator in the unlikely event of a power outage during the upgrade. Board directed staff to continue monitoring risks and use their best judgement.

ii. Revised Match Commitment Letter

On motion by Director Rupp, seconded by Director Fuller, the Board voted 5-0 by roll call vote to approve the Revised Match Commitment Letter required for the submittal of a grant budget increase request.

b. R.W. Matthews Dam & Spillway Seismic Stability Analysis and Design HMGP Advance Assistance  
Nothing new to report. The District is waiting to hear back on the submitted application.

c. Reservoirs Seismic Retrofit Project Revised Match Commitment Letter

Additional funding is now available. On motion by Director Rupp, seconded by Director Fuller, the Board voted 5-0 by roll call vote to approve the Revised Match Commitment Letter required for the submittal of a grant budget increase request.

d. Collector 2 Rehabilitation Project

The project should go out to bid in early December and the goal is to bring bids to the Board in February. The project should be completed in summer/fall of 2022.

e. Status report re: other engineering work in progress

There was nothing new to report.

**10.2 Financial**

a. Financial Report

The Board approved the October 2021 financial statement & vendor detail report. Director Fuller reviewed the bills for the month. On motion by Director Rupp, seconded by Director Fuller, the Board voted 5-0 by roll call vote to approve the Financial Report and payment of bills in the amount of \$338,959.85.

**10.3 Operations**

a. Monthly report on projects and operations

The Board discussed the Operations report that was included in the Board packet as presented by Superintendent Davidsen.

**11. MANAGEMENT**

11.1 Supreme Court land management ruling

The local Coastal Commission staff advised that the District should seek a development permit for vegetation removal on our right-of-way on the Samoa peninsula. The District is considering an annual permit or a program specific permit which would renew every five years. The CDP would be approved by County Planning.

**11.2 CSDA Board Secretary Conference**

The Board reviewed Board Secretary certificates for the CSDA Board clerk and minute-taking programs.

**11.3 CSDA Bylaw Vote**

The General Manager cast the Board-authorized vote to review and accept the changes.

**12. DIRECTOR REPORTS & DISCUSSION****12.1 General - comments or reports from Directors**

There was nothing to report.

**12.2 ACWA****a. Investment Subcommittee**

Unfunded liability continues to be an issue. PARS could free up funds for other purposes. One more meeting has been scheduled to determine what PERS will do. An ACWA Board meeting is scheduled for one week from today.

**b. Statewide election results**

Statewide results were included in the packet. Director Rupp will attend training next week on Region 1 Chair responsibilities.

**12.3 ACWA – JPIA**

There was nothing to report.

**12.4 Organizations on which HBMWD Serves****a. RCEA**

Net energy metering for solar may be discontinued in the future.

**b. RREDC**

David Cobb discussed updating public banking law, which would allow cities and counties to create their own banks.

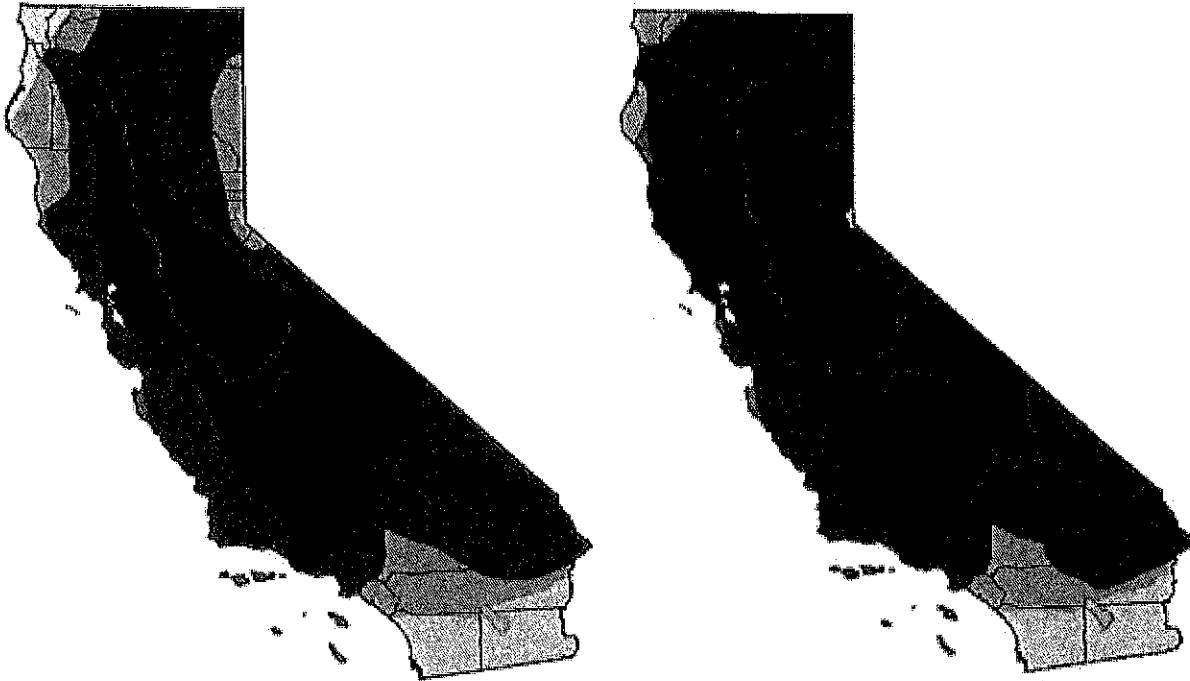
**ADJOURNMENT**

The meeting adjourned at 3:04.

**CONSENT**

## Drought conditions persist in Humboldt County despite recent rains

Cannabis applications that rely on wells halted, planning director says



Recent rains have provided some relief for California's drought crisis but the majority of the state is still experiencing extreme to exceptional drought conditions. The map on the left demonstrates current drought conditions whereas the map on the right depicts conditions on Oct. 5. (U.S. Drought Monitor)

By **ISABELLA VANDERHEIDEN** | [ivanderheiden@times-standard.com](mailto:ivanderheiden@times-standard.com) | Times-Standard  
November 17, 2021 at 2:05 p.m.

While recent rains have improved drought conditions across the state, much of California remains in an extreme to exceptional drought. The Humboldt County Drought Task Force provided an update on local drought conditions during the supervisors' meeting Tuesday and explored solutions for long-term drought impacts and climate change.

Shortly after the county Drought Task Force's last update on Oct. 2, Gov. Gavin Newsom expanded the drought emergency on Oct. 18 to include all 58 California counties, triggering the authorization of the California Disaster Assistance Act, which enabled the use of temporary emergency supplies, drinking water, and water for sanitation purposes, according to Humboldt County Office of Emergency Services director Ryan Derby.

"Though it might be too late to mitigate the impacts of the current drought situation, this task force recognizes the ongoing, potentially multi-year action needed to mitigate the effects of future droughts," he said. "... As mentioned in a previous board meeting, we feel that it's important for Humboldt County to continue prioritizing resilience, planning, mitigation, and response efforts."

Much of Humboldt County remains in a severe drought with moderate drought conditions along the coast and extreme drought conditions in the northeastern corner of the county.

"It's likely that Humboldt County will continue to see improvements in drought conditions moving into the winter months, provided precipitation levels remain similar to what we've seen in the past," Derby said. "... Historically, we see droughts every five to six years in Humboldt County and, in order to mitigate some of the negative impacts of this, we need to be able to prioritize some resiliency efforts to make this a less impactful disaster moving forward."

Yana Valachovic, forest advisor for the University of California Cooperative Extension in Humboldt and Del Norte counties, agreed that "trends are going in the right direction" but warned that "current conditions aren't necessarily a prediction of future conditions."

"We really lucked out by getting that early season rain," she said. "... We often get a prolonged dry period in December, January, and February, so things could reverse pretty quickly too. We're hopeful that they go in the right direction, but just keep in mind that we can have fire activity or fire behavior during that winter dry period or if the season shortens up pretty quickly like it did last year when we didn't get precipitation after March."

County Agricultural Commissioner Jeff Dolf added that the timing of precipitation is critical for agricultural producers.

"It's really the timing of the warming in spring and those rains that come during that warm time that is responsible for that flush of growth that allows agricultural producers, specifically livestock producers, to keep their animals out on the rangelands and to get them to put the weight on that's ideal for them before they take the animals to sale," he said.

County Environmental Health director Melissa Martel emphasized the importance of groundwater supplies.

"As of this (Tuesday) morning, there has been a 1,022% increase in dry well reports year to date statewide but only one dry well report for Humboldt County," she said, although she did not say where the dry well was located. "It's probable that wells experiencing a reduction in production are underreported."

Hank Seemann, deputy director of county Public Works, said his department is currently working on a groundwater sustainability plan for the Eel River Valley in accordance with the Sustainable Groundwater Management Act.



“We’re on track to release an administrative draft of that plan next week and then we’re releasing it for a 30-day review period. We plan to come to the board at the second meeting in December with an informational update and then we’ll be coming back to the board in January to consider adoption,” he explained.

One of the main concerns brought up in previous drought-related discussions was permitting standards for wells. Planning and Building director John Ford said the county recently entered into a contract with Eureka-based engineering firm LACO Associates to provide the following:

- Guidelines for approving low-impact wells and site-specific testing requirements for wells anticipated to have a higher impact,
- Database of existing well permits for use in countywide studies and development of permanent standards
- A decision matrix to determine whether wells are likely to fall into a high-impact category or a low impact category with an appropriate set of protocols for each

“It’s important to point out that the county has received a letter from an attorney representing some concerned citizens expressing concern with approval of wells. Until some of the information relative to approving wells is better understood, we are not moving cannabis applications forward (that are) relying on the wells for water without an analysis from a hydrogeologist,” Ford said, noting the Planning Commission discussion cannabis permitting relative to groundwater wells on Thursday.

The fixation on cannabis cultivators in relation to well permitting has been a source of contention during previous drought discussions. Second District Supervisor Michelle Bushnell previously argued that the “newness of an industry does not mean we get to pick on them.”

During Tuesday’s discussion, 3rd District Supervisor Mike Wilson asked why the moratorium on well permits applied exclusively to cannabis cultivators.

“The complaint is relative to cannabis permitting and I think it largely has to do with the number of new wells and the number of cannabis applications that have come through. But from an equity perspective, I completely understand the question,” Ford said, noting that there is not actually a moratorium on new wells.

Wilson said he wasn’t “clear why we would isolate one user over another.”

“Why couldn’t the person then just say, ‘Well, I’m just going to reapply and I’m going to say it’s for my house or my future home or for a garden, not cannabis,’” he said. “I mean, it just seems like there just would be every way to have that be a thing if they felt like that was slowing them down for some reason.”

Cannabis operations can be curtailed during extreme drought conditions, per the county's Commercial Cannabis Land Use Ordinance. Bushnell asked Ford what the county will do if drought conditions persist in the spring and what that would mean for cannabis applications.

"One of the things that we ran into last year, even recognizing earlier on the season that drought was imminent, was that people had already purchased their clones. They'd already expended money for the cultivation season. So really what we do need to do is to be ahead of that and to put people on notice as early as the first of the year about whether or not we're anticipating that this is going to be a drought year and may require cultivation to be curtailed," he said.

Ford added that curtailment of cannabis cultivation is not necessary when there is "sufficient stored water on site."

"If their ponds are full, their tanks are full and they have sufficient water to do their full allotment or full permitted amount then they're free to cultivate," he said, noting that those who are diverting water or reliant on a well would "probably be asked to curtail under those circumstances."

After an hour of discussion, supervisors voted 5-0 to receive staff's report and asked the Drought Task Force to update the board on drought conditions every two months during the wet season rather than once per month as previously established.

*Isabella Vanderheiden can be reached at 707-441-0504.*

## BLUE LAKE RANCHERIA TRIBE RESTORES SECTION OF POWERS CREEK TO IMPROVE FISH HABITAT FOR ENDANGERED AND THREATENED SALMONID SPECIES IN MAD RIVER

November 2, 2021 Kym Kemp 22 comments



*To bring back the natural curves of Powers Creek to allow for better fish migration and improve the overall floodplain, excavation work took place to remove 5,000 cubic yards of dirt to deepen the creek's channel. [Photo provided by Blue Lake Rancheria]*

### **Press release from Blue Lake Rancheria Tribe:**

The tribe recently received \$175,000 in federal funding from the Environmental Protection Agency and the Natural Resources Conservation Services for the multi-phase project which includes replanting native riparian and floodplain forest, reshaping the creek's channel for improved fish passage, and increasing in-stream structure with logs, rocks, and gravel beds where salmonid species typically like to spawn and rear. The Mad River is home to several endangered and threatened species, including Chinook salmon, coho salmon, and winter-run and summer-run steelhead.

"Restoring tributary habitat like Powers Creek has been identified as a high priority for the Mad River's population of coho salmon by the National Marine Fisheries Service – this work to restore and enhance habitat is vital, given the challenges fish populations face due to historic watershed modifications, climate change, and loss of habit," Michelle Fuller, Blue Lake Rancheria Tribe's Environmental Director, said.





**After completion of the excavation, Humboldt State University students visit Powers Creek to learn about watershed restoration. [Photo provided by Blue Lake Rancheria]**

To restore the natural vegetation buffer along a 500-foot stretch of Powers Creek, the tribe's environmental staff is in the process of planting over 400 native trees, shrubs, and grasses including willow, ash, cottonwood, red alder, redwood, spruce, maple, oak and a variety of herbaceous species. The vegetation will provide important fish habitat, and strengthen the river banks to control erosion which keeps unwanted sediment and pollutants from reaching surface waters.



**Jacob Pounds, with the Blue Lake Rancheria Tribe's Environmental Department, restoring the natural vegetation buffer along a 500-foot stretch of Powers Creek. [Photo provided by Blue Lake Rancheria]**

“Mad River is listed as a sediment impaired watershed – the roots of all of the trees and herbaceous species do a great job of trapping fine sediment and keeping it out of the waterway. Riparian forests provide a critical buffer for maintaining the integrity of our rivers, and keeping our water quality high, all of which help salmonid species survive,” Jacob Pounds,

Environmental Programs Specialist, said. Prior to planting the riparian forest, to bring back the natural curves of the creek to allow for better fish migration and improve the overall floodplain, over a two-week period excavation work took place to remove 5,000 cubic yards of dirt to deepen the creek's channel. Before the work, there was minimal disturbance in the creek and sediment built up over time which created a shallow channel. By widening the creek and improving the floodplain, the water in the creek will naturally have more space to spread out and slow down and recharge the groundwater aquifer, while creating a healthy spawning and rearing habitat for fish. Juvenile chinook and coho salmon rely on slow-moving, food-rich freshwater habitat to increase chances of survival before migrating to the ocean.



**Jacob Pounds, with the Blue Lake Rancheria Tribe's Environmental Department, planting red alder trees in Powers Creek as part of restoration efforts to replant riparian buffer. [Photo provided by Blue Lake Rancheria]**

The recent watershed improvements are considered to be phase two of the Lower Powers Creek Restoration Project. Phase one began in 2015 when the tribe was awarded funding through a US Fish & Wildlife Service Tribal Wildlife grant to remove and replace an undersized bridge near the mouth of Powers Creek which created a fish passage barrier due to cement that reinforced the bridge. Over the years the bridge and associated cement created a sizeable drop and scour pool, disconnecting fish passage and exacerbating flooding upstream. The tribe's environmental staff worked with the landowner, NOAA Fisheries, CalTrout, and engineering consultants to replace the bridge, and excavate and re-grade that section of Powers Creek which dramatically improved fish passage. For both phases of restoration work, the tribe partnered with adjacent private landowner, Gary Johnston, who contributed to the success of these projects. "The Blue Lake Rancheria Tribe is a co-manager of the Mad River, and has been working for several years now to restore this section of Powers Creek that runs through the tribe's territory. Watching the progress made over the years to improve the health of the tributary, and seeing salmon runs return, has been a real joy. It's an honor knowing that we are helping preserve and enhance Powers Creek for future generations," Jason Ramos, Blue Lake Rancheria Tribal Councilmember, said.

Powers Creek has been in great need of restoration work for decades, ever since the creek was channelized and diverted for the development of Grizzly Park Lumber Company's mill in the late 1940s. In the coming years, Mad River Alliance and the City of Blue Lake have plans to restore a 3,000-foot stretch of Powers Creek upstream of the rancheria.

The Blue Lake Rancheria Tribe collaborates with Mad River Alliance to protect and enhance the Mad River watershed, through stream temperature monitoring and yearly fish counts. Powers Creek contains two miles of potential fish habitat.

"Powers Creek is a hidden gem within the community of Blue Lake that has the potential to be an outdoor classroom for local schools and an example of how an urban stream can provide open space, fish and wildlife habitat, and a cause to bring community members together to work on the restoration and stewardship of an important local resource," Don Allan, Mad River Alliance Project Manager, said.



**Daniel Holsapple, with the Blue Lake Rancheria Tribe's Environmental Department, planting native trees and shrubs along Powers Creek. [Photo provided by Blue Lake Rancheria]**



## **‘This is a game changer’: Mike McGuire announces new funding for Great Redwood Trail**

North Coast state Sen. Mike McGuire (D-Healdsburg) held a virtual town hall discussion Tuesday to update the community on the proposed Great Redwood Trail.

By **ISABELLA VANDERHEIDEN** | [ivanderheiden@times-standard.com](mailto:ivanderheiden@times-standard.com) | Times-Standard

December 1, 2021 at 4:03 p.m.

The proposed Great Redwood Trail is one step closer to becoming a reality. During a virtual town hall discussion Tuesday evening, North Coast state Sen. Mike McGuire (D-Healdsburg) announced new funding to move the Great Redwood Trail forward.

“The Budget Act that was passed this year included two significant groundbreaking items related to the Great Redwood Trail,” McGuire said. “No. 1, it appropriated the last bit of funding needed to pay off the remaining debt from the North Coast Railroad Authority and it also added \$10.5 million to pay for stepping up the master planning process of the Great Redwood Trail. The second piece that this budget paid for was it allocated \$500 million for projects that will help us fight our climate crisis and advance non-motorized trails of statewide significance. This is a game-changer.”

The long-planned project looks to transform approximately 300 miles of unused North Coast Rail Authority lines into a hiking trail stretching from the urban San Francisco Bay Area and up to Humboldt Bay.

“When constructed, the Great Redwood Trail will become the longest rail-to-trail in the United States of America,” McGuire said. “That trail will traverse through and near some of the most spectacular landscapes on Earth including ancient redwoods state parks and national forests, golden oak-studded hills, lush vineyards, and of course, along the shores of the Russian and Eel rivers.”

Last month, the Wildlands Conservancy secured the purchase of the Lone Pine Ranch, nearly 30,000-acres of diverse forests and wetlands along the Eel River. The acquisition of the property removes another hurdle for the proposed Great Redwood Trail and makes way for new opportunities for environmental restoration and conservation of endangered species.

McGuire said he “couldn’t be more thrilled” about the future of the Eel River Canyon Preserve.

“The budget bill that was passed by the Legislature and signed by the governor this year allocated \$10 million that we were able to secure to help purchase the iconic Lone Pine Ranch in the Eel River Canyon,” McGuire said. “The ranch includes nearly 30,000 acres of wilderness and forest that run along 18 miles of the Eel River. Twelve of the 18 will become the Great Redwood Trail.”

The next step in the process is working with communities along the proposed trail route to develop the master plan.

“The plan will involve each community that the trail runs through and we’re going to work intimately with adjoining landowners and the trail’s neighbors,” McGuire said. “The master plan will help determine trail construction and alignment as well as operational costs and what type of material will be used on each of the segments. A large portion of the trail will be like a backcountry trail so it will mostly be gravel and dirt.”

McGuire added the master plan will include a series of environmental studies and security measures for wildfire prevention.

“I can’t stress this enough, every step of the way during the master plan process, the community will be front and center,” he said.

McGuire said he will begin working with North Coast officials and community leaders to form the master plan in March 2022. The California Coastal Conservancy will function as the oversight body that will manage the master plan and oversee the construction of the trail in the coming years.

Karyn Gear, North Coast Regional Program Manager for the California Coastal Conservancy, underscored the importance of working with North Coast tribes and communities along the proposed trail.

“We know people are concerned about security and impacts to adjacent landowners and we want to get those out upfront, as many of them as we can and find the solutions to them,” she said. “There are a lot of trail systems throughout this country and people have found solutions. So we’re going to be tapping into the best practices we can to address those up front.”

Gear said the master plan will focus on the alignment of the trail and said there may be some sections where reroutes will become necessary.

“You also need to look at where people are going to jump on and off the trail and what are the amenities are and where are those spots going to be,” she added. “Where do we need to provide parking? What kinds of things do we need to do to make it an enjoyable experience?”

Hank Seemann, deputy director of Humboldt County Public Works, highlighted local trail projects that will eventually become a part of the Great Redwood Trail.

“The city Eureka completed six miles of the Eureka Waterfront Trail, the city of Arcata completed four miles of the Humboldt Bay Trail North, and they’re also starting a project along the Mad River,” he explained. “In Humboldt County, we’ve been working on a project to connect Eureka and Arcata. This has been a regional priority to connect the two biggest cities in Humboldt and a really key point is that the purpose and design of a trail



depend on the context. It depends on the landscape, nearby communities, and adjacent land use.”

Though McGuire maintained a positive outlook regarding the future of the proposed trail, he admitted the trail could be stopped if the federal Surface Transportation Board received a fiscally viable bid to reinvigorate the defunct rail line. According to federal law, a proposal to submit an offer of financial assistance “should take priority over a trail use proposal because of the strong Congressional intent to preserve rail service wherever possible.”

In August, the newly formed North Coast Railroad Company, LLC filed a complaint with the Surface Transportation Board in opposition to the North Coast Railroad Authority’s request to railbank the dilapidated rail line in an attempt to export coal overseas from Montana, Utah and Wyoming through the Port of Humboldt Bay.

“We know that this shadowy corporation is worth over a billion dollars and they have put in a competing application with a Great Redwood Trail to federal regulators to start a toxic coal train that will run through our communities,” McGuire said. “Their application to start a toxic coal train will be up at approximately the same time when federal regulators review our bid to be able to rail bank the rail line from Willits all the way up to Humboldt Bay and turn the rail line into a trail. ...Here’s what I say to them: We are not going to let that happen.”

McGuire and his panel took questions from the 2,500 constituents tuned in to the virtual town hall discussion. The majority of the community’s concerns focused on the security and privacy of landowners adjacent to the trail and amenities available to trail-goers.

“We’ve always known creating the Great Redwood Trail was not going to be quick and it wasn’t going to be easy,” McGuire said. “I promise you, we’re not going to do it fast, we’re going to do it right. There is a ton of work ahead over the next many years and it’s going to take time to be able to do this trail right by the community and we need to work through a slew of details with our partners, the federal and state governments, and with all of you right here at home. ...We’re off to one hell of a start.”

McGuire’s full town hall discussion can be viewed at <https://tinyurl.com/2p8asnab>.

## Infrastructure bill includes funding for Western water systems

By SIERRA DAWN McCLAIN Capital Press Nov 9, 2021



An Oregon dam intake tunnel. The newly passed infrastructure package contains more than \$8 billion in water-related investments, including dam repairs.

[Sierra Dawn McClain/Capital Press File](#)

WASHINGTON, D.C. — The U.S. House Nov. 5 voted 228-206 to pass a \$1.2 trillion infrastructure bill that includes \$8.3 billion dollars in water-related investments. The package, HR 3684, includes investments in dams, waterways, flood prevention efforts, drought resilience, groundwater storage and conveyance, aquifer recharge projects and other water works. Agriculture Secretary Tom Vilsack in a statement called the deal a “transformative, historic investment for America.”

Western water experts say it’s too early to map out which specific watersheds or districts will receive dollars to fund projects because much of the funding will be offered in the form of competitive grants and loans that project managers must apply for in the coming months. Several Oregon irrigation district managers who are looking to modernize their facilities told the Capital Press they’re already drafting portfolios and compiling data to be ready when grant windows open.



Though many site-level specifics are still unknown, broadly, the bill outlines some big-picture plans for water projects in the West. A section of the bill titled "Western Water Infrastructure" authorizes \$1.15 billion to go toward improving water storage, groundwater storage and conveyance projects. Billions more dollars will go toward repairing or replacing aging water infrastructure, including dams.

According to the U.S. Department of the Interior, investments "will fund water efficiency and recycling programs, rural water projects, WaterSMART grants and dam safety to ensure that irrigators, Tribes and adjoining communities receive adequate assistance and support." The Interior Department also outlined a plan to invest \$2.5 billion in Indian Water Rights Settlements.

The bill also funds stormwater management research, small-scale water storage and groundwater storage projects, large water recycling and reuse projects and programs for aquifer recharge and storage. "If you're a farmer, hopefully you're going to find use in the aquifer recharge and reuse projects," said Ben Frech, a regional policy manager for the National Ground Water Association.

Frech referenced a September study from the U.S. Geological Survey that found that, during this year's drought, irrigators pumped more water than usual from aquifers, which in turn deteriorated groundwater quality, hurting both farms and surrounding communities. Frech said his organization is hopeful that long-term investments in aquifer recharge and storage will help prevent this problem from reoccurring.

Farm groups nationwide are supportive of the water infrastructure investments, and some are calling for projects to begin immediately. Jamie Johansson, president of the California Farm Bureau Federation, said farmers can now look forward to "long-needed improvements in water storage and conveyance systems," but Johansson urged agencies not to let investments get "bogged down in regulatory processes."

Dave Puglia, president and CEO of Western Growers, a group representing fresh produce growers, said the approximately \$8 billion investment in water infrastructure "will provide significant benefits for family farmers and rural communities across the West" and urged the administration to move projects forward quickly with as little bureaucratic red tape as possible. "Time, like water, is in short supply," said Puglia.



# California Farm Bureau: Infrastructure deal will "help California farmers and ranchers"

by Ashley Gardner

Monday, November 8th 2021

REDDING, Calif. — The California Farm Bureau (CFB) praised lawmakers for passing the Infrastructure Investment and Jobs Act. CFB President Jamie Johnson said, “This represents a once-in-a-generation opportunity to make the kind of investment we need to bring our rural infrastructure into the 21st century.”

According to the White House, California can expect the following:

- \$25.3 billion for federal-aid highway apportioned programs and \$4.2 billion for bridge replacement and repairs. California can also compete for the \$12.5 billion Bridge Investment Program for economically significant bridges and nearly \$16 billion of national funding in the bill dedicated for major projects that will deliver substantial economic benefits to communities.
- \$9.45 billion over five years to improve public transportation options across the state.
- \$384 million over five years to support the expansion of an EV charging network in the state<sup>3</sup>. California will also have the opportunity to apply for the \$2.5 billion in grant funding dedicated to EV charging in the bill.
- A minimum allocation of \$100 million to help provide broadband coverage across the state, including providing access to at least 545,000 Californians who currently lack it. And, under the Infrastructure Investment and Jobs Act, 10,637,000 or 27% of people in California will be eligible for the Affordability Connectivity Benefit, which will help low-income families afford internet access.
- \$84 million over five years to protect against wildfires and \$40 million to protect against cyberattacks.
- **\$3.5 billion over five years to improve water infrastructure across the state and ensure that clean, safe drinking water.**
- Airports in California would receive approximately \$1.5 billion for infrastructure development for airports over five years.

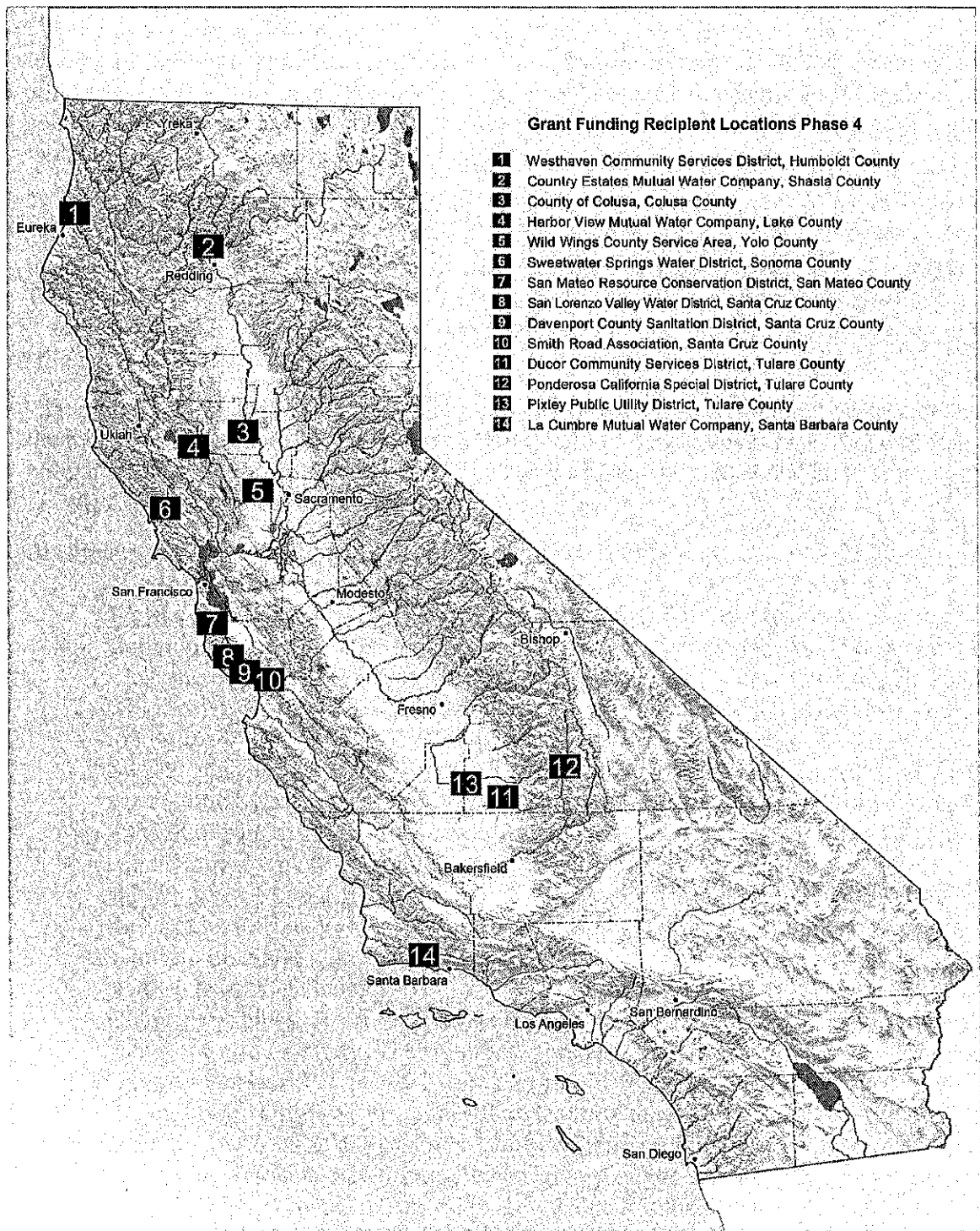
The U.S. Chamber of Commerce estimates that California would receive more than \$45 billion in long-term funding. "This will benefit California's farmers and ranchers, who are counting on improvements to millions of miles of roadways and waterways to get food to America's dinner tables and upgraded ports to ship products to international markets," Johansson said. "Our rural communities can thrive with expanded broadband and feel protected due to investments in forests that reduce wildfire dangers."

Northstate Congressman Doug LaMalfa (R) voted against the bill. In a statement, LaMalfa said, "While some pieces of this infrastructure bill are supportable, I can not vote for this current bill today as it contains far too much non-infrastructure spending, as well as triggering Democrat votes to also support passing of the Democrat's tax increasing spend-a-holic reconciliation bill that would not pass on its own. We need focused infrastructure authorization to build for America's true needs."

Representative John Garamendi (D) voted for the bill. In a statement about his vote, Garamendi said, "This is a historic piece of legislation, and a strong investment in our infrastructure and the middle class. The legislation includes much-needed support for America's roads and bridges, water infrastructure, rural broadband, and more. It will also create new middle-class jobs by rebuilding our nation's crumbling infrastructure using American materials and workers."

The bill passed Friday night following weeks of negotiations.

DWR Awards Another \$25 Million in Drought Relief for Small Communities  
 Published: Nov 09, 2021



Map of California showing fourth round of funding locations through the Small Community Drought Relief program.

includes the installation of nearly two miles of pipelines and a pump station to provide water to Bracken Brae (24 connections) and Forest Springs (128 connections) in Santa Cruz County.



- San Mateo Resource Conservation District: The community of Loma Mar is dealing with severe water loss due to leaking pipelines. The Conservation District will receive \$2,095,442 to replace about three miles of aging pipelines. To strengthen drought resiliency, the old water plant will be upgraded by replacing the wet instrument station, filter station, pump station, and chemical feed station. A backup generator will also be installed for system resiliency.

Since its launch earlier this summer, the Small Community Drought Relief program has awarded over \$65 million total in funding to 37 projects in 16 counties. In addition to the Small Community Drought Relief Program, DWR recently published the final guidelines for the Urban and Multibenefit Drought Relief Program. The program includes an additional \$200 million in grant funding for urban water suppliers and multi-benefit drought relief projects to address hardships caused by drought.

For more information about available drought relief funding, please visit DWR's Drought Funding webpage.



## Cutting the Green Tape and CEQA Statutory Exemption for Restoration Projects

 Katherine M Clements  December 2, 2021

**Much like the familiar term, “red tape,” “green tape” represents the extra time, money, and effort required to get environmentally beneficial work done because of inefficiencies in the current systems.**

CALIFORNIA— On Nov. 18, the California Department of Fish and Wildlife (CDFW) held a public meeting to provide updates on the CDFW’s new Cutting the Green Tape Program. The meeting specifically discussed the overview of CDFW’s role in the new California Environmental Quality Act (CEQA) Statutory Exemption for Fish and Wildlife Restoration Projects. CDFW discussed its role in this new process, which will be administered through its Cutting the Green Tape program, a program that falls under the larger Cutting the Green Tape initiative.

The meeting discussed an outline of CDFW’s plans and an initial overview of the process for addressing concurrent projects. The CDFW requests specific projects to be “exempt restoration projects” from CEQA as they are time-sensitive; the department’s role in CEQA’s exemption process was passed under bill SB 155 on Sept. 23, a public resource trailer bill. The meeting discussed projects that meet the exemption requirements for not having to go through CEQA. “This project fits the parameter of being exempt,” said Matt Wells of CDFW. “The department is asking that this current initiative which came about from this trailer bill that was passed recently weighs out this opportunity for exempting certain restoration projects from CEQA if they fit certain criteria...We also have our cutting the Green Tape Program, which is part of a larger Cutting the Green Tape initiative that unfolded over the past couple of years through this administration [CDFW] and the [California] Natural Resource Agency. So we have a new program in place, starting this year to support going forward with resources to help us improve our efforts to better support restoration by increasing the pace and scale of restoration projects.”

CEQA is in place to protect resources, but according to the CDFW, the pace and scales of restoration are not keeping up with all the threats. As a result, CDFW is looking to expedite progress through these restoration projects that are inherently good for the ecosystem and believe it would be beneficial to fast-track them. “They still are projects that would cover everything that CEQA lays out but we’re creating sort of an express lane for those types of projects,” said Wells. Other goals and topics addressed in the meeting included:

- Continuing development of the new program and hiring new staff.

- The current conduction of Proposition 1 grant, the solicitation focused on North Coast watersheds and piloting new Cutting Green Tape efficiencies.
- Stakeholder engagement initiatives continue, focusing on grant administration, and permitting, and engineering support.
- Streamlined and programmatic permitting initiatives.
- Continuing rollout of Restoration Management Permit (RMP) template.
- Administering CEQA Statutory Exemption for Restoration Projects
- Reporting outcomes and successes to the Legislature each year.

The full meetings presentation can be found at [file:///Users/katherine/Downloads/SERP\\_Wrkshp\\_111821.pdf](file:///Users/katherine/Downloads/SERP_Wrkshp_111821.pdf). The California Natural Resources Agency has identified Cutting Green Tape as a signature initiative to increase the pace and scale of ecological restoration and stewardship.

On Nov. 30, 2020, the California Landscape Stewardship Network released Cutting the Green Tape: Regulator Efficiencies for a Resilient Environment, a list of steps that pave the way for "Cutting the Green Tape." The document provides 14 important recommendations for improving regulatory processes for projects that benefit the environment. "The pace and scale of environmental restoration has not kept up with the threats to California's biodiversity from wildfire, drought, floods, human-wildlife conflict, and effects of climate change," said Lauren Barva, CDFW Policy and Outreach Manager. "Following this initiative, CDFW has, starting this current budget year, secured ongoing funding and new positions to permanently support Cutting the Green Tape as a program...CDFW's Cutting the Green Tape program is a statewide effort, representing the department's environmental permitting and grant funding programs with added support from its general counsel and executive leadership. This program will lead efforts to develop and implement improvements to the way the department issues permit and administers its grant programs, to accelerate the pace and scale of restoration throughout the state."

The first recommendation is to clarify the eligibility of projects that qualify for CEQA Class 33 Categorical exemption. The proposed solution is that the Secretary for Natural Resources issues an advisory clarifying that the CEQA Class 33 exemption applies to projects in endangered species habitat and to projects that use mechanized equipment.

The second recommendation is to Change the CEQA Class 33 categorical exemption eligibility to include larger terrestrial and upland restoration projects. The proposed



solution is to modify a specific CEQA to increase the acreage eligibility cap for terrestrial upland restoration activities.

The third recommendation is to amend the General Water Quality Certification Order for Small Habitat Restoration Projects (SHRP) to be consistent with Class 33 CEQA size limits and include "Waters of the State." The proposed solution is for the State Water Resources Control Board (SWRCB) to remove the 500-foot linear limit and includes "Waters of the State" in its upcoming SHRP renewal (originally planned for 2020).

The fourth recommendation is to explicitly include incidental take of fully protected species during the HREA renewal in 2021 by renewing the Habitat Restoration Enhancement Act (HREA) and updating sections with language that explicitly allows for incidental take of species protected under Fish and Game Code sections.

The fifth recommendation is to allow voluntary restoration projects to be eligible for HREA and SHRP, regardless of funding source. The proposed solution is to amend HREA so that it revises certain clauses to apply to projects that are using mitigation and settlement funds. In addition, SWRCB will provide clarifying language regarding eligible project types in sections of the proposal from the General Water Quality Certification in its 2020 General Order update.

The sixth recommendation is to develop the General Order and Waste Discharge Requirement (General Order) for aquatic restoration projects and certify the associated Programmatic Environmental Impact Report (PEIR). This will be executed by having the Secretary of Natural Resources and CDFW Director continue their collaborative work with SWRCB on this effort and ensure its successful implementation.

The seventh recommendation is to create companion efficiencies in the Fish and Game Code to the General Order for aquatic restoration for larger-scale projects. This will be done by having the CDFW develop a streamlined permit mechanism for projects larger than those covered under HREA via the 2021 HREA legislative reauthorization process.

The eighth recommendation is to amend the CEQA to allow categorical exemptions for regulatory agencies utilizing construction activities to protect natural resources and the environment. The proposed solution is for the Secretary of Natural Resources to consider updates to sections of CEQA proposals, to allow construction activities for ecological restoration and enhancement work.

The ninth recommendation is to extend programmatic permits for the Fisheries Restoration Grant Program (FRGP) to fisheries restoration projects not funded by FRGP. The CDFW will include non-FRGP funded projects that comply with CDFW design criteria in its annual list of projects submitted for FRGP programmatic permits and environmental review.

The tenth recommendation is to develop a CEQA-equivalent certified regulatory program for landscape-scale restoration. This can be executed by developing a CEQA-equivalent process that can be certified by the CNRA. A certified regulatory program like this for landscape-scale environmental enhancement would meet CEQA standards as a “functionally equivalent” document.

The eleventh recommendation is to exercise Coastal Commission authorities to advance restoration consistent with efficiencies authorized by SWRCB, CDFW, and CEQA. This would require the Coastal Commission to explore and utilize efficiencies within their authorities to advance small- and large-scale restoration that are consistent with and/or complementary to existing and planned efficiencies authorized by SWRCB, CDFW, and CEQA.

The twelfth recommendation is to identify and advance beneficial projects involving changes to water rights. The proposed solution is to have SWRCB and CDFW executive leaderships issue a joint directive to their respective staffs who work on water rights and instream flows to create clear guidance and an interagency framework for identifying and advancing beneficial projects. As part of the directive, specific direction is given regarding when to use existing mechanisms that expedite approvals.

The thirteenth recommendation is to develop a single permit application for projects that are eligible for both HREA and SHRP by having CDFW and SWRCB collaborate on the development of a single permit application that, if online, may be hosted by the state or by a third-party vendor

Finally, the fourteenth recommendation is to create a unified online permit application for state agencies that simplifies submittal and tracking for both agency staff and applicants and supports interagency coordination. This will be done by utilizing existing authorities within SWRCB, the California Environmental Protection Agency, and the CNRA to implement a viable solution, and to explore a Governor- or state-level solution to create a more standardized system.

According to the California Natural Resources Agency, implementing the reported recommendations will require diverse expertise, including key agency representatives with relevant decision-making authorities. It will depend upon those with on-the-ground knowledge of land stewardship and regulatory frameworks. The agency recommends that as agencies work to implement these recommendations, they commit to maintaining ongoing collaboration and regular dialogue with roundtable participants and other key stakeholders. The full report can be found at [https://calandscapestewardshipnetwork.org/sites/default/files/2020-11/GCT\\_FINAL\\_hires.pdf](https://calandscapestewardshipnetwork.org/sites/default/files/2020-11/GCT_FINAL_hires.pdf).



# Headwater Refuges

Researchers investigate the combined effect of drought and fire on stream communities, highlighting the importance of headwaters

By Harrison Tasoff

Wednesday, December 1, 2021 - 05:00

Santa Barbara, CA



Matilija Creek before and after the Thomas Fire and subsequent debris flows. Fire and its aftermath can completely reshape streams and their communities.

**Photo Credit:**

MARK CAPELLI: NOAA FISHERIES

Life is water, and water is life. This truism certainly applies to the Pacific coast, where streams and rivers function as the region's arteries. The water they carry fosters plant life and wildlife in Southern California's Mediterranean climate. They provide sanctuary during droughts and often serve as the nexus for recovery after fires.

Despite the importance of these waterways, scientists still don't fully understand how they respond to fires. That's why a team at UC Santa Barbara and the National Forest Service have studied wildfire impacts on streams over the past

five years in parts of the Los Padres National Forest. The scientists' new findings appear as the cover story in the December issue of *Freshwater Science*.

Three major themes emerged from their study: legacy, contingency and change. A landscape's current condition is a legacy of its history. Additionally, what happens to an ecosystem is contingent on a host of environmental conditions before and after a disturbance. These legacy and contingency effects are playing out against a background of climate change, with ecosystems moving into novel climate and land-use scenarios.

The results of this study also highlighted the significance of stream headwaters as refuges for sensitive aquatic species during fire and drought. After favorable conditions return, fish, amphibians and invertebrates can repopulate suitable downstream areas. This insight reinforced the importance of protecting these areas to ensure the resilience and biodiversity of watersheds as a whole.

A flurry of research activity followed the Zaca Fire in 2007 and Jesusita Fire in 2009. "That work showed that the riparian zone — the area of streamside vegetation — is really important in determining stream responses because if the riparian zone burns, it opens up the canopy," said lead author Scott Cooper, a research professor in the Department of Ecology, Evolution, and Marine Biology. The added sunshine increases water temperatures and promotes algal growth, which in turn fosters a different community of algae-eating aquatic invertebrates. The reduced vegetation also results in increased runoff, erosion and sediment inputs that can change stream flow patterns, water quality and ultimately the community of animals in the stream.

The team planned to compare stream communities in burned and intact areas to study the legacy impacts of the Zaca Fire 10 years on. Then five years of drought complicated their plans. The drought's effects were superimposed upon the fire's effects, Cooper explained, leading to a multi-factor study contrasting perennial and intermittent streams, some of which burned while others didn't.

"That's just the nature of fieldwork," said co-author Kristie Klose, Forest Fisheries Biologist for the Los Padres National Forest. "Things don't always work out cleanly."





Different invertebrates thrive under different conditions. This Octogomphus dragonfly naiad requires the shade of dense canopy cover.

**Photo Credit:** WILL SWALLING

The team surveyed 30 streams in Los Padres National Forest and surrounding areas in 2016 — at the end of a five-year drought — and again in 2017, after water returned and flows increased. They paid particular attention to the communities of invertebrates living in the creeks. Many of the sites were within, around and downstream from where fires had burned eight to ten years earlier.

In the short term, fires and landslides can increase creek flows because there are fewer plants drawing water from the soils and channels, Cooper explained. Increased flows during storms can scour streams and displace their flora and fauna, reducing their populations. Algae and certain invertebrates can quickly recolonize streams after flows recede, particularly if fire has opened up the riparian canopy. Streams often recover to pre-fire conditions within one to two years, he added, because vegetation quickly re-establishes in Mediterranean climates with their year-round growing seasons.

After 10 years, the team found that most stream communities had recovered from fires. The few that didn't were species that preferred shaded streams with cool temperatures and abundant leaf litter. "A wildfire's effects can be pretty short-lived in areas where the riparian zone doesn't burn," Cooper said. "Those communities usually come back within a year or two." Impacts last longer where riparian vegetation does burn, and recovery of the stream depends on the recovery of the riparian zone.

Sespe Creek in 2021, showing particularly low flow for a normally perennial stream.

**Photo Credit:** KRISTIE KLOSE

Although streams had recovered 10 years after the last fire, the legacy effects of drought were much stronger. The major thing limiting the recovery of vegetation in Mediterranean climates is the availability of water. So droughts can really complicate the picture in ways that are not yet fully understood.

It's still an open question whether drought hastens or delays an ecosystem's reaction to fire. Fires often occur during droughts, when fuel is dry and temperatures are high. If these conditions continue, then the lack of water can slow the recovery of plants and delay a stream's responses to later rain. On the other hand, heavy rains after a fire can cause floods, choke stream beds with sediment and, in extreme cases, lead to debris that remove most of the riparian vegetation. That said, rain can also promote the growth, which stabilizes soils and reduces erosion. "Over different timeframes, you can get very complicated results because rain can both stimulate plant growth while increasing stream disturbance," Cooper said.

One thing consistently held true, though: Pools in stream headwaters were critical to the ecosystem's recovery. "They're refuges, through drought and wildfire, for fish and other aquatic animals," Cooper said. "This is where sensitive species survive during inclement times, then recolonize downstream reaches when conditions become more amenable." As a consequence, populations contract and expand through droughts, wildfires and favorable conditions, preventing the disappearance of species from creeks.



Endangered southern steelhead rely on headwater pools, especially as conditions become more arid in Southern California.

**Photo Credit:** KRISTIE KLOSE



For example, the 2007 Zaca Fire burned large parts of the Manzana Creek watershed. "But its nearby tributaries, Davy Brown and Munch Creeks, did not burn and retained a dense riparian canopy," Klose said. "They acted as refuges for endangered Southern California steelhead and protected California red-legged frogs."

The findings underscore the importance of protecting these vulnerable headwaters. Drought is the new normal for the American West, and water scarcity threatens all of the region's ecosystems, especially rivers and streams. What's more, urban and agricultural demand for water is only set to grow, placing further stress on the region's water supplies. For instance, the U.S. Forest Service issues special use permits for surface water extractions on the land it manages. According to Klose, we're moving into an era where this may no longer be feasible. "In my lifetime, we're seeing streams that were once perennial become more intermittent or even ephemeral," she said. As streams dry, species that require perennial water, such as the steelhead, may be extirpated unless they have surface water refuges.

Some water extraction in the Los Padres National Forest ceased after the Thomas Fire destroyed infrastructure. "In those areas, riparian vegetation is burgeoning," Klose said. This feeds back into a landscape's susceptibility to fire. Native trees along streams are more resistant to burning due to their high moisture levels. Fires either stop at or jump over these zones depending on topography, Klose explained. And the presence of water ensures that riparian zones recover more quickly if they do burn. Yet another reason to ensure the integrity of headwaters, according to Klose and Cooper.



The riparian vegetation of Alder Creek took off after the Thomas fire destroyed water extraction infrastructure.

**Photo Credit:** KRISTIE KLOSE

As the lead aquatic biologist at Los Padres National Forest, Klose manages, conserves and rehabilitates aquatic habitat over two million acres of land. She said collaboration with researchers at UC Santa Barbara makes this possible. Additionally, the national forest hires four to five UCSB students to conduct surveys each summer. "This partnership also allows me to recruit and teach students hands-on field and lab skills that they can't effectively learn in the classroom," she added.

This study just scratches the surface of a multifaceted topic. Wildfires and the ensuing rains or drought vary in extent, timing, intensity, duration and magnitude. This results in a complicated, multi-dimensional matrix of fire and subsequent weather conditions. The researchers have continued monitoring stream responses to different fires and weather patterns, allowing them to fill in some of the combinations in this matrix.

Cooper, who has studied these systems for four decades, summed up the results. "There are two things I've concluded from being an ecologist: "Everything's interconnected and everything's dynamic."

Research Biologist David Herbst([link is external](#)); Staff Research Associate S. Matthew Drenner([link is external](#)); and principal investigator, Assistant Professor Erika Eliason([link is external](#)) (all at UC Santa Barbara) were collaborators on this study, as was Jason White of South Coast Habitat Restoration.





BLOG POST · NOVEMBER 8, 2021

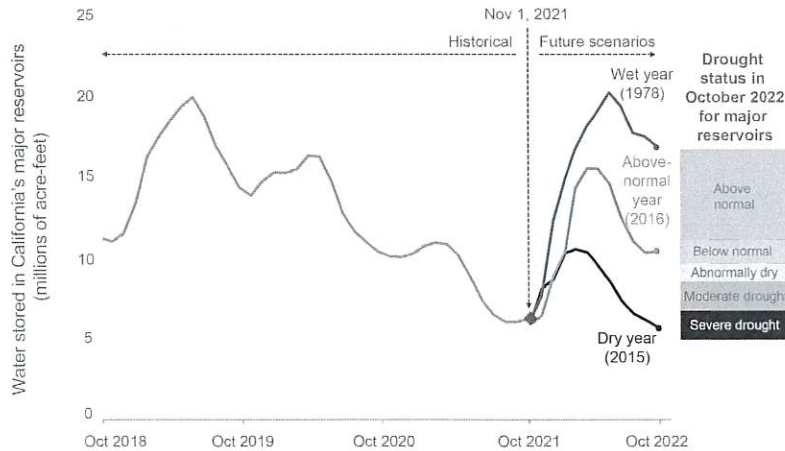
# The Current Drought: Time to Hope for the Best, Prepare for the Worst

Alvar Escriva-Bou and Ellen Hanak

Last month's atmospheric river brought much-needed precipitation to California, which has been in the grip of the second-driest and third-warmest two-year period on record. It was a balm to the drought-stricken state, and more than 600,000 acre-feet have arrived in the state's major reservoirs, but are our worries over? In a word, no.

California remains in a historic drought. We ended the 2021 water year in conditions similar to the end of 2014, year three of the last major drought. Future scenarios for the 2022 water year—shown in the figure—demonstrate that we'll need a generous year of rainfall to move the drought needle out of the danger zone. If dry conditions persist, as they did in 2015, drought impacts will be amplified. Even an above-normal water year won't take us out of drought: in 2016, for instance, we were able to fill up our reservoirs, but drought conditions persisted because reservoir managers made conservative decisions on water releases to avoid taking more risks. Only a wet year like 2017—or like 1978, which followed the driest two-year period on record and mirrors current conditions—will relieve the drought stress, although we could still see some persistent drought impacts in freshwater ecosystems and overdrafted groundwater basins.

### Only a wet year will take California's reservoirs out of drought conditions



FROM: PPIC Blog, November 2021.

SOURCE: Author estimates using data from California Data Exchange Center (CDEC).

NOTES: The chart shows the water stored in California's 13 major reservoirs for the 2019–21 water years, and then three scenarios for water storage by the end of the current water year: a dry year (modeled after 2015), an above-normal year (like 2016), and a wet year (like 1978). These years were selected because overall reservoir levels at the beginning of the water year were similar to those in October 2021. The "Drought status in October 2022 for major reservoirs" uses the 1995–2021 historical conditions in October for the same 13 reservoirs. "Severe drought" ranges from the historical minimum to the 10th percentile of years, "moderate drought" from the 10th to the 20th percentile, "abnormally dry" from the 20th to the 30th percentile, "below normal" from the 30th to the 50th percentile, and "above normal" from the 50th percentile to the historical maximum.

We're here in part because the most recent drought has been so fast-moving. In the 2012–16 drought, it took more than three years for reservoir levels to drop to extreme drought levels. In the current drought, that drop took less than two years—reflecting the especially dry conditions in Northern California, where most major reservoirs are located. Climate change is exacerbating drought intensity: conditions deteriorated rapidly this summer, the hottest on record.

The conditions in the Sacramento River watershed are critical not only for the region itself, but also for Bay Area and Southern California cities and the San Joaquin Valley farms served by the Central Valley Project and the State Water Project. Water allocations from these projects were set to just 5% for SWP contractors and as low as 0% for some agricultural contractors of the CVP. One consequence is reduced crop acreage; for instance, around 110,000 acres less than in 2020 were planted—mostly rice and cotton—given the dry conditions, and anecdotal reports suggest both acreage and yield declines for other crops from reduced water deliveries and



heat stress. While there will be some costs, overall agriculture has proven fairly resilient. The real question is what happens next year.

The reduction in surface water supplies has also spurred more groundwater pumping, accelerating declines in groundwater levels that occur naturally during droughts: almost a thousand drinking water wells have been reported dry, leaving residents of some low-income rural communities without water running through their taps.

In general, cities have dealt with the drought so far without major problems, reflecting significant past investments in drought preparedness, including water storage. Notable exceptions include communities in the normally wetter North Coast—including Marin, Sonoma, and Mendocino—and a few others throughout the state where severe drought restrictions are now in force.

Finally, freshwater ecosystems have been acutely affected by the drought. Low streamflows and high water temperatures in the Sacramento Valley and North Coast have caused severe stress to salmon and other endangered species.

As Californians eye the skies and hope for more rain, we also need to take immediate actions to minimize social, economic, and environmental risks if the drought continues into 2022. In our latest report, we highlight a few short-term priority actions, including lessening the negative impacts of increased groundwater pumping, identifying drinking water systems at risk of shortages and taking rapid action, and managing reservoirs more conservatively to ensure essential flows are available for the environment.

Despite recent rainstorms, it's important to remember that we're still in a drought—and we may face yet another year of extreme conditions. We must be prudent in how we manage our water: hoping for the best, but preparing for the worst.

## TOPICS

climate change

Drought

Floods

Forests and Fires

Freshwater Ecosystems

groundwater

Safe Drinking Water

San Joaquin Valley

Water Supply

Water, Land & Air



## Essentially a zero allocation; Water for health and safety needs only



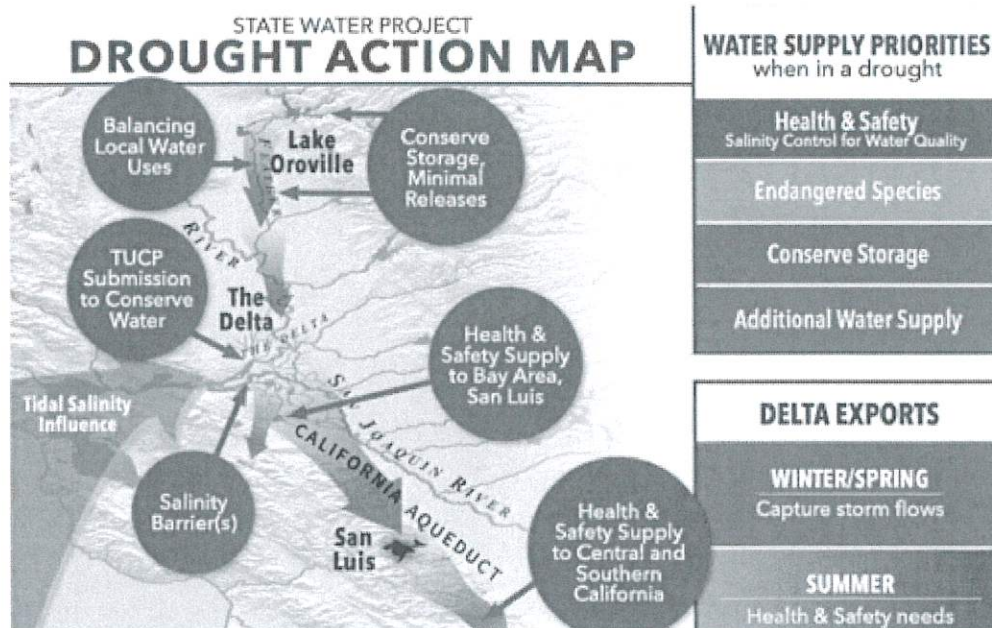
*From the Department of Water Resources:*

Today, the Department of Water Resources (DWR) announced its initial State Water Project (SWP) allocation for 2022 along with several steps to manage the state's water supply in anticipation of a third dry year with reservoirs at or near historic lows.

Given the unprecedented drought conditions, the SWP's initial allocation for December 1 will focus on the health and safety needs for 2022 of the 29 water agencies that contract to receive SWP supplies. DWR has advised these water agencies to expect an initial allocation that prioritizes health and safety water needs and that the SWP will not be planning water deliveries through its typical allocation process until the state has a clearer picture of the hydrologic and reservoir conditions going into the spring.

DWR is focused on prioritizing water supply in four categories: water for health and safety needs and Delta salinity control; water for endangered species; water to reserve in storage; and water for additional supply allocations if the hydrology allows.

"Despite a wet start to the water year, conditions have dried out since that first storm and we are still planning for a below-average water year. That means we need to prepare now for a dry winter and severe drought conditions to continue through 2022," said DWR Director Karla Nemeth. "We will be working with our federal partners and SWP contractors to take a conservative planning approach to balance limited water supplies with the needs of residents, businesses, and the environment."



In addition to limiting the initial allocation to health and safety needs, DWR is making plans to adjust SWP operations this winter and spring. DWR is capturing and storing water when possible in Lake Oroville and south of the Delta in San Luis Reservoir to increase available supplies for 2022 and will continue to do so throughout the winter. Health and safety demands for the Bay Area and Central and Southern California will be met with water available from the Delta as well as water stored in San Luis Reservoir. Water in Lake Oroville will be reserved to maintain Delta water quality, protect endangered species, and meet senior water right needs. Beyond minimal exports to meet South Bay health and safety needs, water stored in Lake Oroville will be used for south of Delta deliveries only if hydrology conditions improve. DWR plans to conserve as much storage as possible in Oroville in anticipation of a third dry year, and potentially a dry 2023.

Also, today, DWR along with the U.S. Bureau of Reclamation, submitted a new Temporary Urgency Change Petition (TUCP) to the State Water Resources Control Board. If approved, the petition would allow for the State Water Project and the Central Valley Project to operate under modifications to the water quality and water right permit requirements in the Delta from February through April 2022, should conditions warrant. These modifications may be needed to conserve water in Lake Oroville to ensure minimum health and safety water supplies are available later in the year if dry conditions persist. If significant precipitation materializes in the next few months, standards may be met through natural means and modifications to SWP and CVP operations may not be necessary.

DWR is also delaying the removal of the Emergency Drought Salinity Barrier in the Delta. The rock barrier across West False River was scheduled to be removed by November 30, however drought conditions have persisted and leaving the barrier in place will enable a more efficient drought response in spring 2022 if needed. DWR plans to create a notch in the barrier in January 2022 to allow for fish passage and boat traffic until April 2022.

“It is going to take a multi-pronged approach to successfully respond to these unprecedented drought conditions,” said Nemeth.

Each year, DWR provides the initial State Water Project allocation by December 1 based on available water storage and projected water supply demands. Allocations are updated monthly as snowpack and runoff information is assessed, with a final allocation typically determined in May or June.

The lowest initial allocations were 5 percent in 2010 and 2014. Last year, the initial SWP allocation was 10 percent, however due to increasing dry conditions, the final allocation was lowered to 5 percent.



## Rush is on to drought-proof California's archaic water system

*Suddenly flush with cash, drought-riddled California has a golden opportunity to update its 20th century water infrastructure and retrofit it for climate change.*

NICK CAHILL / November 20, 2021



Site of the proposed Sites Reservoir in Colusa County, California. (Sacramento River Preservation Trust)

SACRAMENTO, Calif. (CN) — Caught in one of the driest two-year stretches in state history and with long-range weather forecasts coming up mostly empty, the key players battling California's drought have plenty to be concerned about. Whether it's plunging reservoir levels, crumbling canals, empty wells or salmon die-offs, the water woes that have plagued the state for decades have returned forcefully during the pandemic.

Droughts come and go routinely in the Golden State, including the last which stretched from 2012 to 2016, but long-term solutions rarely seem to follow. Once the atmospheric rivers finally return to mercifully fill up Shasta Lake and Lake Oroville, the thirst for change evaporates. Politicians turn their attention elsewhere, funding streams go dry and blueprints are tabled.

But one thing is glaringly different this time around: California's coffers are overflowing, creating an opportunity for the nation's most populous state to renovate and prep its outdated water systems for climate change. "Now, we're lucky, we have money all of a sudden in the state of California," said Celeste Cantu, chair of the San Diego Regional Water Quality Control Board. "We have the ability to really address a 21st century challenge."

### **Vanishing snowpack**

Last winter wasn't exceedingly dry across the main watersheds in the northern part of the state where most of the rain and snow falls, but what followed in the spring shocked the federal and state agencies that jointly manage most of California's water supply.

Heading into the spring, California's snowpack was an estimated 60%-70% of average — not great, but not enough to cause alarm. In a typical year that amount of snow in the

Sierra Nevada would have slowly melted in the spring and at least partially replenished the state's critical reservoirs.

But scorching temperatures in April and May dissolved the snowpack at an incredible rate, rendering 100 years of data on snowmelt useless. Instead of reaching streams and riverbeds, the precious runoff soaked into the dry mountain soils or evaporated. By June 1, the statewide snowpack was completely gone.

The very disastrous scenario scientists warned would become more common with climate change came to fruition as only 20% of the snowpack was captured. The meager runoff and scheduled water deliveries to farmers dropped reservoir levels to record lows, causing Governor Gavin Newsom to declare a statewide drought emergency as the state plunged into the summer.

With global temperatures continuing to rise, what happened this past spring in Northern California will almost certainly occur more frequently. Officials are now publicly sounding the alarm that California's water system simply can't keep up.

"We got pretty smoked," admitted Karla Nemeth, director of the California Department of Water Resources.

### **In the pipeline**

Nemeth is one of the many people striving to advance Newsom's grand vision for California's water future. She and an assortment of water managers, farmers and environmentalists discussed infrastructure and policy changes this week during a Public Policy Institute of California forum.

While the state's so-called "Water Resilience Portfolio" contains over a hundred ideas, including big-ticket items like new dams and tunnels, Nemeth said a variety of improvements are already underway.

To improve forecasting abilities and make state data more accessible to local agencies, the state is working with the Scripps Institute and others on technology updates. In addition, Nemeth said California will debut its own drought monitor by the end of the year that's intended to give water managers more accurate, instant information.

"It's going to be an important new tool in communicating with the public around the role of drought in our lives," Nemeth said.

To go with better data, Nemeth said the department will continue to pursue a \$17 billion plan to build a tunnel underneath the Sacramento-San Joaquin River Delta. A state commission is also in the process of dishing out billions in voter-approved bonds for a new major reservoir, dam expansions and new groundwater storage projects.

Other officials are urging a more holistic approach to water management, particularly when it comes to flood control.

Tim Ramirez, member of the Central Valley Flood Protection Board, noted the state's current flood defense plans were designed for a previous era just like its water infrastructure. With more rain predicted to fall instead of snow in future years, he warned it's only a matter of time before the San Joaquin Valley suffers another extreme flooding event. "The system was built to carry snowmelt in a controlled fashion down through the delta; it was not built to handle floods," Ramirez said.



A focus should be placed on “widening rivers” by designating new floodplains in the Central Valley and Ramirez said it is critical for the state to expedite these projects by ensuring funds are dished out to the corresponding local agencies without the usual bureaucratic rigmarole. “Projects are being funded by multiple sources and we’re putting the burden on people that are doing the hard work to go and get four, five, six, seven and even eight different funding sources.”

Daniel Swain, a climate scientist at the University of California, Los Angeles, echoed Ramirez’s sentiment, saying California should be ready to take advantage of major storms. Designing ways to divert excess water will be key to make up for the future loss of snow, he added. “Managing that increased variability along with that new warming presents a pretty complicated picture,” Swain told the PPIC panel of California’s need for flexible water infrastructure.

Along with taking pressure off levees, Swain said projects designed to capture stormwater will have the added benefit of recharging groundwater supplies which get depleted during drought periods. “You’re taking this water that you actually don’t want in that moment and putting it somewhere where you actually will want it in the future,” he explained. New floodplains will also aid the state’s booming agricultural industry and potentially reduce farmers’ reliance on surface water.

Don Cameron, president of the California State Board of Food and Agriculture, says his 6,000-acre farm near Fresno is building new canals and other infrastructure so it can grow crops and recharge groundwater supplies if and when the floods come. He hopes the state will help other major farmers do the same before the next big storm. “We’re on the front line, climate change is here,” Cameron said. “We’d love to see the money move a little quicker.”

Panelists gave a nod to other ideas that can be implemented more easily at the local level, such as restoring wetland habitats, building wastewater recycling plants and helping low-income families pay their drinking water bills. “At the end of the day we need to think differently,” said Adel Hagekhalil, general manager of Metropolitan Water District of Southern California.

### **Pot of gold**

Though many of the ideas pitched around during the event titled “Seizing the Drought: Water Priorities for Our Changing Climate” have been proposed before, there is a greater sense of confidence among decision makers about getting them to the finish line this time around.

The urgency and optimism can largely be attributed to the state’s rosy finances, which have bounced back tremendously since the outset of the pandemic.

This past summer, Newsom inked a state budget that included historic investments for drought response and water resiliency. The budget included over \$1 billion for drinking and wastewater projects, \$200 million for communities fighting drought and hundreds of millions more toward groundwater cleanup and urban flood risk reduction. Next



year's spending plan will contain additional boosts, as this week the state's nonpartisan legislative analyst projected a \$31 billion surplus.

The state also figures to benefit tremendously from the newly signed federal infrastructure bill which contains over \$100 billion for drinking water and related infrastructure projects.

With seemingly enough to go around, the onus will be on the Legislature and state to get the cash out the door and take a bigger role in planning water projects, says Letitia Grenier, director at the San Francisco Estuary Institute.

"We can't entirely let the government off the hook here; we really could use some leadership not just from within our water agencies," Grenier said.

A glaring issue that often stalls proposals is the amount of time and money necessary to get through the planning stages. Adding to the difficulty is the fact agencies applying for bonds or grants must pay up front for a large portion and play the reimbursement waiting game with the state or feds. The process can strain local budgets and force municipalities to either take out loans to pay their bills or worse, give up on useful projects entirely.

Panelists agreed the state could help get water projects through the planning process quicker by offering technical assistance and cutting red tape.

In the meantime, agencies looking to capitalize on the overflowing state coffers should do whatever they can to get their proposals "shovel ready," said Rosemary Menard, interim city manager of the city of Santa Cruz.

The overarching pot of gold headed for water projects may have California in prime position to control its water future, but it won't cure the present.

Even as entire communities are without tap water due to the drought and excess groundwater pumping, the state water board announced Wednesday that Californians reduced urban water use by only 3.9% in September, embarrassingly short of the 15% requested by Newsom. The state is also scrambling along with Arizona and Nevada to figure out how to take less from the increasingly overdrafted Colorado River. Meanwhile, Nemeth's Department of Water Resources said this week that groundwater management plans submitted by a few major agricultural water suppliers in the Central Valley weren't fully cooked.

Under a 2014 law coined the Sustainable Groundwater Management Act or SGMA, the state placed 515 water basins into categories and required local users of the high and medium placements to form districts. The districts are in the process of coming up with "water budgets" and sustainability goals, and the new districts will have 20 years to comply with their goals once the plans are approved by the state. California's rosy financial window is certain to close but if the state can get out of its own way, the chance for transformative change is there.

"Money exists, and political will can be changed," said Swain, the climate scientist.



BLOG POST · NOVEMBER 15, 2021

# Consolidating Small Water Systems Is a Springboard to Water Justice

Sarah Bardeen

As the state of California seeks to fix its crumbling water infrastructure, the State Water Board has embarked on an ambitious program to encourage struggling small water systems to join forces with larger, neighboring water systems. We spoke with the State Water Board's Michelle Frederick and clean-water advocacy group Community Water Center's Ryan Jensen about why consolidation is important, how efforts are going, and what could be improved.

**First of all, what are the benefits of consolidation, and what problem is it supposed to address?**

**Michelle Frederick:** We have about 2,900 community water systems that serve homes and businesses in California. Half of these systems have fewer than 100 connections. They suffer from limited staffing, they're run by volunteer boards, and their rates don't cover long-term improvements. They struggle to cope with things like drought or contaminated drinking water. Rather than put Band-Aids on these problems, we want to find a sustainable solution. In 2019, the Safe and Affordable Drinking Water Fund allocated approximately \$1.3 billion dollars to help struggling water systems, and it emphasizes sustainable solutions such as consolidation.

**Ryan Jensen:** Your access to safe drinking water should not be determined by your address. A legacy of racial or socioeconomic discriminatory policies pushed some communities to the margins. Consolidation is a way to right the historical marginalization process.

**How are we doing with consolidations in California?**

**MF:** Overall I think we're doing well, but there's still room for improvement. People are afraid of what consolidation might mean, but we've done 178 consolidations since 2016, and that helps alleviate some concerns. We're working on another 175 consolidation projects right now; since June, we've held nine water partnership workshops and sent out 600 letters recommending that water systems near bigger ones look into consolidation. We are pushing against many historical practices, so it takes a little while to right a whole ship. When consolidations start happening on their own, then we'll know we've succeeded.

**RJ:** The State Water Board has a lot of new tools, but it's still figuring out how to use them effectively. The easier consolidations have happened. How does the board fund and support districts where there's willingness to consolidate but little capacity? How do you support more difficult consolidations? There's a lot of misinformation about consolidations; sometimes you're trying to change hearts and minds.

**MF:** Our SAFER program now puts a heavy emphasis on public participation. The State Water Board has a new Office of Public Participation and additional drinking water staff dedicated to engagement. Board staff work closely with communities to answer their questions, dispel misinformation, and bring them into the process.

**What issues have you encountered?**

**RJ:** When small water systems don't have safe drinking water, that's a failure of representative governance. One barrier is whether a bigger water system will be willing to sit down with a small system. In Tooleville, there was a concerted effort to consolidate with the City of Exeter, and Exeter shut down negotiations. The same thing happened in East Oroquieta. The larger system may feel the need to protect its existing customers, but a lot of customers would likely say, "If we could provide safe drinking water to our neighbors and cousins in East Oroquieta without hurting our system, why aren't we doing that?"

**MF:** Although the State Water Board can now fund a significant share of consolidation costs—up to 100% for disadvantaged communities—larger systems are concerned about who will pay for long-term operation and maintenance costs once the project is done. The State Water Board is creating additional financial incentives for



larger systems to encourage their participation. Cities can now get \$10 million loans, interest-free, for their own infrastructure projects. We've also added \$5,000 in grants per connection for disadvantaged communities, and \$10,000 per connection for severely disadvantaged communities.

**What lessons have you learned so far?**

**RJ:** The communities themselves—residents and ratepayers—have a really important role to play. Communities don't hear much about progress after the initial meetings. It's important to keep residents at the table, especially in difficult consolidations with a political nature, because local voices can break the logjam.

**MF:** Communication is key. Many residents don't realize that the low water bill they're currently paying isn't covering the costs of their local infrastructure. The infrastructure is degrading over time, which hurts their property values, makes it hard to sell, and causes other significant problems. And the actual costs to replace infrastructure can be astronomical compared to what it costs to join a city's system. But knowing when to use mandatory consolidations and when not to is an art, not a science. We're still perfecting it.

**RJ:** The State Water Board has an obligation to use mandatory consolidations to correct injustices, and to do so in dialogue with communities and local water system board members. It may be what both communities want.

**What gives you hope?**

**MF:** Bigger water systems around the state are starting to look at consolidation—including Placer County Water Agency, the City of Santa Rosa, and the City of Modesto—and that's really encouraging. We're trying to streamline our processes to make this process faster and more efficient.

**RJ:** I'm really excited about what we refer to as a "Step Zero process," in which we evaluate the needs and priorities of different stakeholders before consolidation begins. For those really difficult consolidations where there's likely to be a mandatory consolidation order, this provides an opportunity to fine-tune when and where that process is employed. I'm also really excited about all these funding tools and the administrator appointment authority. All of these tools are setting the state of California up for success.

**TOPICS**

- climate change
- Drought
- Paying for Water
- Safe Drinking Water
- San Joaquin Valley
- Water Supply
- Water, Land & Air

## Why fire experts are hopeful

*Wildfire scientists dispel common misconceptions about forest management, detailing what needs to change and why it's urgent.*

Kylie Mohr Nov. 1, 2021 From the [print edition](#)



Don Gentry, Klamath tribal chairman (left) and Steve Rondeau, director of the Tribes' natural resources department look over maps of the region during a visit to sites burned by the Bootleg Fire. The Bootleg Fire, which burned more than 413,000 acres, erupted about 25 miles from the Klamath tribal headquarters in Chiloquin, Oregon. It destroyed much of the ancestral homelands of the Klamath Tribes, which is made up of the Klamath, Modoc, and Yahooskin People.

[Leah Nash](#)

This year's fire season broke records: In July, the National Interagency Fire Center raised its preparedness level to Level 5, the most critical status possible, indicating that 80% of all wildfire fighting resources nationwide were already allocated. It remained there for 69 days, the longest stretch ever. Firefighting resources were stretched thin and communities engulfed by flames, while people thousands of miles away inhaled smoke. In early August, U.S. Forest Service Chief Randy Moore called this wildfire season a "national crisis" and temporarily suspended some resource-heavy management practices, including prescribed fires. He also stopped the practice of letting some blazes burn — a calculated risk, since such fires could balloon into bigger, more dangerous ones that require much larger crews to put out.

Wildfire scientists say there's a better way. A team of more than three dozen people from universities, conservation groups and government labs published an unusual trio of [scientific papers](#) in August in the journal *Ecological Applications*. Together, the studies are meant to provide a roadmap for how land managers and policymakers can move from passive to proactive wildfire and forest management.

# 6.5 million

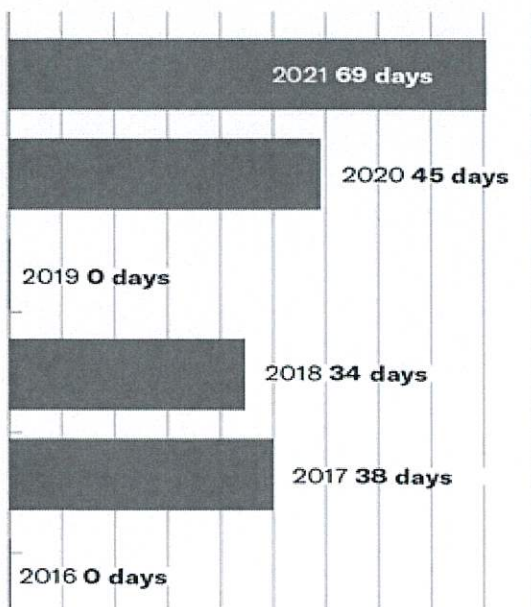
Acres burned this year by wildfires nationwide as of Oct. 15.

# 8,006

Personnel currently deployed on 39 large active fires across the U.S. as of Oct. 15.

## A record-breaking summer

Number of days preparedness level was at 5, the most critical, meaning over 80% of resources had been allocated.



Source: National Interagency Fire Center

Climate change is clearly setting the stage for hotter, drier summers, more flammable forests and, consequently, more frequent and damaging fires. “We’re living in and literally breathing climate change through wildfires,” said Susan Prichard, a forest ecologist at the University of Washington, who was a co-lead author on the papers. But, she said, there are ways to reduce some of the harmful impacts. “I’d love to translate that into practical tools for managers, and also let the public know that it’s not all doom and gloom when it comes to adapting forests to climate change.”

Still, no one thing is guaranteed to work in every forest. For example, the thin-barked, higher-elevation lodgepole pines in the Greater Yellowstone ecosystem respond differently to fire than the Douglas fir and ponderosa pines in the Eastern Cascades. But after reviewing more than 1,000 papers representing over a century of research and observations, the researchers concluded there are several strategies that can make wildfires less destructive under certain circumstances. These include thinning dense forests that haven’t



recently burned, removing some flammable shrubs and bushes, allowing wildfires to burn when conditions are appropriate, and ramping up Indigenous fire stewardship practices, including prescribed burns. If forests are managed well, they'll still burn — but the fires won't be so devastating.

“... it's not all doom and gloom when it comes to adapting forests to climate change.”



The Bootleg Fire burned Fremont-Winema National Forest in August, but areas where the U.S. Forest Service and the Klamath Tribes had conducted thinning and prescribed burns (background) were less damaged than adjacent sites (foreground).

Leah Nash

One paper takes a non-traditional approach: It's formatted in a “frequently asked questions” style that clearly states the benefits and limitations of management practices like thinning and prescribed burns. Can thinning alone mitigate wildfire hazards? Usually not; the technique is most effective when coupled with prescribed burns. Which is the primary problem driving destructive wildfires — climate change, or extra fuel, meaning burnable vegetation like trees, tree needles, grasses and shrubs? Neither; the answer is both. Can wildfires do the work of fuel treatments on their own? Not always; that's too simplistic, Prichard said. The fires that do end up burning in the height of fire season are too big, too hot and too severe to help keep an ecosystem healthy.

So, if we know what works, why isn't it happening? “That's the million-dollar question,” said Lenya Quinn-Davidson, a fire advisor with the University of California Cooperative Extension in Humboldt County and the director of the Northern California Prescribed Fire Council. “The holdup is so multifaceted.” Hurdles include getting vast numbers of private landowners to work together and understand what they need to do, dealing with federal and state regulatory barriers, permitting red tape, an insufficient federal workforce, a lack of funding, the risks stemming from liability and insurance policies, and a deeply ingrained fire suppression mentality.

Considering that laundry list of barriers, there's a fear that adapting Western forests to climate change will prove almost impossible. Yet experts are hopeful. “We can wrap our mind around having prescribed fire on a given ranch, but it's pretty overwhelming when thinking about the entire West,” Quinn-Davidson said. “(But) if we break it down, thinking about forests and communities and what we want to persist, I think it's doable.” While no solution will be fast, cheap or smoke-free, Prichard said, “the biggest risk we're taking right now is to continue kicking the can down the road.”



# The Mendocino Voice

## WEIRD SCIENCE: The sky hoop will tell us about Ukiah Valley Basin's groundwater aquifer

By Sonia Waraich | November 12, 2021



Florence Low / California Department of Water Resources

*Skytem workers set up surveying equipment on a large hoop frame to be towed by helicopter at Haigh Field in Orland on Dec. 3, 2018. The Department of Water Resources conducted an airborne electromagnetic survey to identify aquifers and possible recharge basins in the Ukiah Valley on Thursday, Nov. 11.*

MENDOCINO Co., 11/12/21 — If you were in the Ukiah Valley yesterday, you may have noticed a helicopter towing a giant hoop in the sky. That hoop is [equipped with technology](#) that will fill an important data gap as agencies across the state try to figure out how to better manage their groundwater aquifers.

The Department of Water Resources (DWR) flew the helicopter over the area with Nordic company Skytem's geophysical survey equipment attached to the giant hoop on Thursday, Nov. 11. The signals that equipment sends to and receives from the Earth provide invaluable data about the structure of the groundwater basin and aquifer, but not how much water is inside them, said Katherine Dlubac, who is on DWR's airborne electromagnetic survey team. "We're collecting it statewide in all of the high- and medium-priority groundwater basins where data



collection is feasible,” Dlubac said. “What we’ll be able to do with it is get a better understanding of the regional large-scale aquifer structure.”

The Ukiah Valley Basin was designated a medium-priority basin based on factors like population growth by the state in the process of developing better strategies to manage the state’s groundwater. The [Sustainable Groundwater Management Act](#) requires high- and medium-priority basins to form groundwater sustainability agencies and develop [groundwater sustainability plans](#) that ensure the aquifer will be managed in a way that protects it from overdraft and other adverse effects, such as the degradation of groundwater quality. These surveys are being funded by [Proposition 68](#).

In its sustainability plan, the Ukiah Valley Basin Groundwater Sustainability Agency (UVBGSA) found there seemed to be a relationship between the Russian River and one of the aquifers, but it was hard to say without more data. Having that data will allow the agency’s contractor to develop better models for how the aquifers are recharged and whether one of them experiences losses to surface-level streams. If there is a close relationship between the Russian River and one of the aquifers, then the agency will have to make sure the beneficiaries of those surface waters aren’t adversely impacted by how the groundwater is being managed, Laura Foglia, engineer with environmental consulting firm Lawrence Walker Associates, [told the UVBGSA at its meeting Wednesday](#).

The data will be available to the general public about six to eight months after the surveys are complete through the [California Natural Resources Agency Open Data Portal](#). “And we’re hoping to have some simple visualizations available so the general public can easily view the data online,” Dlubac said.

The way the technology works is the equipment sends signals beneath the ground and receives them when they bounce back, gaining information about “the electromagnetic properties of subsurface materials,” said Dlubac. “So information about the materials that are electrically conductive or materials that are electrically resistive.” That data will show the distribution of coarse-grain materials, like sand, and soft-grain materials, like clay, in the subsurface. “And those correlate to areas where we have our aquifers in those coarse-grained materials



where water can flow and then in the fine-grained materials, those are areas that inhibit water flow.”

The technology has been around for decades and has been used to map aquifer structures in the U.S. and abroad. Three pilot studies were conducted in California in 2018 to get the program off the ground.

# **CORRESPONDENCE**

STATE OF CALIFORNIA – CALIFORNIA NATURAL RESOURCES AGENCY

GAVIN NEWSOM, Governor

**DEPARTMENT OF WATER RESOURCES**P.O. BOX 942836  
SACRAMENTO, CA 94236-0001  
(916) 653-5791

November 4, 2021

Mr. John Friedenbach, General Manager  
Humboldt Bay Municipal Water District  
828 Seventh Street  
Eureka, California 95502

H.B.M.W.D. NOV 10 2021

Robert W. Matthews Dam, No. 1013  
Trinity County

Dear Mr. Friedenbach:

This is in reply to the technical memorandum (memorandum) dated October 1, 2021, prepared by GEI Consultants, Inc. (GEI) which responds to the Division of Safety of Dam's (DSOD) letter dated May 6, 2021. The memorandum provides responses to comments raised by DSOD on spillway movements and potential for backflow through the spillway drain system outlets.

The memorandum indicates that the apparent horizontal and vertical movements of the spillway could be associated with seasonal movement of the survey base station benchmark and/or thermal effects on the concrete surfaces. The memorandum indicates that Humboldt Bay Municipal Water District (District) plans to take the following actions to investigate the apparent movements of the spillway: a) perform a detailed crack map of the spillway slab and walls by late summer 2022 to compare to survey data, and b) propose changes to the survey methods by the end of 2022. DSOD considers these two actions appropriate and acceptable.

The memorandum also indicates that the District is considering installing tiltmeters on the back of the spillway walls to measure changes in wall inclination. In our opinion, installation of tiltmeters is a prudent and appropriate action to provide independent verification whether wall movements are indeed occurring. Please notify DSOD if the District decides to install these instruments.

Regarding the issue of backflow through the spillway slab drain outlets, the memorandum indicates that the District is proposing the following actions to evaluate the spillway drain efficacy: a) perform dye tests on the subdrains and observe weir flow water color, b) consider installing packers (plugs) on some of the drain slab outlets along the left side of the spillway, c) perform a 2D hydraulic model of the chute that includes the drain risers, and d) based on the results of the previous evaluations, design and install flow deflectors over the drain risers if needed. The memorandum indicates that actions a) to c) may be performed in winter 2021-2022 depending on water levels.



**fiona@hbmwd.com**

---

**From:** friedenbach hbmwd.com <friedenbach@hbmwd.com>  
**Sent:** Tuesday, November 30, 2021 2:09 PM  
**To:** Josephine A Archibald  
**Cc:** woo hbmwd.com; fiona  
**Subject:** Re: Senior HSU Engineering capstone project ideas

Hello John,

I am a faculty member in the Environmental Resources Engineering department at HSU, and I'm looking for potential projects for our senior capstone class in spring semester, January - May 2022. My research interest is in hydrology, and many of our students are similarly interested in water issues, so I am particularly keen to see if there are any projects that students could work on relating to hydrology in the Mad River Basin, or climate change adaptations for water management.

There will be 4-5 student groups in the class, and each group will devote the full semester to researching a topic and coming up with solution designs - so typically the deliverables are detailed and well-researched.

Do you have any ideas for a senior capstone project, and would someone at your organization be interested in serving as a client? Recent student projects include: Sea Level Rise designs for 2050+ at the Arcata Wastewater Treatment Facility; biofuel systems; air quality systems at the Blue Lake Rancheria clean air; slaughterhouse waste treatment alternatives, Renewable energy (solar) in conjunction with agricultural practices, and indoor air quality improvements at High School District.

Our expectation from clients is that they will be able to write a short project introduction and present it to the Capstone class at the start of the semester. Additionally, we ask clients to arrange a visit (if relevant) to the project site early on in the semester and answer student's questions once they have done a background research. We also anticipate two times where clients will read through student's work and give feedback. Finally, we ask clients or their representatives to come to the final project presentation in May.

If you might be interested in working with our capstone students next semester, please let me know - I would love to discuss ideas with you.

Regards,  
Jo

---

Jo Archibald, PhD  
Environmental Resources Engineering  
Harry Griffith Hall 116B  
707-826-3608  
Zoom office hours: M: 10-11 am, T: 2-3 pm, Th: 10a -12p ([link](#))

Humboldt State University, Arcata, CA 95521

pronouns: she/her/hers

# CONTINUING BUSINESS

**HUMBOLDT BAY MUNICIPAL WATER DISTRICT**

To: Board of Directors  
From: John Friedenbach  
Date: December 9, 2021  
Subject: Water Resource Planning (WRP) – Status Report

.....

The purpose of this memo is to summarize recent activities and introduce next steps for discussion.

**1) Top-Tier Water Use Options****a) Local Sales**

- i) Nordic Aquafarms – They are moving forward with permitting and EIR document.
- ii) Trinidad Rancheria mainline extension. GM and Counsel are scheduled to meet on December 8<sup>th</sup> with the Rancheria staff and their counsel to finalize the mainline extension agreement. The Rancheria voiced some concerns with portions of the proposed language in the draft agreement. The final draft document will be presented and reviewed at our January board meeting. The Rancheria continues to move forward with its funding efforts for the project.

**b) Transport**

No update.

**c) Instream Flow Dedication**


The next step will be a meeting between the committee and NMFS to discuss the draft narrative of the operational decision process used to determine the rate of flow releases from the hydro plant at Matthews Dam.



# Nordic fish farm EIR probes project impacts

November 17, 2021

Daniel Mintz  
Mad River Union



TRANSFISHMATION The site at present, and as envisioned by Nordic Aquafarms. Screenshot of Nordic Aquafarms graphic

**HUMBOLDT BAY**– The Nordic Aquafarms fish farm project’s water intake and discharge, energy use and marine life impacts have gotten deeper analysis as an Environmental Impact Report (EIR) nears a draft release.

During a November 10 virtual community meeting, the Norway-based company’s managers said a draft EIR will be released for public comment early next month.

Nordic is leasing a 36-acre project area – the site of the former pulp mill on Humboldt Bay – from the county’s Harbor District. The company plans to build a \$500 million, completely enclosed 766,000 square-foot recirculating aquaculture facility in two phases.

The project was originally proposed under a less comprehensive review but due to volume of public comment, the county and company agreed that an EIR is preferable.

Public attention has been focused on the amount of the facility’s effluent, the potential of intake of juvenile fish and crab, and the chosen fish species – Atlantic salmon.

With an EIR, analysis of alternative siting, alternative water sources, project alternatives and fish species alternatives is being done.

Effluent content is the “most contentious” aspects of review, said David Noyes, Nordic’s vice president of technology.

He said 99 percent of water for the facility – including 10 million gallons a day of Humboldt Bay water – will be re-used.

Discharge water is sent into the ocean via a 1.5- mile existing outfall pipe “after an extensive level of treatment.”

Maximum permitted amounts of suspended solids, biological oxygen demand and phosphorous will equate to 99 percent removal, with a 90 percent removal of nitrogen, Noyes continued.

The Humboldt Fishermen's Marketing Association has concerns about the market impacts of producing up to 27,000 metric tons of farmed Atlantic salmon a year but has also flagged potential water temperature effects and the intake of crab larvae.

Noyes said the temperature range of discharge water will be 68 to 70 degrees, which will have "no actual impact on water temperature in the area."

He said analysis has confirmed that "none of the discharge into the ocean will ever make it back into Humboldt Bay."

On water intake, Noyes said the "most stringent standards" seen with desalination plants will be applied. He compared intake screen spacing to the "size of a sharpened pencil tip" and said Nordic will "employ a larger surface area to reduce the speed of the water coming across that surface."

That makes it possible for "fish to just swim by without ever noticing that there's an intake pulling water in," he continued.

Marianne Naess, Nordic's executive vice president, said the company has agreed to do "additional voluntary monitoring" of the facility's water discharge and potential effects on marine life.

Once the project is fully built out in 2030, it will have a 22.3 megawatt energy load, which is a significant increase in the county's overall non-residential energy use.

Buy Noyes noted that it's significantly less use than what was seen in the late 1990s, when the former pulp mill's energy use peaked.

Noyes displayed a slide that refers to the Redwood Coast Energy Authority's goal of offering "100 percent net zero carbon emission renewable sources" by 2030.

A question and answer session only had a few takers.

Asked about the project's impacts on marine life and birds, Naess said the EIR analysis has determined them to be less than significant.

On traffic impacts, Scott Thompson, Nordic's Humboldt project manager, said the 15 trucks per day that the project will add to vehicle traffic "would not be significant," as there are now "hundreds of trucks making round trips on the peninsula every day."

Nordic expects decisions on water discharge, coastal development and county permits by spring of 2022.

**Humboldt Bay Municipal Water District**

To: Board of Directors

From: Chris Harris

Date: December 9, 2021

Re: COVID-19 Requirements for In-Person Board Meetings

**Background**

The impacts of the COVID-19 pandemic began affecting the District (like nearly everyone else) in early 2020.

March 12, 2020 – Governor Newsom issued an Executive Order authorizing local legislative bodies to hold public meetings via teleconference and waived some of the legal requirements for teleconference meetings under the Brown Act. This order expired on October 1, 2021, but was “essentially” extended by the signing of AB361 on September 16, 2021. AB361 officially amended the Ralph M. Brown Act, including new authorization for remote meetings & remote public comment. This authorization is effective until January 1, 2024.

March 24, 2020 - Humboldt County Department of Health and Human Services (DHHS) issued the first local Shelter-in-Place Order directing all county residents to stay home “... *except that they may leave to provide or receive certain essential services or engage in certain essential activities and work for essential businesses and governmental services ...*” This order was revised November 3, 2020 and rescinded June 15, 2021.

These were two significant orders that changed the way the District conducted business. Additional orders from the State and County included requirements for business closures (and re-openings), social distancing, facial coverings, and regular disinfection. Many of these orders have been modified but are still in place.

**Discussion**

Due to the COVID-19 pandemic and based on the risks and requirements as defined by the Center for Disease Control (CDC), California Department of Public Health (CDPH), Humboldt County DHHS, and California Division of Occupational Safety and Health Administration (CalOSHA), the Humboldt Bay Municipal Water District Board of Directors has met virtually since April 9, 2020.

In consideration of returning to in-person meetings, staff is providing requested information regarding current COVID-19 requirements.



HBMWD, like all other agencies and businesses is governed by a combination of orders issued by both the State and the County.

**Current orders, mandates, and requirements directly impacting in-person meetings:**

- Mask Mandate (DHHS 11/8/2021) – Requires all individuals to wear face coverings when indoors in workplaces and public settings, with limited exemptions.
  - Humboldt County will lift the masking requirement with the following:
    - Consistently low and stable COVID-19 cases and consistently low and stable hospital impact of COVID-19.
    - Improved community protection with vaccination (80% vaccination rate).
- Social Distancing (DHHS 9/29/2021, CalOSHA 6/17/2021, and CDC 3/19/2021) – Six feet of separation is recommended minimum distance.
  - Current Directors seating at the dais provides approximately two feet of separation. Social distancing will necessitate the removal of two chairs (use of every other station) and the purchase of two small tables to be used at each end of the dais for additional Director seating.
  - Staff seating within the board room will be disbursed, with two members of management staff at the main table, one member of management staff at a separate table, and the Board Secretary at another different, separate, table.
  - General public seating will be separated and limited. Due to the spacing requirements for the Directors and staff, four (4) seats (total) will be available to the general public. The room capacity will reduce from 49 (pre COVID) to an estimated 13 (COVID era).
- Disinfection (CalOSHA 6/17/2021) - Identify and regularly clean all frequently touched surfaces and objects.
  - District staff will clean & disinfect all surfaces in the board room and bathrooms prior to and after Board Meetings.
- Ventilation (CalOSHA 6/17/2021) - *“For buildings with mechanical or natural ventilation, or both, employers shall maximize the quantity of outside air provided to the extent feasible... unless opening windows or maximizing outdoor air by other means would cause a hazard to employees, for instance from excessive heat or cold.”*
  - The windows in the Board Room will be opened unless there is excessive heat or cold.
- General Public Attendance: Any member of the general public wishing to attend in-person board meetings will be subject to the requirements above. Seating for the general public would be (assumedly) first come, first served.

Other items to consider:

- On-going resolution re-ratifying the proclamation of a state of Emergency by Executive Order No. N-33-20.
- Lunch – Most restaurants have re-opened with mask mandate upon entering and mask removal permitted when seated/eating.
  - Lunch may need to be on an individual basis or brought in, depending on individual comfort levels.

**Staff Recommendation**

Staff recommends the Board consider the factors listed above when discussing possibly returning to in-person meetings.

**Attachments**

Current COVID-19 Dashboard Statistics for Humboldt County

Recent DHHS Notifications

1. Physical Distancing
2. Mask Mandate Order

# Humboldt County COVID-19 Dashboard

[Printable Dashboard \(PDF\)](#)

## State of California Data and Tools

Follow [local](#) and [state](#) health orders and guidance.

### Cumulative Totals

<b>137,780</b>	<b>10,079</b>	<b>446</b>	<b>118</b>	
Tests	Confirmed Cases	Hospitalizations	Deaths	

### Confirmed Cases by Test Type

<b>9,543</b>	<b>536</b>
PCR+	Antigen+

<b>162,012</b>	<b>5.78%</b>	<b>59.75%</b>
Total Vaccine Doses Administered	% of Population Partially Vaccinated	% of Population Fully Vaccinated

### What do these numbers mean?

### Daily Data - Last Updated: 11/29/2021

#### Daily Totals

<b>907</b>	<b>116</b>	<b>1</b>
Tests	Confirmed Cases	Deaths





Ian P. Hoffman, MD, MPH  
 Humboldt County Health Officer  
 529 I Street, Eureka, CA 95501  
 phone: (707) 445-6200 | fax: (707) 445-6097

**Recommendation Regarding Physical Distancing  
 Including Meetings of Legislative Bodies  
 Issued: September 29, 2021**

Humboldt County Public Health continues to recommend that physical distancing strategies be practiced in our county to the extent possible at [gatherings and events](#), which includes meetings of legislative bodies of local agencies. This is in line with [current CDC guidance](#). Humboldt County continues to experience [high transmission of COVID-19](#) locally. Physical distancing is an effective measure to reduce the spread of COVID-19, especially when combined with use of face coverings, frequent hand washing, staying home when ill, testing, and vaccination. Virtual gatherings and events, including meetings, are an alternative to in person and do the most to reduce COVID-19 risk.

Virtual meetings of legislative bodies allow for physical distancing recommendations and the virtual participation of agency staff, presenters, and community members in safer environments, with less risk of exposure to COVID-19.

Humboldt County Public Health will continue to monitor local metrics of COVID-19 (cases, hospitalizations, deaths) and the necessity of this recommendation.

Reference:

<https://humboldt.gov/DocumentCenter/View/98811/Gathering---events-PDF>

<https://www.cdc.gov/coronavirus/2019-ncov/daily-life-coping/outdoor-activities.html>

<https://covid.cdc.gov/covid-data-tracker/#datatracker-home>



DHHS Administration  
 phone: (707) 441-5400  
 fax: (707) 441-5412

Behavioral Health  
 phone: (707) 268-2990  
 fax: (707) 476-4049

Social Services  
 phone: (707) 476-4700  
 fax: (707) 441-2096



Ian P. Hoffman, MD, MPH  
 Humboldt County Health Officer  
 529 I Street, Eureka, CA 95501  
 phone: (707) 445-6200 | fax: (707) 445-6097

## ORDER OF THE HUMBOLDT COUNTY HEALTH OFFICER FOR THE WEARING OF FACE COVERINGS IN WORKPLACES AND INDOOR PUBLIC SETTINGS

DATE OF ORDER: November 8, 2021

Please read this Order carefully. Violation of or failure to comply with this Order is a misdemeanor punishable by fine, imprisonment, or both. (California Health and Safety Code sections 120295, *et seq.*)

### SUMMARY OF THIS ORDER

This Order requires all individuals to wear face coverings when indoors in workplaces and public settings, with limited exemptions, and recommends that businesses and events make face coverings available to individuals entering these spaces.

### BACKGROUND

After June 15, 2021 when most restrictions from the [State of California's Blueprint for a Safer Economy](#) were lifted, the average daily incident case rate of COVID-19 in Humboldt County increased significantly to reach the "High Transmission" level of the US Centers for Disease Control and Prevention's ("CDC") Indicators for Levels of Community Transmission. These were the highest local case rates during the entire pandemic. The COVID-19 test positivity rate in Humboldt County had also risen dramatically after June 15 to be over 10% consistently in August and September. Hospitalizations from COVID-19 in Humboldt County rose to a record high of 41 COVID-19 patients across the county, resulting in significant strain on our fragile rural healthcare infrastructure. Three months later, we are seeing cases, hospitalizations and deaths decrease to levels they were before the sharp increases in July.

The significantly more transmissible Delta variant of the SARS-CoV-2 virus has become the predominant strain in the US and in Humboldt County. This brought new changes to the pandemic, including faster spread and ability to infect those who are fully vaccinated. While the vast majority of cases, hospitalizations and deaths since June 15 have occurred among unvaccinated persons, the increase in cases among fully vaccinated persons was a notable change with the Delta variant. And while this is to be expected as no vaccine is 100% effective, it was a change in our understanding of the disease that warranted public health policy changes for masking in public.



DHHS Administration  
 phone: (707) 441-5400  
 fax: (707) 441-5412

Behavioral Health  
 phone: (707) 268-2990  
 fax: (707) 476-4049

Social Services  
 phone: (707) 476-4700  
 fax: (707) 441-2096



With the implementation of the mask order on August 6<sup>th</sup>, [case rates began to decline immediately in the fully vaccinated, and within weeks in the unvaccinated](#). This fits with what we now know about Delta in the fully vaccinated. They clear the virus faster, become less ill, and are less likely to spread the virus to others. The COVID-19 vaccines currently authorized in the US have been shown to be highly safe and effective at providing protection to individuals and communities, particularly against severe COVID-19 disease and death, and are recommended by the CDC for all populations for whom the vaccine is authorized by the US Food and Drug Administration. Humboldt County Public Health strongly recommends everyone eligible to receive COVID-19 vaccines to do so as soon as possible.

During this past surge we learned that the vaccination rates in our community were not sufficient, and in times of high community transmission and hospital impact, masks are a needed tool until our community vaccination rate reaches sufficiently high levels of community protection against COVID-19. The current proportion of the population vaccinated is a positive development but not sufficient to keep cases and hospitalizations low. Universal use of face coverings in all public settings, including all indoor as well as crowded outdoor settings and events, was the least disruptive and most immediately impactful additional measure available to public health. Masks are safe and effective at preventing COVID-19, [recommended by CDC, do not increase the CO2 levels of the air one breathes](#), and have had an [immediate impact on COVID-19 in Humboldt County as reflected by local data](#).

Inclusion of crowded outdoor public spaces and events in this requirement, [as recommended by CDC based on community transmission rates](#), allowed for less impact on previously planned events to continue. It was felt that the impact to outdoor events would be greater if they were not included in the order. Now, with local evidence available showing a decrease in cases, hospitalizations, and deaths, and increasing vaccination rates, masking in outdoor public crowded spaces and events will be removed as a requirement. This is a recognition that these outdoor crowded settings are lower risk than indoor public spaces, especially as case rates lower and vaccination rates rise. However, we strongly recommend to continue to follow [CDC masking recommendations](#) which include consideration for masking in crowded outdoor spaces when community transmission is substantial or high. All individuals, especially those who are unvaccinated or at higher risk of severe outcomes from COVID-19, should take [personal measures to reduce risk](#) in addition to masking. Vaccination and masking are the most important tools at this point in the pandemic to protect both ourselves individually, and also to protect our families, our community, and to protect our community institutions, including businesses, schools, government, and healthcare.

This Order is necessary to continue to control and reduce the community spread of COVID-19 and to reinforce the need for safe interactions during the pandemic. The Health Officer will continue to assess the public health situation as it evolves and may modify this Order, or issue additional Orders, related to COVID-19, as changing circumstances dictate.





**ORDER**

UNDER THE AUTHORITY OF CALIFORNIA HEALTH AND SAFETY CODE SECTIONS 101040, 101085, 120175, AND 120220, THE PUBLIC HEALTH OFFICER OF THE COUNTY OF HUMBOLDT (“HEALTH OFFICER”) HEREBY ORDERS AS FOLLOWS:

1. Except as otherwise set forth herein, the July 28, 2021 [Guidance for the Use of Face Coverings](#) issued by the California Department of Public Health (“CDPH”), as may be amended from time to time, continues to apply throughout the County.

2. Face Coverings. A “Face Covering” means a face covering that is well-fitted to an individual and covers the nose and mouth especially while talking, consistent with the Face Covering Requirements. [CDPH guidance “Get the Most out of Masking”](#) addresses current recommendations for a Well-Fitted Masks and Face Covering. A non-vented N95 mask is strongly recommended as a Well-Fitted Mask, even if not fit-tested, to provide maximum protection. A Well-Fitted Mask does not include a scarf, ski mask, balaclava, bandana, turtleneck, collar, or single layer of fabric or any mask that has an unfiltered one-way exhaust valve.

3. This Order directs that face coverings shall be worn, regardless of vaccination status, over the mouth and nose, in all indoor public settings, venues, gatherings, and workplaces, such as, but not limited to: offices, retail stores, restaurants and bars, theaters, family entertainment centers, conference centers, and State and local government offices. For purposes of this Order, all non-residential settings are considered public, and common areas within apartments and other multi-household residential settings (e.g., common patios, laundry rooms, lobbies) are also considered public.

4. Upon the effective date of this Order, Humboldt County outdoor masking requirements in crowded outdoor settings are rescinded unless otherwise required by CDPH, CDC or CalOSHA. Humboldt County Public Health continues to strongly recommend mask use in all crowded outdoor spaces when [CDC Data Tracker website](#) has our county listed as “high/red” or “substantial/orange” community transmission, and to follow any other [CDC guidance on masking in outdoor crowded spaces](#).

5. Individuals, businesses, venue operators, hosts, and others responsible for the operation of indoor public settings and events must:

- Require all patrons to wear face coverings for all indoor settings and events, regardless of their vaccination status; and
- Post clearly visible and [easy-to-read signage](#) at all entry points for indoor settings and events to communicate the masking requirements to all patrons.

In addition, those responsible for indoor settings and events are strongly encouraged to provide face coverings at no cost to individuals required to wear them.

6. Exemptions from face covering requirements – Individuals are not required to wear face coverings in the following circumstances, unless required by state or federal regulations:



- Persons younger than two years old.
- Persons who are working alone in a closed office or room;
- Persons who are actively eating and/or drinking;
- Persons swimming or showering in a fitness facility;
- Persons in a private car alone or with members of household;
- Persons who are actively engaged in physical activity where a mask poses a threat to personal safety or health;
- Persons who are obtaining a medical or cosmetic service involving the nose or face for which temporary removal of the face covering is necessary to perform the service;
- Persons who are specifically exempted from wearing face masks pursuant to other CDPH guidance.

7. Employers and businesses subject to the Cal/OSHA COVID-19 Emergency Temporary Standards (“ETS”) and/or the Cal/OSHA Aerosol Transmissible Diseases Standards should consult the applicable regulations for additional requirements. The ETS allow local health jurisdictions to mandate more protective measures. This Order, which requires face coverings for all individuals in indoor settings and businesses, regardless of vaccination status, takes precedence over the more permissive ETS regarding employee face coverings.

8. Unvaccinated as well as fully vaccinated persons should continue to follow CDC guidance for [unvaccinated people](#) and for [fully vaccinated people](#) to protect themselves and others, including wearing a well-fitted [face covering](#), [physical distancing](#) (at least 6 feet), avoiding crowds, avoiding poorly ventilated spaces, covering coughs and sneezes, [washing hands](#) often, and following any applicable workplace, school, or business sector guidance or requirements including the Cal/OSHA Emergency Temporary Standards. Fully vaccinated people should still watch for [symptoms](#) of COVID-19, especially following an exposure to someone with suspected or confirmed COVID-19. If symptoms develop, all people – regardless of vaccination status – should isolate and be clinically evaluated for COVID-19, including SARS-CoV-2 testing. Anyone testing positive for SARS-CoV-2, regardless of vaccination status, must follow the [Mass Isolation Order of the Humboldt County Health Officer](#).

9. Metrics for Exceptions to Indoor Masking Requirements: This order will add an exception for certain indoor settings with stable cohorts of fully vaccinated individuals (indoor offices, gyms, fitness centers, employee commuter vehicles, religious gatherings, college classes, and other organized gatherings of individuals who meet regularly) effective immediately upon the County reaching 70% of the total population becoming fully vaccinated. The following criteria would need to be met for the exception to apply:

- a. There are no more than 100 individuals present; and
- b. The host, employer, or organizer has verified\* that all individuals present are fully vaccinated; and
- c. The host, employer, or organizer maintains a list of individuals present; and
- d. The host, employer, or organizer can control access to the setting, and the setting is not





open to the general public; and

- e. The setting is not covered by more restrictive state or federal guidance.

\*Hosts, employers, or organizers must verify the vaccine status of individuals with one of the following (self-attestation is not permitted):

- The original U.S. Department of Health and Human Services CDC vaccination card issued to the individual following administration of the COVID-19 Vaccine (CDC Card);
- The original WHO International Certificate of Vaccination or Prophylaxis issued to the individual following administration of the COVID-19 in a foreign country (WHO Yellow Card);
- A paper photograph or photocopy of the CDC Card or WHO Yellow Card;
- An electronic image of the CDC Card or WHO Yellow Card;
- A digital copy of the individual's COVID-19 Vaccine record, obtained through the following portal: <https://myvaccinerecord.cdph.ca.gov/>; or
- Documentation from a licensed healthcare provider that the individual is Fully Vaccinated.

10. Metrics for Rescission of this Order: This Order will be rescinded entirely when all the following criteria have been met, unless otherwise required by CDPH, CDC, or Cal/OSHA.

- a. Humboldt County meets CDC data tracker “yellow/moderate” transmission level for 21 consecutive days; and

- b. Local public health officials determine that hospital impact from COVID-19 and other respiratory viruses remain low (using data tracked by CDC, CDPH, local public health, and in coordination/consultation with the local hospitals and surrounding local health jurisdictions); and

- c. Vaccination rates in the county reach 80% of total population OR Humboldt County Public Health public health determines sufficient evidence of community protection against COVID-19 based on vaccination rates and other protective factors. If the vaccination rate of 80% of total population is not met sooner, Humboldt County Public Health will assess if there is sufficient evidence of community protection against COVID-19 on January 15th, 2022. If evidence of community protection against COVID-19 is not sufficient on January 15th, 2022, this will be reevaluated monthly thereafter.

11. This Order shall become effective at 12:01 am on November 8, 2021 and will continue to be in effect until it is extended, rescinded, superseded, or amended in writing by the Health Officer. This Order replaces the prior order of August 6, 2021. The Health Officer intends to continually review the need for this Order via the metrics detailed.

12. All State orders and guidance documents referenced in State orders are complementary to this Order. By way of this Order, the Health Officer adopts such directives as orders as well. Where a conflict exists between a local order and any State public health order related to the COVID-19 pandemic, the most restrictive provision controls pursuant to, and consistent with,





California Health and Safety Code section 131080, unless the State Health Officer issues an order that expressly determines a provision of a local public health order is a menace to public health.

13. Copies of this Order shall promptly be: (1) posted on the County website and (2) provided to any member of the public requesting a copy of this Order.

14. If any provision of this Order or its application to any person or circumstance is held to be invalid, the remainder of the Order, including the application of such part or provision to other persons or circumstances, shall not be affected and shall continue in full force and effect. To this end, the provisions of this Order are severable.

15. Recommendation: In indoor public and private settings where there is close contact with other people who may not be fully vaccinated, individuals should consider wearing a higher level of protection, such as wearing two masks (“double masking”) or wearing a respirator (e.g., KN95 or N95). This is particularly important if an individual is not fully vaccinated and is in an indoor public setting or crowded outdoor setting or event. Humboldt County Public Health will continue to strongly recommend masking of everyone in indoor public places where the vaccination status of everyone is not known, even if no local masking requirement is in place, until there is strong evidence that the threat of COVID-19 to an individual has decreased sufficiently that there is a low benefit to the individual by wearing a mask in these settings.

**IT IS SO ORDERED:**

\_\_\_\_\_  
Ian Hoffman, MD, MPH  
Health Officer of the County of Humboldt

\_\_\_\_\_  
Date / Time



**Humboldt Bay Municipal Water District**

To: Board of Directors  
From: John Friedenbach  
Date: December 9, 2021

Re: Virtual Board Meetings Brown Act – Resolution 2021-22

**Discussion**

As the Board the passage of AB 361 (Rivas) in September provides for continued virtual meetings with relaxed Brown Act restrictions provided certain conditions are affirmed by the Board. To continue taking advantage of AB 361 changes to the Brown Act, the Board must affirm **every 30 days or less** that the emergency conditions of Covid-19 exist.

If the Board approves the renewal Resolution 2021-22, which will be dated December 9, 2021, and the conditions persist into January 2022, the Board will need to adopt another continuing resolution prior to January 9, 2022. Our regularly scheduled board meeting for January will occur on Thursday, January 13<sup>th</sup>.

Therefore, it would be prudent to discuss potentially scheduling a Special Board meeting for the week of January 4<sup>th</sup> to consider a continuing resolution for virtual meetings under the relaxed Brown Act requirements. This would be the only item considered at the Special Board meeting. In addition, our regular board meeting for January would occur as normal on Thursday January 13, 2022.

As mentioned by staff at our September board meeting, a Special Board meeting will be necessary in the months of April and July if the emergency conditions resulting from Covid-19 persist up to and including those months.

**Recommendation**

Review Directors' schedules for the week of January 4, 2022 for a possible Special Board meeting to consider adopting a continuing resolution for virtual board meetings.

**RESOLUTION NO. 2021-22****A RESOLUTION OF THE BOARD OF DIRECTORS OF THE HUMBOLDT BAY MUNICIPAL WATER DISTRICT PROCLAIMING A LOCAL EMERGENCY PERSISTS, RE-RATIFYING THE PROCLAMATION OF A STATE OF EMERGENCY BY EXECUTIVE ORDER NO. N-33-20 ON MARCH 4, 2020, AND RE-AUTHORIZING REMOTE TELECONFERENCE MEETINGS OF THE LEGISLATIVE BODIES OF HUMBOLDT BAY MUNICIPAL WATER DISTRICT FOR THE PERIOD OF DECEMBER 9, 2021 THROUGH JANUARY 8, 2022 PURSUANT TO BROWN ACT PROVISIONS.**

WHEREAS, the Humboldt Bay Municipal Water District is committed to preserving and nurturing public access and participation in meetings of the Board of Directors; and

WHEREAS, all meetings of the Humboldt Bay Municipal Water District's legislative bodies are open and public, as required by the Ralph M. Brown Act (Cal. Gov. Code 54950 – 54963), so that any member of the public may attend, participate, and watch the District's legislative bodies conduct their business; and

WHEREAS, the Brown Act, Government Code section 54953(e), makes provision for remote teleconferencing participation in meetings by members of a legislative body, without compliance with the requirements of Government Code section 54953(b)(3), subject to the existence of certain conditions; and

WHEREAS, a required condition is that a state of emergency is declared by the Governor pursuant to Government Code section 8625, proclaiming the existence of conditions of disaster or of extreme peril to the safety of persons and property within the state caused by conditions as described in Government Code section 8558; and

WHEREAS, a proclamation is made when there is an actual incident, threat of disaster, or extreme peril to the safety of persons and property within the jurisdictions that are within the District's boundaries, caused by natural, technological or human-caused disasters; and

WHEREAS, it is further required that state or local officials have imposed or recommended measures to promote social distancing, or, the legislative body meeting in person would present imminent risks to the health and safety of attendees; and

WHEREAS, the Board of Directors previously adopted a Resolution, Number 2021-21 on November 12, 2021, finding that the requisite conditions exist for the legislative bodies of Humboldt Bay Municipal Water District to conduct remote teleconference meetings without compliance with paragraph (3) of subdivision (b) of section 54953; and

WHEREAS, as a condition of extending the use of the provisions found in section 54953(e), the Board of Directors must reconsider the circumstances of the state of emergency that exists in the District, and the Board of Directors has done so; and

WHEREAS, emergency conditions persist in the District, specifically, as a result of the COVID-19 pandemic, the Governor proclaimed a state of emergency on March 4, 2020 (N-33-20), in accordance with the section 8625 of the California Emergency Services Act, and the state of emergency remains in effect; and

WHEREAS, as a result of the COVID-19 pandemic, the Humboldt County Health Officer has imposed and has recommended measures to promote social distancing as more particularly set forth in his August 6, 2021, Order, among other prior orders and CDC guidance; and

WHEREAS, the Board of Directors does hereby find that as a result of the COVID-19 pandemic, social distancing recommendations and conditions causing imminent risk to attendees has caused, and will continue to cause, conditions of peril to the safety of persons within the District that are likely to be beyond the control



of services, personnel, equipment, and facilities of the District, and desires to affirm a local emergency exists and re-ratify the proclamation of state of emergency by the Governor of the State of California and re-ratify local social distancing recommendations; and

WHEREAS, as a consequence of the local emergency persisting, the Board of Directors does hereby find that the legislative bodies of Humboldt Bay Municipal Water District shall continue to conduct their meetings without compliance with paragraph (3) of subdivision (b) of Government Code section 54953, as authorized by subdivision (e) of section 54953, and that such legislative bodies shall continue to comply with the requirements to provide the public with access to the meetings as prescribed in paragraph (2) of subdivision (e) of section 54953; and

NOW, THEREFORE, THE BOARD OF DIRECTORS OF THE HUMBOLDT BAY MUNICIPAL WATER DISTRICT DOES HEREBY RESOLVE AS FOLLOWS:

1. That the Recitals set forth above are true and correct and are incorporated into this Resolution by this reference.
2. That the Board of Directors hereby considers the conditions of the state of emergency in the District and proclaims that a local emergency persists throughout the District, and the state of emergency continues to directly impact the ability of the members of the Board to meet safely in person, and further that local officials continue to impose or recommend measures to promote social distancing;
3. That the Board hereby ratifies the Governor of the State of California's Proclamation of State of Emergency, effective as of its issuance date of March 4, 2020;
4. That the staff, General Manager, and legislative bodies of the Humboldt Bay Municipal Water District are hereby authorized and directed to take all actions necessary to carry out the intent and purpose of this Resolution including, continuing to conduct open and public meetings in accordance with Government Code section 54953(e) and other applicable provisions of the Brown Act.
5. That this Resolution shall take effect immediately upon its adoption and shall be effective until the earlier of January 8, 2021, or such time the Board of Directors adopts a subsequent resolution in accordance with Government Code section 54953(e)(3) to extend the time during which the legislative bodies of Humboldt Bay Municipal Water District may continue to teleconference without compliance with paragraph (3) of subdivision (b) of section 54953.

PASSED AND ADOPTED by the Board of Directors of Humboldt Bay Municipal Water District, this 9th day of December, 2021, by the following vote:

AYES:

NOES:

ABSENT:

ABSTAIN:

ATTEST:

---

Sheri Woo, President

---

J. Bruce Rupp, Secretary/Treasurer

**Humboldt Bay Municipal Water District**

To: Board of Directors

From: Chris Harris

Date: December 9, 2021

Re: Public Hearing and Possible Approval of Water Theft Penalties – Ordinance 23

**Review**

Last month staff presented Ordinance 23 – Water Theft Penalties to the Board of Directors for review and comment. As required, notice of public hearing was published November 25, 2021 and December 2, 2021. The public may comment during the December meeting via zoom, email, or US Mail. To remind the Board:

**Timeline for Ordinance 23**

Requirements for all new ordinances:

1. First reading, review and modify (November 12, 2021)
2. Published in newspaper (November 25, 2021 and December 2, 2021)
3. Public hearing/second reading, potential Board Approval (December 9, 2021)
4. Ordinance goes into effect 30-days after approval (January 8, 2021)

**Staff Recommendation**

Staff recommends the board receive public input regarding the Ordinance 23 and incorporate as needed. Once public comments have been addressed, staff recommends approval of Ordinance 23 – Water Theft Penalties.

**Attached**

Ordinance 23 – Water Theft Penalties

Humboldt Bay Municipal Water District  
Ordinance 23  
Approved December 9, 2021

**Ordinance 23 – Water Theft Penalties**

WHEREAS, Humboldt Bay Municipal Water District (District) is a Special District duly organized and incorporated pursuant to the provisions of the Municipal Water District Act of 1911 by unanimous vote of the Board of Supervisors of Humboldt County on March 19, 1956.

WHEREAS, the District was created to reliably deliver high quality drinking water to the communities and customers served in the greater Humboldt Bay Area at a reasonable cost; reliably deliver untreated water to wholesale industrial customer(s) at a reasonable cost; and protect the environment of the Mad River watershed to preserve water rights, water supply and water quality interests of the District.

WHEREAS, California Penal Code section 498 prohibits the theft of utility services, including water; and

WHEREAS, California Penal Code section 624 prohibits every person from willfully damaging, tampering with, or digging up water pipes or waterworks; and

WHEREAS, California Penal Code section 625 prohibits every person who, with intent to defraud or injure, opens or causes to be opened, or draws water from any disconnected utility connection after having been notified that the same has been closed or shut for specific cause, by order of competent authority; and

WHEREAS, any person who violates Penal Code section 498, 624, or 625 is guilty of a misdemeanor; and

WHEREAS, California Civil Code section 1882 et seq. authorizes the District to bring a civil action for damages against any person who commits, authorizes, solicits, aids, abets, or attempts any of the following acts:

- a. Diverts, or causes to be diverted, water service (retail, wholesale, or industrial) by any means whatsoever.
- b. Makes, or causes to be made, any connection or reconnection with property owned or used by the District to provide water service without the authorization or consent of the District.
- c. Prevents any water meter, or other device used in determining the charge for water services, from accurately performing its measuring function by tampering or by any other means.
- d. Tampers with any property owned or used by the District to provide water services.
- e. Uses, or receives the direct benefit of all, or a portion, of the water service with knowledge of, or reason to believe that, the diversion, tampering, or unauthorized connection existed at the time of the use, or that the use of receipt, was without the authorization or consent of the District; and

WHEREAS; pursuant to California Government Code section 53069.4, the District may, by ordinance, make the violation of any ordinance enacted by its Board of Directors subject to a civil administrative fine or penalty; and



Humboldt Bay Municipal Water District  
Ordinance 23  
Approved December 9, 2021

WHEREAS, SB 427, signed into law July 23, 2021, increased the maximum fines and penalties previously in place that an agency can levy for water theft infractions; and

WHEREAS; because water is a vital natural resource, the District has determined that it is appropriate to impose maximum fines, fees, and penalties for the theft of water; and

WHEREAS, the District Board of Directors finds that this Ordinance is in the best interest of the District to protect the health, safety, and welfare of the communities served by the District; and

WHEREAS, the Board of Directors finds that this Ordinance is consistent with state laws and the policies of the District.

NOW, THEREFORE, the Board of Directors of Humboldt Bay Municipal Water District does ordain as follows:

Section 1. Recitals. The District hereby finds and determines that the above recitals are true and correct and are incorporated herein.

Section 2. Approval of Ordinance. The Humboldt Bay Municipal Water District Ordinance 23 prohibiting the theft of water and tampering with district facilities, as described in Exhibit A, *PROHIBITION OF WATER THEFT AND TAMPERING WITH DISTRICT FACILITIES*, attached hereto and incorporated by reference, is hereby approved.

Section 3. California Environment Quality Act Compliance. The District Board of Directors find, pursuant to Title 14 of the California Code of Regulations, Section 15061(b)(3), that this Ordinance is exempt from the requirements of the California Environmental Quality Act (CEQA) in that it is not a Project which had the potential for causing significant effect on the environment.

Section 4. Severability. If any provisions, section, subsection, sentence, clause, phrase, or sections of the Ordinance, or the application of same to any person, or set of circumstances, is for any reason held to be unconstitutional, void, or invalid, the validity of the remaining portions, provisions, or regulations contained herein shall not be affected, it being the intent of the Board of Directors in adopting the Ordinance that no portions, provisions, or regulations contained herein shall become inoperative, or fail by reason of the unconstitutionality of any other provision hereof, and all provisions of the Ordinance are declared to be severable for that purpose.

Section 5. Ordinance Effective Date. This Ordinance shall be in full force and effect thirty (30) days from and after the date of its adoption.

Humboldt Bay Municipal Water District  
Ordinance 23  
Approved December 9, 2021

**PASSED AND ADOPTED** by the Humboldt Bay Municipal Water District Board of Directors on the 9th day of December by the following rollcall vote:

I HEREBY CERTIFY that the foregoing Ordinance was duly INTRODUCED at a regularly held meeting of the Board of Directors of the HUMBOLDT BAY MUNICIPAL WATER DISTRICT on the 12th day of November, 2021, and was PASSED and ADOPTED by the Board of Directors of the HUMBOLDT BAY MUNICIPAL WATER DISTRICT on the 9<sup>th</sup> day of December, by the following vote:

AYES:

NOES:

ABSENT:

Humboldt Bay Municipal Water District  
Ordinance 23  
Approved December 9, 2021

EXHIBIT "A"

***PROHIBITION OF WATER THEFT AND TAMPERING WITH DISTRICT FACILITIES***

**SECTION 1. WATER THEFT PROHIBITED**

- A. **Water Theft.** For the purposes of this Ordinance, "water theft" shall include but not be limited to:
- (1) The use, diversion, receipt, or taking of any District water by any means, including but not limited to: any public fire hydrant, blow-off valve, water main, water service lateral, reservoir, or other District facility or connection to a District facility, to which a District authorized metering device has not been installed or has been removed by the District; and
  - (2) The use, diversion, receipt, or taking of any District water by any means without paying the full and lawful District charges for such water, or by tampering with District property or facilities, such as removing a lock that has been placed on a customer's service or meter, or unauthorized use, or by tampering with a service connection to any District facilities, or any public fire hydrant.
- B. **Unauthorized Use.** For the purposes of this Ordinance, "unauthorized use" shall include but not be limited to:
- (1) The use of water from a stationary service connection where lawful water service has been discontinued;
  - (2) The use of water from a District owned fire hydrant to supply water outside of the District service area, regardless of whether payment is provided to the District for the water drawn from the public fire hydrant;
  - (3) Any use of a District owned hydrant meter in violation of the terms and conditions of a hydrant water permit;
  - (4) Any unauthorized drawing of water from Ruth Lake Reservoir.
- C. **Tampering.** For the purposes of this Ordinance, "tampering" with District equipment or facilities is considered grounds for discontinuation of utility services and shall include, but not be limited to:
- (1) Opening valves at the curb or meters that have been turned off by District personnel;
  - (2) Breaking, cutting, picking, or damaging shut-off locks;
  - (3) Bypassing the meter in any way;
  - (4) Taking unmetered water from hydrants by anyone other than authorized officials of a recognized fire department, fire insurance company, or District employee for any purpose other than firefighting, testing, or flushing of hydrants;



Humboldt Bay Municipal Water District  
Ordinance 23  
EXHIBIT A  
Approved XX day of XXXXXX, 2021

- (5) Use of sprinkler system water service (fire service) for any purpose other than fire protection;
- (6) Removing, disabling, or adjusting meter registers;
- (7) Connecting to or intentionally damaging water lines, valves or other appurtenances;
- (8) Moving the meter or extending service without written permission of the District;
- (9) Any intentional act of defacement, destruction, vandalism, or obstruction to District property or an act that affects District property;

D. **Misdemeanor.** Water theft and tampering are prohibited.

- (1) Each act of water theft or tampering constitutes a misdemeanor under state law;
- (2) The District may report any water theft to the appropriate prosecuting agency and request prosecution of said activity pursuant the California Penal Code.

**SECTION 2. ADMINISTRATIVE PENALTIES.** Administrative penalties are separate from any other penalties and fees that may be charged due to water theft or tampering.

A. **Remedies.** In addition to pursuing criminal penalties, the District, upon discovering water theft or tampering with District property, may also pursue the following remedies available at law or equity:

- (1) Immediately remove, or require the removal of any equipment, connection, or tools used to accomplish the water theft that is attached to District property;
- (2) Charge the customer or perpetrator an administration penalty based on the type of water theft:
  - (i) Water theft via meter tampering:
    1. \$150 for the first violation;
    2. \$250 for a second violation within a twelve-month period;
    3. \$350 for each violation thereafter within a twelve-month period.
  - (ii) All other forms of water theft:
    1. \$500 for the first violation;
    2. \$1,000 for a second violation within a twelve-month period;
    3. \$1,500 for each violation thereafter within a twelve-month period.

B. **Other Remedies.** In addition to any other remedies provided in the Ordinance or available under applicable law, the District may seek injunctive relief in the Superior Court to take enforcement action. All remedies provided herein shall be cumulative and not exclusive. If a District customer or any other person turns on water service without District authorization, tampers with any locked water meter, tampers with a service connection or District facilities, bypasses a meter, otherwise makes an unauthorized connection to District facilities without District permission, or commits water theft, the District may do any, or a combination of any, of the following:

- (1) Turn off the water service and install a lock;
- (2) Estimate, if necessary, the water taken and charge the customer, offender, or recipient of the stolen water three times the normal rate of the water taken from the District facility;

Humboldt Bay Municipal Water District  
Ordinance 23  
EXHIBIT A  
Approved XX day of XXXXXX, 2021

- (3) Charge the customer, offender, or water recipient for the damage to the District lock, meter, or other property;
- (4) Charge the customer, offender, or water recipient, a tampering fee, as established in Ordinance 13, Appendix B - Fee Schedule;
- (5) Remove the meter;
- (6) Terminate and remove the service from its connection to the water main;
- (7) Require payment of a full connection fee to reestablish service;
- (8) Require the return of any District hydrant meter; and
- (9) Prohibit any person who has committed three violations of this Ordinance within a twelve-month period from obtaining a District hydrant meter permit for a period of three (3) years from the date of third violation.

**C. Notice.**

- (1) A "Notice of Violation" will be mailed to the customer, offender, or water recipient and shall include: that a violation of this Ordinance has occurred; that the customer, offender, or water recipient shall immediately cease the unlawful the unlawful practice; that the failure to immediately cease the unlawful practice will result in the discontinuation of service; and the amount of the administrative fine imposed.
- (2) Notwithstanding sub-section "C", "1", above, a "Notice of Violation" may be mailed to the customer, offender, or water recipient, following the discontinuation of water service if:
  - (i) In the opinion of the District's General Manager, Superintendent, or Business Manager, theft of service is clearly evident on the customer's property or property where the offense occurred, and immediate action is necessary; or
  - (ii) In the opinion of the District's General Manager, Superintendent, or Business Manager, there is an immediate danger to public health or safety; or
  - (iii) In the opinion District's General Manager, Superintendent, or Business Manager immediate action is necessary to prevent an ongoing theft of water.

**D. Billing of Charges.**

- (1) The District shall calculate the amount of damages, fees, and penalty(ies) to be imposed, and shall send a bill to the customer, or if the offender is not a customer of record, an invoice for payment of the damages, fees, or penalty(ies) may be sent to the offender, water user, or recipient.
- (2) All costs related to the District's processing and handling of the water theft, investigation, and enforcement thereof, and potential charges for reestablishment of service, shall be borne by the party having responsibility for the water account at the time of the water theft, or if there is no customer of record, by the offender, water user, or recipient. These changes include, but are not limited to:
  - (i) Service call charges;
  - (ii) Water consumption charges;



Humboldt Bay Municipal Water District  
Ordinance 23  
EXHIBIT A  
Approved XX day of XXXXXX, 2021

- (iii) Water shut-off charges;
  - (iv) Charges for damage to District facilities and equipment;
  - (v) Removal of meter and/or water service termination fees.
- (3) Before the meter will be replaced and services reestablished, the party requesting service, if in any way involved in, related to, or associated with, parties involved in the water theft, shall pay twice the average monthly water bill, plus the standard meter reinstallation fee, in addition to all service call charges, and an amount representing any damage to District property.
- (4) All charges related to the District's processing and handling of the water theft involving the taking of water from a fire hydrant shall be borne by the offender, water user, or recipient, including, but not limited to, water consumption charges, charges for any damage to District facilities and equipment, and costs of investigation and enforcement.

**E. Payment of Fine and other Charges.**

- (1) All charges imposed pursuant to section "D", "1" of this Ordinance shall be paid, in full, within thirty (30) days of the date of the bill or invoice, as applicable. Any delinquent amount shall bear interest at the rate of ten percent (10%) per annum or the maximum amount allowed by law, which ever is less, until paid. The accrual of interest on delinquent amounts shall be tolled during the pendency of a timely submitted appeal pursuant to Section "F", below.

**F. Appeal Procedures.**

- (1) Any person ("appellant") who wishes to contest the imposition of an administrative penalty imposed by the District pursuant to this Ordinance, or wishes to request a "Hardship Waiver" to reduce the amount of the penalties, fees, and/or charges, shall comply with the following procedures:
- (i) Appellant shall submit a written request for appeal or Hardship Waiver to the District General Manager no later than fifteen (15) calendar days from the date of the bill (invoice) sent to the customer or offender.
    - 1. If the appellant wishes to contest the imposition of the administrative fine, the appellant shall provide a detailed summary of facts supporting appellant's position, together with any supporting documentation or other evidence.
    - 2. If the appellant wishes to request a Hardship Waiver, the appellant shall submit evidence supporting the request. Evidence to support the request for Hardship Waiver shall include proof of current enrollment in and recipient of CALWORKS, CalFresh, General Assistance, Medi-Cal, Supplemental Security Income/State Supplementary Payment Program, or California Special Supplemental Nutrition Program for Women, Infants, and Children, or proof that the household's annual income is less than 200 percent of the federal poverty level.<sup>1</sup>

<sup>1</sup> Same requirements of Ordinance 13, as provided for in SB 998, *Discontinuation of Residential Water Service*.




Humboldt Bay Municipal Water District  
Ordinance 23  
EXHIBIT A  
Approved XX day of XXXXXX, 2021

3. Amount of Hardship Waiver granted (if any) is at the discretion of the General Manager.
- (ii) The appellant shall deposit with the District, at the time of submitting a written request for an appeal or Hardship Waiver, the amount imposed by the District pursuant to Section "D", "1", above; or, alternatively, shall submit a request for a waiver of the advance deposit, in which case the requirement to make the advance deposit shall be stayed pending the District's consideration of the request to waive the advance deposit. The District may grant the advance deposit waiver only if the appellant submits a sworn declaration, together with any supporting documents or materials, which demonstrates appellant's financial inability to deposit with the District the full amount of the fine in advance of the hearing. The District shall issue a written determination of its reasons for granting or denying an advance deposit waiver. This written determination shall be final. If the District denies the request for an advance deposit waiver, the appellant shall remit the deposit within ten (10) of the written determination or the appeal will be dismissed.
- (iii) A response to the appeal request shall be provided by the District within thirty (30) calendar days from the receipt of the appeal request.
- (iv) If an appeal request is denied, the appellant may submit a written appeal request to the District Board of Directors no later than fifteen (15) calendar days from the date of the first appeal denial.
- (v) The appellant may request to provide evidence in writing or during a regularly scheduled Board Meeting in support of their appeal.
- (vi) The decision by the District Manager or (if appealed), the Board of Directors, shall be final.
- (vii) Within ten (10) days after the denial of the appeal is deemed final, the appellant shall be deemed to have forfeited any advance deposit and shall pay any amount remaining after forfeiture of the deposit.
- (viii) The provision of Section 1094.6 for the Code of Civil Procedure of the State of California shall be applicable to judicial review of the decision.

**G. Recovery of administrative citation fines and costs.**

- (1) The District may collect any past due administrative citation fine or late payment charges by use of all available legal means, including, but not limited to, means available for the collection of judgments, liens and actions for recovery of money. The District also may recover its collection costs. Special assessment liens against property may only be applied when the administrative citation fine was issued for a violation directly connected to the property.



Dear Partners,

As you know, the Leadership Council of the North Coast Resource Partnership (NCRP) – comprised of North Coast Tribes and counties – authorized NCRP staff to submit a grant application to the USGS 3DEP program to acquire lidar data within and beyond the North Coast Region. We are pleased to announce that NCRP’s proposal to USGS for 3DEP QL1 lidar data, *Filling in the Lidar Gaps in Northern California*, has been recommended for funding by USGS for the amount of \$3,546,506. Additional matching funds totaling over \$3.4 million have been generously committed from the California Natural Resources Agency, UC San Diego, Sonoma Ag + Open Space, Sonoma County Water Agency, and Humboldt Bay <sup>\*</sup> Municipal Utility District, and strong support was provided in the form of letters from the Yurok Tribe, the US Forest Service, and the US Natural Resources Conservation Service. Together this coalition has raised nearly \$7 million for this important project – a tribute to large scale cross-boundary collaboration and partnership.

Figure 1, below, shows the areas which will have new lidar collected. These data are foundational for critical work in evaluating, planning, prioritizing and implementing actions related to wildfire and flood resiliency, climate action, water quality and supply, ecosystem conservation, and community health and safety. This 3DEP funding will produce a classified lidar point cloud and a bare earth Digital Terrain Model for the areas shaded in green in Figure 1 (below). A shared regional goal is the creation of a seamless coverage of publicly accessible foundational lidar products for Modoc, Siskiyou, Del Norte, Humboldt, Trinity, Shasta, Tehama, Mendocino, Sonoma, and portions of Lassen Counties from a combination of the new and recently collected lidar. These products will also be seamless with the existing lidar products already created for Bay Area counties.

Humboldt County – in its role as fiscal and administrative sponsor of the NCRP – will work with USGS and other partners on the financial and administrative elements of the agreement. The point cloud and digital terrain model are the first steps toward a larger suite of analyses and tools to support the effective prioritization of investments related to climate and extreme event resiliency, watershed and community vitality. The NCRP Leadership Council places a strong emphasis on the engagement of diverse partners in the North Coast and Northern California, in alignment with USGS’s focus on community outreach to understand needs and potential applications for lidar data. NCRP staff and partners will be working together over the coming months to ensure that the lidar data support the needs of all users in the region – including Tribes, federal, state and local agencies, NGOs, RCDs and private entities. Table 1 (below) provides a list of potential lidar products that could be created from the 3DEP lidar collection in combination with existing lidar data. NCRP and its partners are excited for this opportunity to build on and learn from the successful development and application of these products in other parts of California. We plan on working in collaboration with partners and interested groups to hold workshops in early 2022 to identify and prioritize these derivative products, and to begin raising funds for their production.

Please let me know if you have any questions, suggestions, need more information, or would like to discuss.

All the best,

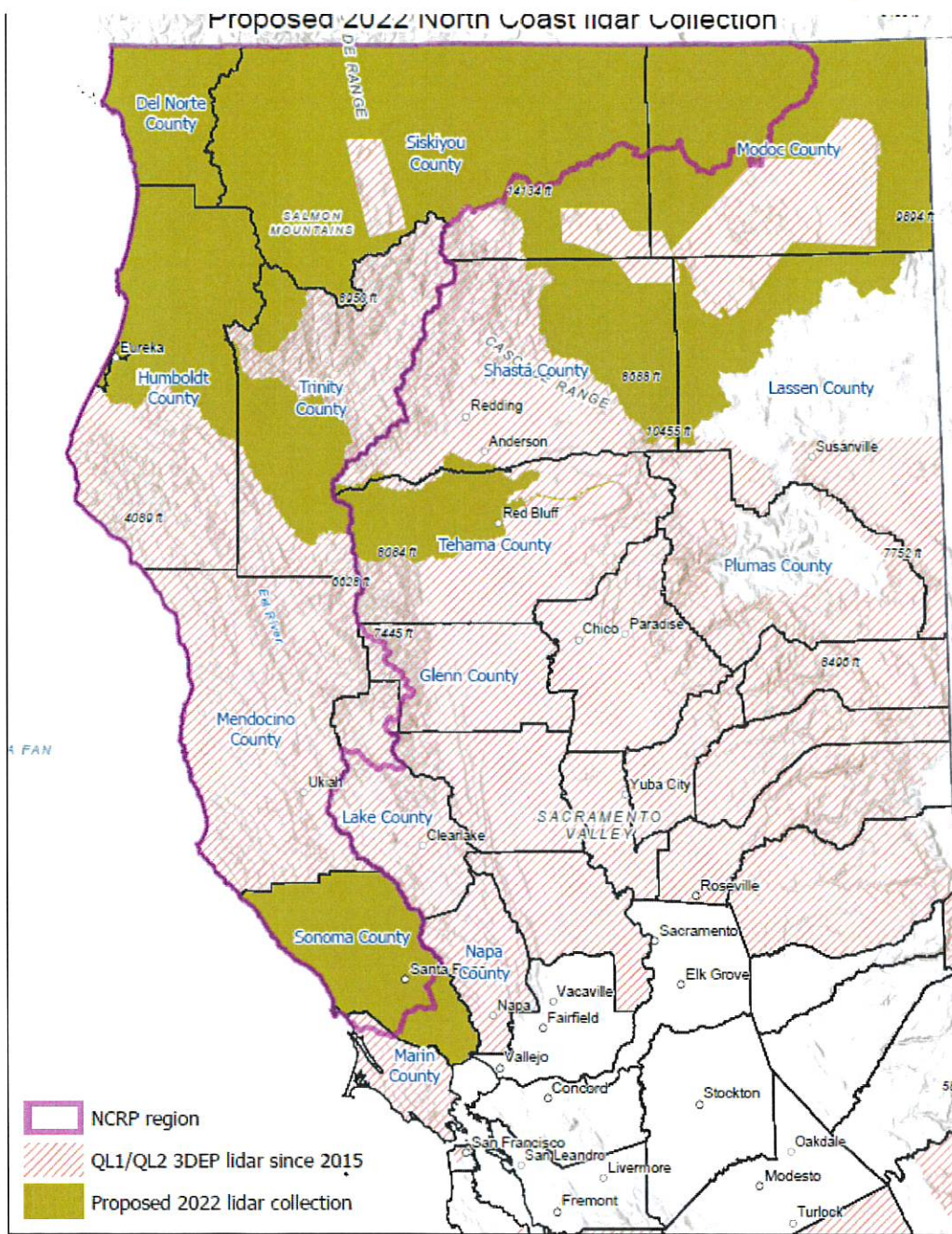
Karen

Karen Gaffney



Figure 1. Areas in green will have new QL1 lidar collected under the USGS 3DEP grant.

Director of Strategic  
Planning and  
Communication



**NORTH COAST RESOURCE PARTNERSHIP**

<https://northcoastresourcepartnership.org/>



Table 1. List of potential lidar derived products.

Lidar Derived Products	Resolution	Description
1 ft contours	N/A	Lidar derived 1-foot, 2-foot, and 5-foot contours.
Aspect	2 feet and 5 meter	Aspect (or 'slope direction') shows the downslope direction of the maximum rate of change in elevation value from each cell to its neighbors. Derived from the Digital Terrain Model.
Slope	3 feet and 5 meter	Steepness of the ground in degrees for each raster cell. Units in degrees. Derived from the Digital Terrain Model.
Canopy Cover/Closure	3 foot and 5 meter	Pixel values represent the presence or absence of tree canopy or vegetation greater than or equal to 15 feet tall. It is derived from the point cloud using returns classified as vegetation and as 'unclassified'.
Canopy Height	3 feet and 5 meter	A Canopy Height Model (CHM) depicts the height above ground of vegetation. Pixel values of each raster are the maximum normalized height of the returns in a specified window of rasters and represent the aboveground height of vegetation and trees. Canopy Height Models are derived from the lidar points clouds.
Digital Surface Model	3 feet	Digital Surface Models depict the elevation of the surface of the earth, including the elevations of above-ground objects, such as trees, buildings and other features projecting above the bare earth. Produced from the lidar point cloud.
Hillshade	3 feet	Depicts shaded relief based on the Digital Terrain Model. This lidar derivative provides information about the bare surface of the earth. Hillshades are useful for visual reference when mapping features such as roads and drainages and for visualizing physical geography.
Digital Terrain Model	3 feet and 5 meter	Depicts the elevation of the ground and are produced from the lidar point cloud.
Ladder Fuels	64 feet	The raster provides information about the density of living and dead vegetation in the vertical stratum between 1 and 4 meters above the ground

Lidar and Imagery Derived Products	Resolution	Description
Impervious Surfaces	Approx. 200 square feet.	5-class fine-scale polygon vector representation of all artificial impervious surfaces. Classes include buildings, paved road, dirt/gravel road, other dirt/gravel surface, and other paved surface.
Lifeform Map	Minimum mapping unit varies by feature type	Map of 20+ class land use and land cover. Number of classes dependent on the area.
Finescale Vegetation Map	Minimum mapping unit varies by feature type	100+ class vegetation map which adheres to the National Vegetation Classification System (NVCS). Number of classes dependent upon the area. <i>Requires field data.</i>
Surface Fuel Model and Related Landscape Files (canopy base height and canopy bulk density)	5 meter	Fuel model derived from multiple input files that adheres to Scott and Burgan's (2005) surface fuels classification. Includes a fine scale map of fuel conditions on the landscape and is a required input for fire behavior and fire spread models. The associated LandscapeFiles (.LCP) provide the fuel model and associated raster inputs in a format required for common fire behavior and fire spread models. <i>Requires field data.</i>

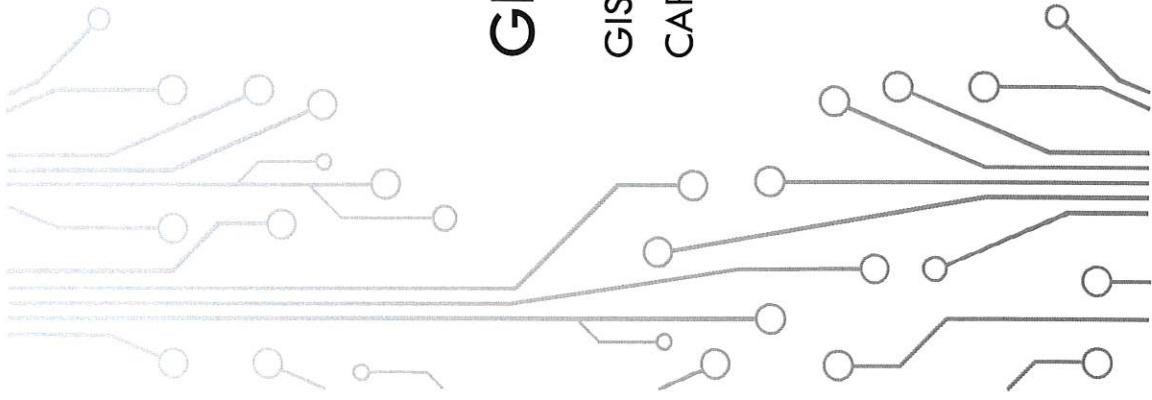
Forest Structure Derivatives for Forest Analysis	Resolution	Description
Canopy Volume Profiles	20 meters	Density of lidar returns by vertical strata. For instance, % of the lidar returns for a 20 x 20 meter raster cell in between 10 and 20 feet above the ground.
Percentile Heights	20 meters	Delivered at 5, 10, 25, 50, 75, 90, and 95 <sup>th</sup> percentiles. Pixel value for the 95 <sup>th</sup> percentile height (as an example) is the height below which 95 percent of the returns fall.
Tree Approximate Objects	Minimum mapping unit 50 square feet	Individual tree segmentation, which provides and approximation of vector crowns of canopy trees using inverted watershed segmentation.
Canopy Slope	3 feet	The slope of the forest canopy.
Forest Metrics	10 meters	Total tree volumes, trees per acre, basal area, quadratic mean diameter. <i>Requires field data.</i>


# New Business



# GEOGRAPHICAL INFORMATION SYSTEM

GIS IS A CONCEPTUALIZED FRAMEWORK THAT PROVIDES THE ABILITY TO CAPTURE AND ANALYSES SPATIAL AND GEOGRAPHIC DATA.





## ARC MAP

ArcMap is where you display and explore GIS datasets, where you create map layouts for printing or publication. ArcMap is also the application you use to create and edit datasets.

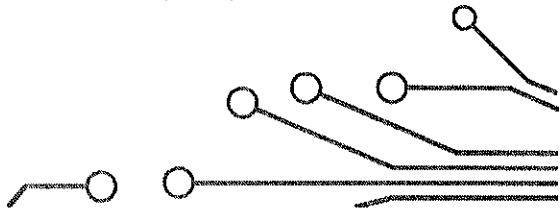


## ARC CATALOG

Arc Catalog is a database administration application whose primary role is to maintain geospatial data and the corresponding metadata

## ARCGIS ONLINE

ArcGIS Online is a cloud-based mapping solution. Use it to make maps, analyze data, and to share and collaborate. Get access to maps and data from anywhere



# MAPS

Map features are stored in ArcCatalog as a points, lines, or polygon layers. Each map consists of multiple layers depending on what information is required.

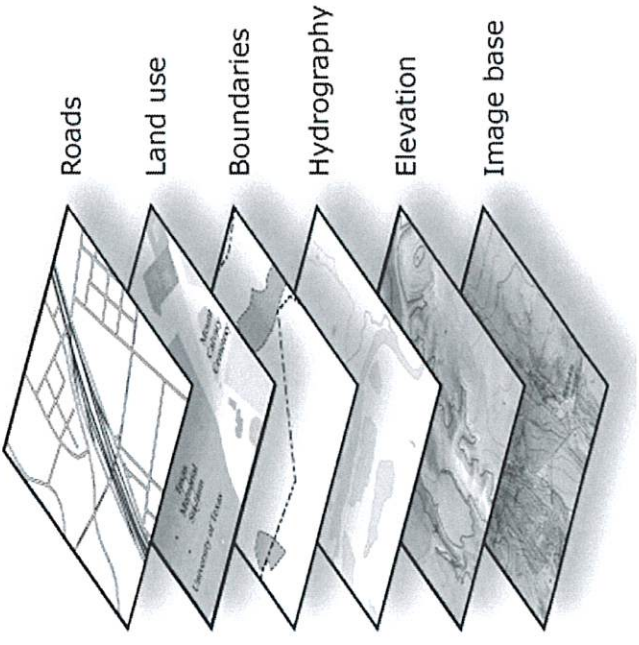
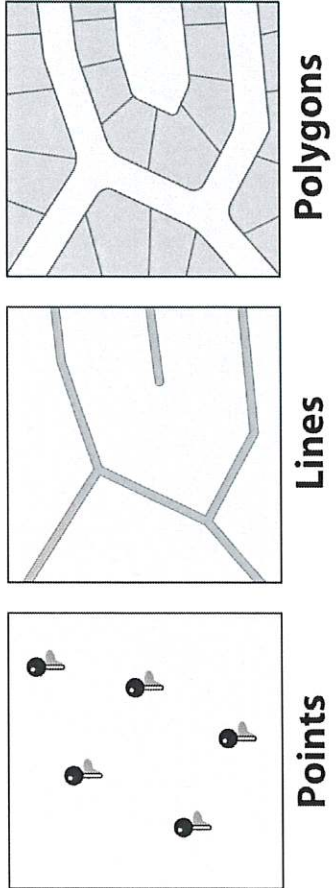
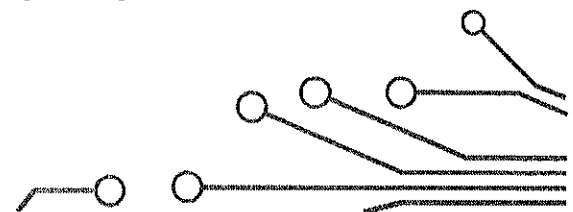





Figure 5.2  
Introduction to Geospatial Technologies, Second Edition  
© 2014 W. H. Freeman and Company



# REVIEW MAPS

- Distribution System Features
- Transmission lines
- Right of Way
- Ruth Lake



**RESOLUTION NO. 2021-23****A RESOLUTION OF THE BOARD OF DIRECTORS OF THE HUMBOLDT BAY MUNICIPAL WATER DISTRICT AUTHORIZING THE GRANT APPLICATION, ACCEPTANCE, AND EXECUTION FOR THE COLLECTOR 4 REHABILITATION PROJECT**

WHEREAS, the Humboldt Bay Municipal Water District proposes to implement the Collector 4 Rehabilitation Project; and

WHEREAS, the Humboldt Bay Municipal Water District has the legal authority and is authorized to enter into a funding agreement with the State of California; and

WHEREAS, the Humboldt Bay Municipal Water District intends to apply for grant funding from the California Department of Water Resources for the Collector 4 Rehabilitation Project;

THEREFORE, BE IT RESOLVED by the Board of Directors of the Humboldt Bay Municipal Water District as follows:

1. That pursuant and subject to all of the terms and provisions of Budget Act of 2021 (Stats. 2021, ch. 240, § 80), the Humboldt Bay Municipal Water District General Manager, or designee is hereby authorized and directed to prepare and file an application for funding with the Department of Water Resources, and take such other actions necessary or appropriate to obtain grant funding.
2. The Humboldt Bay Municipal Water District General Manager, or designee is hereby authorized and directed to execute the funding agreement with the Department of Water Resources and any amendments thereto.
3. The Humboldt Bay Municipal Water District General Manager, or designee is hereby authorized and directed to submit any required documents, invoices, and reports required to obtain grant funding.

PASSED AND ADOPTED by the Board of Directors of Humboldt Bay Municipal Water District, this 9th day of December, 2021, by the following vote:

AYES:

NOES:

ABSENT:

ABSTAIN:


ATTEST:

\_\_\_\_\_  
Sheri Woo, President

\_\_\_\_\_  
J. Bruce Rupp, Secretary/Treasurer

# Engineering





## HUMBOLDT BAY MUNICIPAL WATER DISTRICT

828 SEVENTH STREET, PO BOX 95 • EUREKA, CALIFORNIA 95502-0095

OFFICE 707-443-5018 ESSEX 707-822-2918

FAX 707-443-5731 707-822-8245

EMAIL [OFFICE@HBMWD.COM](mailto:OFFICE@HBMWD.COM)

Website: [www.hbmwd.com](http://www.hbmwd.com)

### BOARD OF DIRECTORS

SHERI WOO, PRESIDENT

NEAL LATT, VICE-PRESIDENT

J. BRUCE RUPP, SECRETARY-TREASURER

MICHELLE FULLER, DIRECTOR

DAVID LINDBERG, DIRECTOR

### GENERAL MANAGER

JOHN FRIEDENBACH

November 23, 2021

**VIA EMAIL:** [Sara.Lynch@CalOES.ca.gov](mailto:Sara.Lynch@CalOES.ca.gov)

Sara Lynch, Hazard Mitigation Grants Specialist

California Office of Emergency Services

3650 Schriever Avenue

Mather, CA 95655-4203

**Re: FEMA-4240-DR-CA, Project #PJ0017, FIPS #023-91000  
Budget Increase Request for Construction – November 2021  
Humboldt Bay Municipal Water District – 12 kV Switchgear Relocation**

Dear Ms. Lynch:

The Humboldt Bay Municipal Water District (HBMWD) respectfully requests an increase in the grant budget for construction and construction management of the 12 kV Switchgear Relocation Project in the amount of \$410,000 (75% share of the budget increase is \$307,500) for the reasons outlined below.

### Reasons for Increase

An increase in the budget for construction of this project was approved in May of 2020 to account for construction bids being higher than was originally budgeted and additional PG&E costs that were not foreseen. This previous budget increase was sufficient to cover project costs that were known at the time. However, the construction process has resulted in change orders resulting from unanticipated modifications, and additional unforeseen challenges for the project have arisen that have caused the project budget to increase.

Multiple existing and pending construction change orders have been required for the project, including change orders for the following:

1. The addition of a new controller for the District's existing 2-megawatt (2-MW) generator that provides backup power to all the District's source water pumps and other equipment at the District's main operations facility. The controller performs many functions, including syncing and paralleling the backup generator with PG&E utility power during a transfer of power from the generator to the utility, which is a complicated process. The generator will not function without a controller. It was determined during construction that the existing controller's software on the 2-MW generator is outdated and is no longer supported or serviceable by the manufacturer. The controller is 20 years old and has reached the end of its projected service life. If there were to be a power outage due to a seismic event or storm and the generator controller failed, the District would be unable to provide water to its customers for drinking and firefighting services. Moreover,

the current controller is not compatible with the new electronic switchgear which renders the backup generator useless.

2. The addition of the new controller also requires new design, programming, drawings, and wiring to make the system function properly and integrate with the new switchgear. The new controller also requires an updated human-machine interface (HMI) to provide adequate functionality required for integration with the District's SCADA system and minimize duplicating programming effort at the new switchgear when changes are made to the District's system.
3. The electrical power feeders for the new switchgear are controlled in part by protective relays, which control the opening and closing of the power circuit breakers. The relays need to be tested for proper functionality during commissioning of the project, as well as at regular intervals over the lifetime of the new switchgear. The addition of test switches, which were not included in the original project design, was required to allow for this testing.
4. The original plan was to splice into one of the existing electrical feeders to cut power over from the existing switchgear to the new switchgear. The original design was performed to save costs and minimize the amount of copper cable required. However, testing performed by the contractor showed that the existing cable has inadequate insulation resistance, meaning that changes need to be made and additional effort and materials are required of the contractor to provide proper functioning.

Additional construction management and engineering services have also been required during construction for the following reasons:

1. The project schedule has been extended due to equipment procurement challenges and lead times related to the COVID-19 pandemic. The California wildfire season in 2021 also caused significant delays in getting the new switchgear equipment to the project site, as it was an oversized load, and Caltrans suspended the permit for the load to travel from the manufacturer location to the project site during the wildfire season due to road closures and width restrictions, which caused a project delay of four months. The increase in schedule length has resulted in a corresponding increase in construction management time and effort. The original contractor schedule had a completion date of November 4, 2020. However, due to the challenges mentioned above, construction remains ongoing and is anticipated to continue into the spring of 2022.
2. Additional engineering services were required to support the generator controller upgrade, as described above.
3. Additional engineering services were required to accommodate the changes to eliminate the existing feeder cable with low test values, as described above.

### **Revised Cost Estimate Narrative**

A revised cost estimate that reflects the increase in project costs is attached. The only differences between this revised cost estimate and the previous version that was approved by Cal OES are as follows:

1. Line 24 (Construction Change Orders) is a new line in the cost estimate that reflects real project costs for existing and pending change orders with the contractor that are essential for the successful execution of the project. This line adds \$239,500 to the overall project cost.


2. The budget for Line 28 (Construction Management) has been increased by \$170,500 from \$143,000 to \$313,500. This includes real costs for construction management and engineering services during construction, as well as a projection of required construction management costs to get to project completion based on average monthly construction management effort that has been required throughout the project to date.

Because these are the only changes to the cost estimate, a separate revised cost estimate narrative was not prepared, and the reasoning and justification behind the cost increases are provided within this letter. The overall increase in the project budget is \$410,000 from the previously approved budget of \$3,023,328, which brings the total project budget to \$3,433,328.

A revised Benefit Cost Analysis (BCA) containing the updated cost estimate information was performed, which resulted in a Benefit Cost Ratio (BCR) of 2.06. A revised match commitment letter noting HBMWD's updated 25% match based on the revised cost estimate is attached.

We appreciate your assistance in this matter. Please do not hesitate to contact us if you have any questions or require any additional information.

Respectfully,



John Friedenbach  
General Manager

- Encl. Cost Estimate Spreadsheet – Revised 11/12/2021  
BCA – Revised 11/23/2021  
BCA Report – Revised 11/23/2021  
Match Commitment Letter – Revised 11/12/2021



## HMGP Cost Estimate Spreadsheet

DATE	JURISDICTION NAME	DISASTER & PROJECT OR PLANNING #	PROJECT OR PLANNING TITLE
11/12/2021	Humboldt Bay Municipal Water District	DR-4240-0017	HBMWD 12 kV Switchgear Relocation Project

#	Item Name	Unit Quantity	Unit of Measure	Unit Cost	Cost Estimate Total
	<b>Pre-Award Costs:</b>				
1	Grant Application	125	HR	\$ 160	\$ 20,000
	<b>Project Costs:</b>				
2	Mobilization/Demobilization	1	LS	\$ 120,000	\$ 120,000
3	Erosion and Sediment Control	1	LS	\$ 10,000	\$ 10,000
4	Gravel Access Road	1	LS	\$ 32,500	\$ 32,500
5	Site Trenching, Backfill, and Compaction (including conduit, wire, terminatio	1	LS	\$ 320,895	\$ 320,895
6	Precast Handholes	1	LS	\$ 109,450	\$ 109,450
7	Concrete Pad	1	LS	\$ 108,020	\$ 108,020
8	Drainage Improvements	1	LS	\$ 24,453	\$ 24,453
9	Concrete Ramp and Retaining Wall	1	LS	\$ 81,070	\$ 81,070
10	Site Grading and Fill Material	1	LS	\$ 119,340	\$ 119,340
11	Security Fencing and Gate	1	LS	\$ 50,290	\$ 50,290
12	PG&E Interconnection	1	LS	\$ 33,000	\$ 33,000
13	1200 A Utility Metering	1	LS	\$ 34,068	\$ 34,068
14	NEMA 1 Switchgear Part 1 (1200 a Main Breaker and PTs)	1	LS	\$ 169,514	\$ 169,514
15	NEMA 1 Switchgear Part 2 (1200 A Feeder Sections)	1	LS	\$ 482,470	\$ 482,470
16	Equipment Power Center	1	LS	\$ 404,808	\$ 404,808
17	1200 A Bus Tie Breakers, Relays, and Compartments	1	LS	\$ 108,966	\$ 108,966
18	Switchgear Battery System	1	LS	\$ 57,108	\$ 57,108
19	Relocate Generator Controller	1	LS	\$ 43,287	\$ 43,287
20	PG&E Upgrade and Connection Costs	1	LS	\$ 100,000	\$ 100,000
21	Railroad Easement Cost	1	LS	\$ 60,000	\$ 60,000
22	Testing and Commissioning	1	LS	\$ 116,186	\$ 116,186
23	Decommissioning of Existing Switchgear	1	LS	\$ 45,903	\$ 45,903
24	Construction Change Orders	1	LS	\$ 239,500	\$ 239,500
25	Project Management	1	LS	\$ 15,000	\$ 15,000
26	Engineering Design	1	LS	\$ 143,000	\$ 143,000
27	Environmental Permitting	1	LS	\$ 71,000	\$ 71,000
28	Construction Management	1900	HR	\$ 165	\$ 313,500
				<b>Total Project Cost Estimate:</b>	<b>\$ 3,433,328</b>

**FEMA**

# Benefit-Cost Calculator v6.0.0

## Welcome

Benefit-Cost Analysis (BCA) is the method by which the future benefits of a hazard mitigation project are determined and compared to its costs.

The end result is a Benefit-Cost Ratio (BCR), which is calculated by a project's total benefits divided by its total costs.

FEMA requires a BCA to validate cost effectiveness of proposed hazard mitigation projects prior to funding.

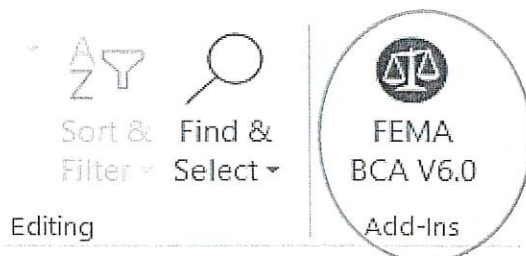
For a community and/or property, this tool will assist with:

- Estimating Annual Hazard Risks
- Evaluating Mitigation Cost Effectiveness
- Developing Aggregate Benefit-Cost Models

For more information, including methodologies of the calculation models used in this tool, visit [FEMA BCA Website](#).

## Getting Started

Click on the "BCA Calculator" button on the ribbon bar.



Template Last Updated: July 17, 2019



FEMA

# Benefit-Cost Calculator

V.6.0 (Build 20211021.0641)

## Benefit-Cost Analysis

**Project Name:** HMBWD 12-kV Switchgear Relocation



Map Marker	Mitigation Title	Property Type	Hazard	Benefits (B)	Costs (C)	BCR (B/C)
1	Floodproofing Measures @ Arcata, California		DFA - Riverine Flood	\$ 7,147,273	\$ 3,463,358	2.06
<b>TOTAL (SELECTED)</b>				<b>\$ 7,147,273</b>	<b>\$ 3,463,358</b>	<b>2.06</b>
<b>TOTAL</b>				<b>\$ 7,147,273</b>	<b>\$ 3,463,358</b>	<b>2.06</b>



## Property Configuration

Property Title:	Floodproofing Measures @ Arcata, California
Property Location:	95521, Humboldt, California
Property Coordinates:	40.86766, -124.08506
Hazard Type:	Riverine Flood
Mitigation Action Type:	Floodproofing Measures
Property Type:	Utilities
Analysis Method Type:	Professional Expected Damages

## Cost Estimation

Floodproofing Measures @ Arcata, California

Project Useful Life (years):	30
Project Cost:	\$3,433,328
Number of Maintenance Years:	30 Use Default:Yes
Annual Maintenance Cost:	\$2,420

Comments

•

**Project Useful Life:**

Used the useful life given in the "How do I determine Project Useful life?" guidelines for electrical cabinets (30 years) to determine the useful life of this switchgear project.

•

**Mitigation Project Cost:**

See the attached "8. Budget" for justification.

•

**Annual Maintenance Cost:**

Staff spends 32 hours per year (equals \$800/year at \$25/hr) inspecting/cleaning switchgear (monthly inspections and annual cleaning). A contractor is hired every two years to clean switchgear components for approximately \$2,420 (\$1,620/year).

## Damage Analysis Parameters - Damage Frequency Assessment

Floodproofing Measures @ Arcata, California

Year of Analysis Conducted:	2021
Year Property was Built:	1961
Analysis Duration:	61 Use Default:Yes

Comments

- 

**Analysis Year:**

This analysis was performed 11/6/2021.

- 

**Year Built:**

The attached letter documents the year the system was constructed.

## Utilities Properties

Floodproofing Measures @ Arcata, California

Type of Service:	Potable Water
Number of Customers Served:	80,000
Value of Unit of Service (\$/person/day):	\$114 Use Default:Yes
Total Value of Service Per Day (\$/day):	\$9,120,000

Comments

- 

**Type of Service:**

See the attached "HBMWD 12-kV Switchgear Relocation - Utility Facility Description.pdf".

- 

**Number of Customers Served:**

See the attached "customer base.pdf" for justification.

## Professional Expected Damages Before Mitigation

Floodproofing Measures @ Arcata, California

Recurrence Interval (years)	POTABLE WATER	OPTIONAL DAMAGES			VOLUNTEER COSTS		TOTAL
	Impact (days)	Category 1 (\$)	Category 2 (\$)	Category 3 (\$)	Number of Volunteers	Number of Days	Damages (\$)
475	30	0	0	0	0	0	273,600,000
2,000	30	0	0	0	0	0	273,600,000

Comments

- 

**Damages Before Mitigation:**

See the attached "Narrative Justification of Damages.pdf" for justification.

Annualized Damages Before Mitigation  
Floodproofing Measures @ Arcata, California

Annualized Recurrence Interval (years)	Damages and Losses (\$)	Annualized Damages and Losses (\$)
475	273,600,000	439,200
2,000	273,600,000	136,773
	Sum Damages and Losses (\$)	Sum Annualized Damages and Losses (\$)
	547,200,000	575,973

Professional Expected Damages After Mitigation  
Floodproofing Measures @ Arcata, California

Recurrence Interval (years)	POTABLE WATER	OPTIONAL DAMAGES			VOLUNTEER COSTS		TOTAL
	Impact (days)	Category 1 (\$)	Category 2 (\$)	Category 3 (\$)	Number of Volunteers	Number of Days	Damages (\$)
475	0	0	0	0	0	0	0
2,000	0	0	0	0	0	0	0

Comments

- 

**Damages After Mitigation:**

See the attached "Narrative Justification of Damages.pdf" for justification.

Annualized Damages After Mitigation  
Floodproofing Measures @ Arcata, California

Annualized Recurrence Interval (years)	Damages and Losses (\$)	Annualized Damages and Losses (\$)
475	0	0
2,000	0	0
	Sum Damages and Losses (\$)	Sum Annualized Damages and Losses (\$)
	0	0

Benefits-Costs Summary

Floodproofing Measures @ Arcata, California

Total Standard Mitigation Benefits:	\$7,147,273
Total Social Benefits:	\$0
Total Mitigation Project Benefits:	\$7,147,273
Total Mitigation Project Cost:	\$3,463,358
Benefit Cost Ratio - Standard:	2.06
Benefit Cost Ratio - Standard + Social:	2.06





## HUMBOLDT BAY MUNICIPAL WATER DISTRICT

828 SEVENTH STREET, PO BOX 95 • EUREKA, CALIFORNIA 95502-0095

OFFICE 707-443-5018 ESSEX 707-822-2918

FAX 707-443-5731 707-822-8245

EMAIL [OFFICE@HBMWD.COM](mailto:OFFICE@HBMWD.COM)

Website: [www.hbmwd.com](http://www.hbmwd.com)

### BOARD OF DIRECTORS

SHERI WOO, PRESIDENT

NEAL LATT, VICE-PRESIDENT

J. BRUCE RUPP, SECRETARY-TREASURER

MICHELLE FULLER, DIRECTOR

DAVID LINDBERG, DIRECTOR

### GENERAL MANAGER

JOHN FRIEDENBACH

November 12, 2021

Sara Lynch  
California Governor's Office of Emergency Services  
Hazard Mitigation Assistance Branch  
3650 Schriever Avenue  
Mather, CA 95655

**RE: 12-kv Switchgear Relocation Project Match Commitment Letter – Revised November 12, 2021  
HMGP # 4240-PJ0017**

Dear Sara,

As part of the Hazard Mitigation Grant Program process, a local funding match is required. This letter serves as Humboldt Bay Municipal Water District's commitment to meet the matching fund requirements for the updated funding request for our 12-kV Switchgear Relocation Project under the Hazard Mitigation Grant Program.

**Name of funding source:** Municipal customer rate payers.

**Funding type:** Wholesale water rates.

The local matching fund requirement is \$858,332 and is available as of November 12, 2021.

If additional federal funds are requested, an additional local match fund commitment letter is required to be submitted.

If you have any questions, please do not hesitate to contact us.

Sincerely,

A handwritten signature in cursive script that reads "John Friedenbach".

John Friedenbach  
General Manager

## APPLICATION AND CERTIFICATION FOR PAYMENT

TO:	HBMWD 828 7th St Eureka, CA 95501	PROJECT:	HBMWD 12kV Switchgear Relocation	APPLICATION NO:	11
FROM:	Sequoia Construction Specialties PO Box 6061 Eureka, CA 95502-6061	ENGINEER:	GHD	PERIOD FROM:	10/01/21
				PERIOD TO:	11/30/21
				FEMA NO.:	4240-DR-CA-PJ0017

CONTRACT FOR:

APPLICATION DATE: 11/29/21

**APPLICATION FOR PAYMENT**

Application is made for Payment, as shown below, in connection with the Contract.  
Continuation Sheet is attached.

1. Original Contract Sum	2,448,063.00
2. Net Change by Change Orders	360,754.00
3. Contract Sum to Date (Line 1 and 2)	2,808,817.00
4. Total Completed & Stored to Date	2,095,081.00
5. Retainage:	
a. 5% of Completed & Stored Work	104,754.05
<b>Total Retainage</b>	<b>104,754.05</b>
6. Total Earned Less Retainage	1,990,326.95
7. Less Previous Certificates for Payment (Net amount)	776,486.30
8. Current Payment Due	1,213,840.65
9. Balance to Finish, Plus Retainage	713,736.07

CHANGE ORDER SUMMARY	ADDITIONS	DEDUCTIONS
Total changes approved in previous months.	315,007	0
Total approved this Month	45,747	0
TOTALS	\$360,754	\$0
NET CHANGES BY Change Order		\$360,754

APPROVED BY



11/29/2021

ENGINEER: GHD

OWNER: HBMWD

The undersigned Contractor certifies that to the best of the contractor's knowledge, information and belief the Work covered by this Application for Payment has been completed in accordance with the Contract Documents, that all amounts have been paid by the Contractor for Work for which previous Certificates for Payment were issued an payments received from the Owner, and that current payment shown herein is not due.

Contractor:

By: Brian Pritchard

11/29/2021







# CHANGE ORDER

PROJECT: HBMWD 12 kV Switchgear Relocation

Change Order No.: 6

Date: 12/1/2021

Page No.: 1 of 2

**DESCRIPTION OF CHANGE:**

The original design showed the existing Feeder #5 conduit from pole #2 intercepted and rerouted to new vault HH-7, with new conduit and cables installed from vault HH-7 to the new switchgear. The existing cables from pole #2 were to be cut and spliced to new cables run between the new switchgear and HH-7. During the course of construction and preliminary testing of existing 12kV feeders, it was determined that the existing Feeder #5 cables may be damaged and should not remain in service. This Change Order includes the following changes to allow for rerouting and complete replacement of Feeder #5 from the new switchgear to pole #2:

1. Intercept Feeder #5 cables at existing pole #2 riser.
2. Install new cables (cables to be provided by the District) from new switchgear (compartment #4, Breaker #13: Future Collector 3,4,5 UG) to existing pole #2 (through existing V-2 and V-3 via existing conduit P-05) and connect to existing overhead riser termination to serve existing Feeder #5 loads. Relocate existing protective U-guard cover to protect new conductor cables on new section of pole. Cable end attachment points to be provided by contractor.
3. Install #2/0 ground wire (ground wire to be provided by the District) with new cables in existing conduit P-05 from V-2 to V-3 and bond to existing ground rods at both vaults.
4. Breaker #14: Collector 2,3,4 in compartment #5 will not be used (becomes a spare).

More detail on the requested changes is provided in the attached drawing that was provided with Field Work Directive #4.

The total cost for the changes associated with Feeder #5 is \$12,496.61 as provided in the attached breakdown.

Additional extra work was required for work associated with improvements to the existing railroad grade to allow for delivery of the integrated power assembly (IPA). Two separate extra work items resulted from this work:

1. There was a soft spot near the eastern end of the railroad grade where HBMWD staff had previously installed conduits. HBMWD staff backfilled this location in heavy rain, which made it impossible to get good compaction. Consequently, this area needed to be dug out a few feet and backfilled with compacted aggregate base to allow the truck with the 80,000-lb IPA building to back down the railroad grade without getting stuck.
2. The turnout along West End Road just east of the Essex entrance also needed improvements, which was not part of the original contract. The truck hauling the IPA needed to pull forward into that turnout prior to backing down the railroad grade.

The total cost for the extra work associated with improvements for access to the site by the IPA delivery truck is \$2,798.31 as provided in the attached breakdown.

The total cost for the items of work included in this change order is \$15,294.92. A breakdown of the adjustment to the overall contract sum is provided on the following page.

CONTRACTOR: Sequoia Construction Specialties

Adjustment of contract sum	
Original Contract Sum	\$2,448,063.00
Prior Adjustments	\$360,754.07
Contract Sum Prior to this Change	\$2,808,817.07
Adjustment for this Change	\$15,294.92
Revised Contract Sum	\$2,824,111.99

Adjustment of contract completion dates	
Original Contract Completion Date	Nov. 26, 2020
Prior Adjustments in Calendar Days	431
Adjustment in Calendar Days for this Change Order	0
Revised Contract Completion Date	Jan. 31, 2022

**NOTE:** CONTRACTOR WAIVES ANY CLAIM FOR FURTHER ADJUSTMENTS FOR THE CONTRACT SUM RELATED TO THE ABOVE-DESCRIBED CHANGE IN THE WORK.

RECOMMENDED BY:

*Nathan Stevens*  
Engineer – Nathan Stevens

DATE: 12/1/2021

APPROVED BY:

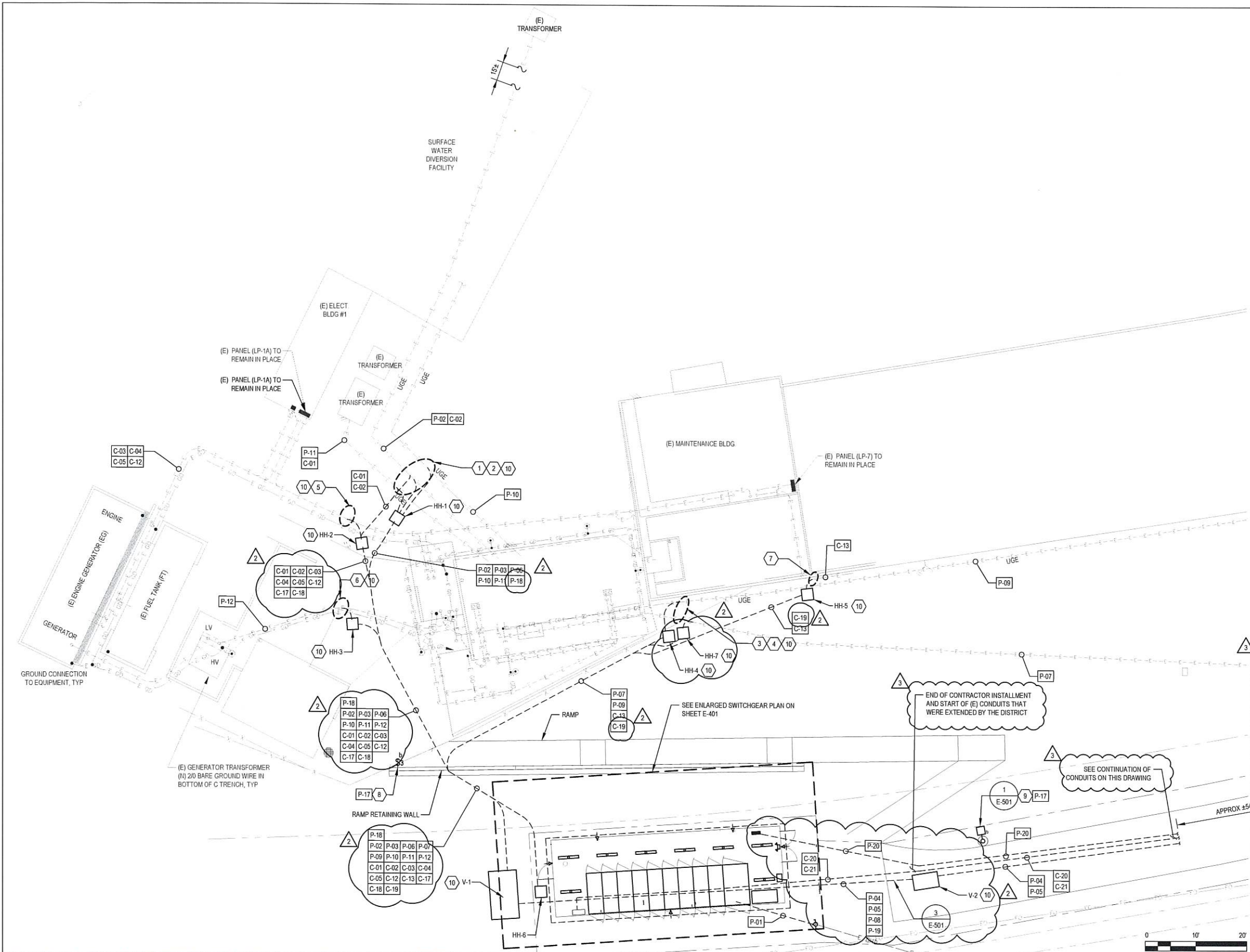
\_\_\_\_\_  
Owner – John Friedenbach, General Manager

DATE: \_\_\_\_\_

ACCEPTED BY:  
*Brian Pritchard*  
Contractor – Brian Pritchard, President

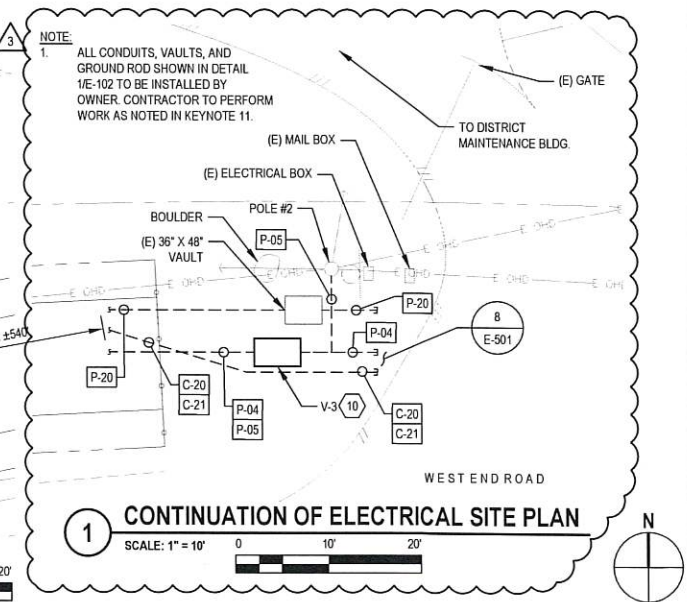
DATE: 12/1/21






- ### SHEET GENERAL NOTES
1. REROUTE & EXTEND CONDUITS IN NEW TRENCH (SEE TRENCH DETAILS ON SHEET E-501 AND CONDUIT AND CABLE SCHEDULE ON SHEET E-604)
  2. PROVIDE ELECTRICAL VAULTS 102" X 54" X 72" DEEP. VERIFY IN FIELD THAT ADEQUATE SPACE IS AVAILABLE FOR INSTALLATION.
  3. PROVIDE COMMUNICATION VAULTS 48" X 30" X 36" DEEP. VERIFY IN FIELD THAT ADEQUATE SPACE IS AVAILABLE FOR INSTALLATION.
  4. REMOVE ALL CABLES ABANDONED BY THIS PROJECT. REMOVE ABANDONED 15KV JUNCTIONS. REMOVE ABOVE-GROUND POWERGLAS ENCLOSURE.
  5. ALL EXISTING PAVED AREAS THAT ARE REMOVED OR DAMAGED DURING CONSTRUCTION SHALL BE RE-PAVED TO MATCH EXISTING CONDITIONS PER DETAIL 4, SHEET C-501.

- ### SHEET KEYNOTES
1. LOCATE CONDUIT FOR (E) FEEDER #3. PULL (E) CABLES BACK FROM (E) SWITCHGEAR, REROUTE CONDUIT TO NEW VAULT HH-1, AND EXTEND (E) CABLES THROUGH NEW CONDUIT TO HH-1. CUT (E) CABLES TO WORKABLE LENGTH, AND SPLICE TO NEW CABLES TO (N) SWITCHGEAR.
  2. REMOVE CABLES FOR FEEDERS #1 & #7 FROM LOAD TO (E) SWITCHGEAR. INSTALL NEW VAULT. INTERCEPT CONDUITS AND REROUTE TO VAULT. PROVIDE CABLES FROM (E) LOAD TO (N) SWITCHGEAR.
  3. LOCATE CONDUIT FOR (E) FEEDER #5. PULL (E) CABLES BACK FROM (E) SWITCHGEAR, REROUTE CONDUIT TO NEW VAULT HH-7, AND EXTEND (E) CABLES THROUGH NEW CONDUIT TO HH-7. CUT (E) CABLES TO WORKABLE LENGTH, AND SPLICE TO NEW CABLES TO (N) SWITCHGEAR.
  4. REMOVE CABLES FOR FEEDER #4 FROM LOAD TO (E) SWITCHGEAR. INSTALL NEW VAULT. INTERCEPT CONDUIT AND REROUTE TO VAULT. PROVIDE CABLES FROM (E) LOAD TO (N) SWITCHGEAR.
  5. INTERCEPT CONTROL TO GENERATOR CONDUITS. SEE CONDUIT SCHEDULE. INSTALL NEW VAULT. REROUTE & EXTEND TO (N) SWITCHGEAR.
  6. INTERCEPT GENERATOR FEEDERS TO (E) SWITCHGEAR. INSTALL VAULT, REROUTE & EXTEND CONDUITS TO (N) SWITCHGEAR. PROVIDE NEW CABLES FROM GENERATOR STEP-UP TRANSFORMER TO (N) SWITCHGEAR.
  7. INTERCEPT CONTROL CONDUIT, INSTALL BOX AND EXTEND TO RELOCATED HUMGEN DATA INTERFACE PANEL IN SWITCHGEAR ENCLOSURE. SEE NETWORK DIAGRAM FOR NETWORK CABLING.
  8. PROVIDE LIGHT SWITCH, 3-WAY, MOUNTING HEIGHT, +44" AFG. MOUNT ON RAMP RETAINING WALL.
  9. PROVIDE LED AREA LIGHT, CREE XSPMD SERIES, MOUNTING HEIGHT 10-FT AFG.
  10. PROVIDE GROUND ROD IN EACH NEW VAULT. CONNECT DUCT BANK GROUND WIRE TO GROUND ROD. BOND METAL PARTS IN VAULT. PROVIDE SHIELD GROUNDS FOR SPLICES AND BOND TO GROUND ROD.
  11. INTERCEPT FEEDER #5 CABLES AT (E) POLE #2. INSTALL NEW CABLES FROM NEW SWITCHGEAR COMPARTMENT #4, BREAKER #13. FUTURE COLLECTOR 3, 4, AND 5 UNDERGROUND TO EXISTING POLE #2 VIA P-05 AND CONNECT TO OVERHEAD RISER TERMINATION AT FEEDER #5 LOADS. INSTALL #20 GROUND WIRE IN CONDUIT WITH CABLE AND TERMINATE AT GROUND ROD IN V-3. DISTRICT TO PROVIDE #20 GROUND WIRE AND NEW CABLES. CONTRACTOR TO PROVIDE CABLE END ATTACHMENT POINTS.




3	F.W.D #4	M.G.	N.S.	9/14/2021
2	C.O. #3	J.K.	R.G.	4/23/2021
1	ISSUE FOR CONSTRUCTION	S.D.	P.K.	1/22/2020
No.	Issue	Drawn	Approved	Date



Bar is one inch on original size sheet  
0 1"

Reuse of Documents  
This document and the ideas and designs incorporated herein, as an instrument of professional service, is the property of GHD and shall not be reused in whole or in part for any other project without GHD's written authorization. © 2021 GHD



**GHD**  
GHD Inc.  
718 Third Street  
Eureka California 95501 USA  
T 1 707 443 8326 F 1 707 444 8330 W www.ghd.com

Drawn	S. DAVIS	Designer	J. KING
Drafting Check	N. STEVENS	Design Check	R. GUGGIANA
Project Manager	P. KASPARI	Date	9/15/2021
This document shall not be used for construction unless signed and sealed for construction.		Scale	1" = 10'-0"

Client	HUMBOLDT BAY MUNICIPAL WATER DISTRICT	
Project	12 KV SWITCHGEAR RELOCATION	
Title	ELECTRICAL SITE PLAN	
Project No.	11186675	
Original Size	ANSI D	
Sheet No.	E-102	
Sheet	11 of 24	



# Potential Change Order/Proposal

SEQUOIA CONSTRUCTION SPECIALTIES

PO Box 6061  
 310 Redmond Rd  
 Eureka, CA. 95503  
 Phone: (707)442-3596 Fax: (707)442-0304

<b>Proposal Number:</b>	10.1
<b>Date:</b>	11/30/2021
<b>Requested by:</b>	

**Issued To:**  
 HBMWD

Project: 12kV Switchgear Relocation

Description	Amount
Feeder #5 Changes	\$ -
Colburn Electric	\$ 11,901.53
	\$ -
	\$ -
<i>Sub Total</i>	\$ 11,901.53
5% O&P	\$ 595.08
Total Price	\$ 12,496.61

Additional working days required: TBD

---

Attachments: Colburn Proposal

---



---



---



---

Signed: Brian Pritchard

---

**Proposal**  
**ROBERT COLBURN ELECTRIC, INC.**  
*California Contractor License No. 750471*  
 PO Box 3667  
 Eureka, CA 95502  
 Phone: (707) 445-8474 Fax: (707) 445-8475  
 www.colburn-electric.com

To: <b>Sequoia Construction</b>	Date: <b>11/29/2021</b>
Attn: <b>Brian</b>	Job Location: <b>HBMWD 12kv Switchgear Relocation</b>
Email	COR: <b>9R.3</b>

We hereby propose to furnish all materials, equipment, and labor necessary to perform the following work:

**Labor to pull an extra 554 feet of 15KV copper MV-105 cable. Labor for installing new conduit shield up existing wood pole by street with use of bucket truck. Labor to megger test existing feeder #5 and #7 cable.**  
**Colburn Electric has no use for already ordered medium voltage cable for feeder #5 that is now too short. Colburn Electric will return new cable to district.**

**Total Adder \$ 11,901.53**

**Excludes: Permit/Inspection fees.**

You, the Customer (buyer) or tenant have the right to require the contractor to furnish you with a performance bond. You, the buyer, may cancel this transaction at any time prior to midnight of the third business day after the date of this transaction. Cancellation by the buyer after the right to rescind has passed, shall be deemed a material breach of this agreement and entitles the contractor to damages. Contractors are required by law to be licensed and regulated by the Contractors' State License Board which has jurisdiction to investigate complaints against contractors if a complaint regarding a patent act or omission is filed within four years of the date of alleged violation. A complaint regarding a latent act or omission pertaining to structural defects must be filed within 10 years of the date of the alleged violation. Any questions concerning a contractor may be referred to the Registrar, Contractors' State License Board, PO Box 26000, Sacramento, California 95826, or call the CSLB at 1-800-321-CLSB (2752) or visit the CSLB Internet Web site at www.cslb.ca.gov.

All material is guaranteed to be as specified. All work to be completed in a workmanlike manner according to standard practices. Any alteration or deviation from above specifications involving extra costs will be executed only upon written orders, and will become an extra charge over and above the estimate. All agreements contingent upon strikes, accidents or delays beyond our control. Owner to carry fire, tornado and other necessary insurance.

*Acceptance of Proposal--* The above prices, specifications and conditions are satisfactory to do the work as specified. Payment to be made as outlined above.

Authorized Signature Bob Colburn  
 Robert Colburn Electric, Inc.

Our workers are fully covered by Workmen's Compensation Insurance.

**This proposal may be withdrawn by us if not accepted within 30 days.**

ACCEPTED BY: \_\_\_\_\_  
 Date of Acceptance \_\_\_\_\_

Signature \_\_\_\_\_

**ROBERT COLBURN ELECTRIC, INC.**

Calif. Contractors License No. 750471  
P.O. Box 3667 Eureka, California 95502

office phone (707) 445-8474 office fax (707) 445-8475

**WORK SHEET**

DATE: November 29, 2021

FOR JOB	HBMWD	email:	
LOCATION	7270 West End Rd		
CITY	Arcata		
QUOTE	Labor to pull an extra 554 feet of 15KV copper MV-105 cable. Labor for installing new conduit shield up existing wood pole by street with use of bucket truck. Labor to megger test existing feeder #5 and #7 cable. Colburn Electric has no use for already ordered medium voltage cable for feeder #5 that is now too short. Colburn Electric will return new cable to district.		
Quantity	ARTICLE	Unit Price	TOTALS
			-
1	Wahlund Construction Labor, materials and equipment to install pole riser raceway, hang conductors terminate at cross arm, perform De megger test to prove cable integrity.	Lump Sum	\$ 7,152.23
1	Wahlund Construction labor for megger testing of feeders #5 and #7. Time to return to office download data from megger to distribute to GHD/District - See Attached:	3,196.93 E	3,196.93
			-
	Colburn Electric OHP on Wahlund Construction	15%	1,552.37
			-
			-
	<b>Total</b>		<b>\$ 11,901.53</b>



**Wahlund Construction, Inc.**  
General Engineering Contractors  
Eureka, CA  
Office (707) 293-6126 Fax: (707) 211-0137

**Wahlund Construction, Inc.**  
690 indianola Rd. Eureka Ca 95501

**Contact:** Kyle Brown  
**Phone:** (707) 499-8283  
**Fax:**

Quote To: Colburn Electric  
(707) 445-8474  
Phone: (707) 445-8474  
Fax:

Job Name: HBMWD COR 2  
Date of Plans:  
Revision Date:

ITEM	DESCRIPTION	QUANTITY	UNIT	UNIT PRICE	AMOUNT
1	Labor ( Mob / Demob )	1.00	LS	3,693.00	3,693.00
2	Materials ( pole riser hardware, terminations)	1.00	LS	2,153.33	2,153.33
3	Equipment	1.00	LS	2,304.00	2,304.00
4	Add Alternate (labor & materials)	1.00	LS		

**GRAND TOTAL** **8,150.33**

**NOTES:** High Voltage Terminations And Labor Is A Wash With Splices Per Plan Not Used - 998.1  
Total 7152.23

Includes labor, materials, and equipment to install (3) MV stress cone terminations, install pole riser raceway, hang conductors, terminate at cross arm, perform Dc megger test to prove cable integrity.

**SPECIFIC INCLUSIONS:**

1. Labor
2. Equipment
3. Materials

**STANDARD CONDITIONS:**

1. If bonding is required, add 1.5%. Payment due within (30) days of completion.
2. Progress payments due monthly, Final Payment due within (30) days of completion.
3. Anything not specifically included should be considered excluded.
4. One initial move-in per phase of work and one continuous operation each move in. There will be no repairs of damage to work by others at our expense without prior written approval by Wahlund Construction.
5. This proposal is based upon the General Contractor and Wahlund Construction reaching mutual agreement in the Terms and Conditions of a Contract for this project.
6. This proposal remains in effect for thirty (30) days from receipt.
7. The inclusions, exclusion and conditions in this letter shall be made a part of any subsequent contract.

**CLARIFICATIONS:**

- 1.

**SPECIFIC EXCLUSIONS:**

1. Fees, and permits.
2. Testing / programming
3. Utility coordination
4. Bonding

**DAILY EXTRA WORK BILL**

EWB No. **005**

Prime Contractor: **ROBERT COLBURN ELECTRIC, INC.**  
 Project Name: **HUMBOLDT BAY MUNICIPAL WATER DISTRICT 12KV SWITCHGEAR**  
 Description of Work: **5KV MEGGER TEST FEEDER 5 AND 7, FEEDER 5 TEST RESULTS LOW COMPARED TO FEEDER 7, DAR ON FEEDER 5 LOW, B PHASE ANOMALY IN TEST SET WORK WITH MANUFACTURER ON SOLUTION B PHASE SHOWING LOW RESULT VALUES AT 1000V MEGGER TEST. SEE TEST REPORT SPREADSHEET. DISCUSS CUT OVER WITH TODD, JOHN, AND RYAN. IDENTIFY CUT OVER PROBLEMS AT HH1, IDENTIFY POSSIBLE CUT OVER SOLUTIONS, NEED TO SET UP MEETING WITH INVOLVED PARTIES TO DISCUSS CUT OVER. RETURN TO OFFICE DOWNLOAD DATA FROM MEGGER TO DISTRIBUTE TO COLBURN AND GHD.**

Report Date: 7/23/2021  
 Performed Date: 7/23/2021  
 Wahlund Job No. : 67-21

**HOURLY RATE FOR ELECTRICIAN INSIDE WIREMAN**

Line No.	Craft ID	Employee Name		RT Hrs.	OT Hrs.	RT Rate	OT Rate	Extended
		Initial	Last					
L01	ELECTRICIAN	KY	BROWN		3.00		170.02	510.06
L02	ELECTRICIAN	JO	WHITE	7.00		114.00		798.00
L03								-
L04								-
L05								-
L06								-

RT Labor 798.00  
 OT Labor 510.06  
 Subtotal Labor 1,308.06  
 Markup 0% -  
 Subsistence -  
 Other Expenses -  
**Labor Total: 1,308.06**

**HOURLY RATE FOR ELECTRICIAN INSIDE WIREMAN/WITH TRUCK**

Line No.	Craft ID	Employee Name		RT Hrs.	OT Hrs.	RT Rate	OT Rate	Extended
		Initial	Last					
L01	ELECT. W/TRUCK	KY	BROWN	8.00		168.00		1,344.00
L02								-
L03								-
L04								-
L05								-
L06								-

RT Labor/Truck 1,344.00  
 OT Labor -  
 Subtotal Labor/Trk 1,344.00  
 Markup 0% -  
 Subsistence -  
 Other Expenses -  
**Labor/Truck Total: 1,344.00**

**HOURLY RATE FOR OTHER EQUIPMENT**

Line No.	Equipment ID	Description	RT Hrs.	RT Rate	Extended
E01	W-55	Sterling Bucket Truck	4.00	118.45	473.80
E02					-
E03					-
E04					-
E05					-
E06					-

Equipment Costs: 473.80  
 Markup 15% 71.07  
**Equipment Total: 544.87**

**MATERIALS/RENTALS**

Invoice No.	Invoice Date	Vendor Name	Invoice Description	Units	Unit Costs	Extended
M01						-
M02						-
M03						-

Material Costs: -  
 Markup 15% -  
**Material Total: -**

**TOTAL 3,196.93**

# Potential Change Order/Proposal

SEQUOIA CONSTRUCTION SPECIALTIES

PO Box 6061  
310 Redmond Rd  
Eureka, CA. 95503  
Phone: (707)442-3596      Fax: (707)442-0304

<b>Proposal Number:</b>	12
<b>Date:</b>	11/30/2021
<b>Requested by:</b>	

**Issued To:**  
HBMWD

Project: 12kV Switchgear Relocation

Description	Amount
Roadway digout and rock at failed trench excavation	\$ -
Wahlund Const	\$ 2,665.06
	\$ -
	\$ -
<i>Sub Total</i>	\$ 2,665.06
5% O&P	\$ 133.25
<b>Total Price</b>	<b>\$ 2,798.31</b>

Additional working days required: TBD

---

Attachments: Wahlund Proposal

---



---



---

Signed: Brian Pritchard

---



WAHLUND CONSTRUCTION, INC.  
PO Box 6486  
Eureka, CA 95502  
Phone: (707) 268-0150  
Fax: (707) 268-0137

# Change Order Request

**Issued To:**  
Sequoia Construction

<b>C.O.R. Number:</b>	<b>001 R1</b>
<b>Date:</b>	11/9/2021
<b>Requested by:</b>	Greg Hufford

**Project:**  
Humboldt Bay Municipal Water District  
12KV project

Description	Amount
Over Excavate and Backfill Road Soft Spot	2665.06

Sub Total	\$	2,665.06
0% Markup	\$	-
Sub Total	\$	2,665.06
0% -	\$	-
Total Price	\$	2,665.06

Additional Calendar days required: \_\_\_\_\_  
Attachment(s): \_\_\_\_\_

\_\_\_\_\_  
\_\_\_\_\_

Signed: \_\_\_\_\_  
Wahlund Construction, Inc.

**DAILY EXTRA WORK BILL**

EWB No. **001**

Prime Contractor SEQUOIA CONSTRUCTION SPECIALTIES  
 Project Name: SEQUOIA - HBMWD 12KV  
 Description of Work: Dug out a soft spot at the entrance to the access road, backfilled with 17.27 tons base rock, tag #09578. Brian also had us fill in the holes and grade the shoulder of the road to the East of the entrance.  
 Used 38.78 tons of base to fill and grade this area, tag # 09593 & 09594. Total extra trucking time of 1hr 45 min at \$140.00/hr, tag # 5081 & 5872.

Report Date: 10/4/2021  
 Performed Date: 10/4/2021  
 Wahlund Job No. : 9-20

**Labor Charges**

Line No.	Craft ID	Employee Name		RT Hrs.	OT Hrs.	RT Rate	OT Rate	Extended
		Initial	Last					
L01	OPER. APPR	RA	AGUIAR	2.00		72.71		145.42
L02	OPERATOR	BR	ARRINGTON	2.00		93.99		187.98
L03	OPERATOR	TO	BASCOCHEA	2.00		90.42		180.84
L04	SUPERVISOR	GR	HUFFORD	1.00		84.34		84.34
L05								-
L06								-
L07								-
L08								-
L09								-
L10								-
L11								-
L12								-

RT Labor 598.58  
 OT Labor -  
 Subtotal Labor 598.58  
 Markup 15% 89.79  
 Subsistence -  
 Other Expenses -  
**Labor Total: 688.37**

**Equipment Charges**

Equipment ID	EQUIPMENT DESCRIPTION	RT Hrs.	RT Rate	Extended
E01	W-34 UTILITY TRUCK	1.00	40.16	40.16
E02	K-1 CAT 12G GRADER	2.00	80.53	161.06
E03	W-201 JD 210 SKIPLOADER	2.00	41.80	83.60
E04	W-620 CAT 534 ROLLER COMPACTOR	2.00	104.31	208.62
E05				-
E06				-
E07				-
E08				-
E09				-
E10				-
E11				-
E12				-
E13				-
E14				-
E15				-
E16				-
E17				-
E18				-
E19				-
E20				-

RT Equipment 493.44  
 Subtotal Equipment 493.44  
 Markup 15% 74.02  
**Equipment Total: 567.46**

**Materials/Specialist Work/Lump Sum or Unit Price Payment**

Invoice No.	Invoice Date	Vendor Name	Invoice Description	Units	Unit Costs	Extended
M01	5081 & 5872	10/04/21	ZABEL TRKG SUPER 10 WHEEL DUMP	1.75	140.00	245.00
M02	18713	10/06/21	KERNEN DIRT DUMPING FEE PER TON	6.82	10.00	68.20
M03	09578	10/04/21	ALVES INC BASE ROCK	1.00	281.07	281.07
M04	09593	10/04/21	ALVES INC BASE ROCK	1.00	317.69	317.69
M05	09594	10/04/21	ALVES INC BASE ROCK	1.00	313.46	313.46
M06						-

Material Costs: 1,225.42  
 Markup 15% 183.81  
**Material Total: 1,409.23**

**TOTAL 2,665.06**

CA#511973  
 Bonded Truck Broker  
 100445991

**ZABEL ENTERPRISE LLC**  
 4695 Cummings Road, Eureka, CA 95503  
 Cell (707)498-9494  
 Office/Fax (707)798-2101  
 zabelentpriselc@gmail.com

FREIGHT BILL  
 NO. 5081

DATE 10/4/21

SUBHAULER Zabel Ent. TRUCK # Z-19 TRAILER # \_\_\_\_\_

SHIPPER (RECEIVED FROM) ALVES INC. CONSIGNEE (SHIPPED TO) WAHLUND CONST.

POINT OF ORIGIN (WHERE MAT. WAS LOADED) ARCATA CO. POINT OF DESTINATION (WHERE MAT. WAS DELIVERED) WATER DISTRICT WEST END AREA

JOB # 9-20 MATERIALS: Base Rock

No.	SCALE TAG NO.	YARDS OR WEIGHT	LOADING		UNLOADING		EQUIPMENT TYPE
			TIME ARRIVE	TIME LEAVE	STAND BY	TIME LEAVE	
1	09578	17.27	9:45	10:00	10:05	10:10	<input type="checkbox"/> 10 WHEELER <input type="checkbox"/> TRANSFER <input type="checkbox"/> SUPER DUMP <input type="checkbox"/> SUPER 10 <input type="checkbox"/> FLATBED / LOWBED <input type="checkbox"/> SEMI BOTTOM <input type="checkbox"/> WATER <input type="checkbox"/> OTHER
2	09581	14.75	10:26	10:30	10:40	10:50	
3	09585	16.47	11:00	11:10	11:20	11:25	
4	09588	16.14	11:30	11:40	11:50	11:55	
5	09590	16.09	12:00	12:10	12:20	12:25	
6	09592	16.11	12:35	12:40	12:50	1:00	
7							
8							
9							
10							
11							
12							
13							
14							
15							
16							
17							
18							
19							
20							

COMMENTS: Load Drive & Debris For 1/2 hr. 1:15  
1:45  
DR. 35AM

OFFICE USE ONLY

TOTAL HOURS OR TONS	RATE \$
OTHER CHARGES	
TRAVEL	
TOTAL CHARGES \$	

START TIME 9:45 END TIME 1:45 TOTAL TIME 4:0 DEDUCT TIME 0 NET TIME 4:0

DRIVER'S SIGNATURE Frank Lawson  
 BY Frank Lawson

DEBTOR AGREES TO PAY LEGAL FEES, COURT COSTS FOR COLLECTION OF DELINQUENT ACCOUNTS AND LEGAL RATE OF INTEREST FOR PAST DUE AMOUNTS.

WHITE-ZABEL OFFICE GREEN-JOB REF. YELLOW-ZABEL OFFICE PINK-ZABEL OFFICE GOLDENROD-SUBHAULER



CA#511973

# ZABEL ENTERPRISE LLC

FREIGHT BILL

Bonded Truck Broker  
100445991

4695 Cummings Road, Eureka, CA 95503  
Cell (707)498-9494  
Office/Fax (707)798-2101  
zabelenterprisellc@gmail.com

NO. 5872

DATE 10 / 4 / 21

SUBHAULER <b>Zabel Ent.</b>		TRUCK # <b>2-6</b>	TRAILER # _____	<b>EQUIPMENT TYPE</b>	
SHIPPER (RECEIVED FROM) <b>Alves Inc</b>		CONSIGNEE (SHIPPED TO) <b>Wahlund Const.</b>		<input type="checkbox"/> 10 WHEELER	<input checked="" type="checkbox"/> SUPER DUMP
POINT OF ORIGIN (WHERE MAT'L WAS LOADED) <b>Alves Inc, West End Rd.</b>		POINT OF DESTINATION (WHERE MAT'L WAS DELIVERED) <b>Water district West End Rd.</b>		<input type="checkbox"/> TRANSFER	<input type="checkbox"/> SUPER 10
				<input type="checkbox"/> SEMI END	<input type="checkbox"/> FLATBED / LOWBED
				<input type="checkbox"/> SEMI BOTTOM	<input type="checkbox"/> WATER
				<input type="checkbox"/> OTHER	_____

JOB # **Wahlund Water district**      **LOADING**      **UNLOADING**      MATERIALS: **Base**

No.	SCALE TAG NO.	YARDS OR WEIGHT	TIME ARRIVE	TIME LEAVE	STAND BY	TIME ARRIVE	TIME LEAVE	STAND BY	TIME STARTED LAST LOAD (SAME AS TIME LEAVE LOADING)	TIME ARRIVED TO DUMP LAST LOAD (SAME AS TIME ARRIVE UNLOADING)	NET RUNNING TIME LAST LOAD (DIFFERENCE OF TIME LEAVE LOADING AND TIME ARRIVE UNLOADING)	TIME FINISHED DUMP LAST LOAD (SAME AS TIME LEAVE UNLOADING)	TIME ALLOWED TO RETURN, SAME AS NET RUNNING TIME LAST LOAD (FIGURE SAME AS # 3 ABOVE)
1	09580	70020	9:45	10:00	-	10:10	10:30	-					
2	09583	64740	10:40	10:45	-	10:53	11:07	-					
3	09586	67240	11:15	11:24	-	11:31	11:34	-					
4	09589	68680	11:43	11:57	-	12:04	12:10	-					
5	09591	68640	12:18	12:26	-	12:32	12:41	-					

**COMMENTS**

6 09593 67340 12:53 1:04 - 1:11 1:22 - ~~1:22-1:30 pm back to Alves~~

7 09594 66820 1:30 1:46 - 1:50 1:52 - ~~1:52-2:00 pm back to Alves~~

8 1hr 10 min - haul Rock for Road shoulder fill. 1:52-2:00 pm back to Alves inc. Start point

**OFFICE USE ONLY**

START TIME					END TIME					TOTAL TIME					DEDUCT TIME					NET TIME				
9:45 am					2:00 pm					4.25					Ø					4.25				
DRIVER'S SIGNATURE										Jgn Stockton														
RECEIVED BY										X <i>[Signature]</i>														
TOTAL HOURS OR TONS																								
RATE										\$														
OTHER CHARGES																								
TRAVEL																								
TOTAL CHARGES										\$														

DEBTOR AGREES TO PAY LEGAL FEES, COURT COSTS FOR COLLECTION OF DELINQUENT ACCOUNTS AND LEGAL RATE OF INTEREST FOR PAST DUE AMOUNTS.



Kernen Construction  
PO Box 1340  
Blue Lake, CA 95525

# INVOICE



**Phone:** 707-826-8686  
**Fax:** 707-826-1888

**Invoice:** 18713  
**Invoice Date:** 10/6/2021  
**Customer:** WAHCON

<b>Bill To:</b> Wahlund Construction email inv to rick@wahlcon.com P.O. Box 6486 Eureka, CA 95502-6486	<b>Project Details:</b>  Project:
--	---

Payment Terms	Contract Number	Invoice Due Date
Due on Receipt		10/6/2021

**Description**

9 - 20 10/4/21 - Tag# 26256

Description	Quantity	UOM	Unit Price	Bill Amount
Dirt dumping fee	6.8200	TN	10.0000	68.20

**Total Invoice Amount Due** **68.20**

KERNEN CONSTRUCTION 826-8686  
 2350 Glendale Drive McKinleyville  
 PO Box 1340 Blue Lake, CA 95525

Ticket Number	26256
DATE : 10/4/2021	TIME : 1:28 PM

<b>SOLD TO:</b>			<b>DELIVER TO : MATTOLE RD</b>			
WAHLUND CONSTRUCTION 707-268-0150 WAHCON			<b>Terms and Conditions</b> 1 1/2% monthly service charge added to all invoices over 30 days together with any other expenses and/or attorney fees incidental to collection. Buyer agrees to pay all cost of collection, including reasonable attorney's fees. No claims allowed unless made when materials delivered and receipted for. If deliveries are made across customer's curbsite we shall be relieved from any damages resulting from deliveries.			
Job Order # 9-20						
<b>TRUCK INFORMATION</b>			<b>MATERIAL LOADED</b>			WEIGHMASTER
NUMBER	LOADS TODAY	MATERIAL TODAY	CODE	PRODUCT NAME	MATERIAL SOLD TODAY	
Z19	3	37.68	90/DIRT	DIRT DUMPING	6.82	
<b>WEIGHT IN : Tons</b>			WEIGHMASTER'S CERTIFICATE OF WEIGHT AND MEASURE		<b>CASH SALE</b>	
GROSS	TARE	NET	This is to certify that the following described commodity was weighed, measured or counted by a weighmaster, whose signature is on this on this certificate and is a recognized authority of accuracy as prescribed by Chapter 7 (commencing with section 12700) of Division 5 of the California Business and Professions Code, administered by the Division of Measurement Standards of the California Department of Food and Agriculture			PRICE PER UNIT
20.020	**13.200**	6.820				MATERIAL COST
TRUCK MAXIMUMS						HAUL COST
						SALES TAX
<b>JOB INFORMATION</b>			10/4/2021		TOTAL	
LOAD NO.	MATERIAL TODAY	TOTAL MATERIAL TO DATE	MATERIAL			
1	6.82	6.82	0.00			

Driver / Recvd by: \_\_\_\_\_ Kernen WM



10.1.a.iii

09578

**Alves Inc.**  
4200 West End Road, Arcata, CA 95519  
Phone (707) 825-4725 • Fax (707) 825-4727

Effective Date - January 1, 2020

Material Sold:	Price	Driver Name
<input type="checkbox"/> Recycle 1½"	\$ _____/ton + tax	<u>Frank Larson</u>
<input type="checkbox"/> Recycle ¾"	\$ <u>15</u> /ton + tax	Billing Address <u>Wahlund Const.</u>
<input type="checkbox"/> _____	\$ _____/ton + tax	Sold to/Weighed for <u>Wahlund Const.</u>
<input type="checkbox"/> Dirt Fill	\$ _____/yd + tax	Job Address <u>Water District.</u>
<input type="checkbox"/> Top Soil	\$ _____/yd + tax	Carrier <u>Zabel</u> Truck # <u>2-19</u>
<input type="checkbox"/> Seal Coat	\$ _____/yd + tax	Tare - <u>26480</u> empty
		Gross <u>61020</u>

**Imported:**

Mixed Load \_\_\_\_\_

Type A Roofing, Metal, Sheetrock

\_\_\_\_\_

Clean Dirt

Construction Debris: CDI

**Office Use Only**

= 34540 tons

Divide by 2000 = 17.27

= 15 x/Unit Price

\$ 259.05 Subtotal

\$ 22.02 + Sales Tax @ 8.5 %

\$ 281.07 Total

Prohibited waste found: Over ex Digout  
 (e.g. garbage, brush, rubbish, oil, paint, containers, tires) fill

If found before unloading: must be removed by customer and not left on premises.

If found after customer leaves: note what is found and what was done with the item(s).

SCALE OPERATOR Sherry Cordes Date 10-4-21 Time \_\_\_\_\_

RECEIVED BY Frank Larson

Please fill in all areas - EXCEPT tons, tax, and totals (Office Use Only section)



09593

**Alves Inc.**  
4200 West End Road, Arcata, CA 95519  
Phone (707) 825-4725 • Fax (707) 825-4727

Effective Date - January 1, 2020

Material Sold: Price

Recycle 1 1/2" \$ /ton + tax

Recycle 3/4" \$ 15 /ton + tax

\_\_\_\_\_ \$ /ton + tax

Dirt Fill \$ /yd + tax

Top Soil \$ /yd + tax

Seal Coat \$ /yd + tax

Driver Name Jon Stocklin

Billing Address Wahlund Con.

Sold to/Weighed for Wahlund Con.

Job Address Water District west end rd.

Carrier Zubel Truck # \_\_\_\_\_

Tare - 28300 empty

Gross 67340

**Imported:**

Mixed Load \_\_\_\_\_ tons

Type A Roofing, Metal, Sheetrock \_\_\_\_\_

Clean Dirt \_\_\_\_\_

Construction Debris: CDI \_\_\_\_\_

Prohibited waste found: \_\_\_\_\_  
(e.g. garbage, brush, rubbish, oil, paint, containers, tires)  
If found before unloading: must be removed by customer and not left on premises.  
If found after customer leaves: note what is found and what was done with the item(s).

SCALE OPERATOR Jon Stocklin Date 10/4/21 Time \_\_\_\_\_

RECEIVED BY Jon Stocklin

Please fill in all areas - EXCEPT tons, tax, and totals (Office Use Only section)

**Office Use Only**

= 39040 tons

Divide by 2000 = 19.52

= 15 x/Unit Price

\$ 292.80 Subtotal

\$ 24.89 + Sales Tax @ 8.5 %

\$ 317.69 Total

Read shoulder fill

09594

**Alves Inc.**  
4200 West End Road, Arcata, CA 95519  
Phone (707) 825-4725 • Fax (707) 825-4727

Effective Date - January 1, 2020

Material Sold: Price

Recycle 1 1/2" \$ /ton + tax

Recycle 3/4" \$ 15 /ton + tax

\_\_\_\_\_ \$ /ton + tax

Dirt Fill \$ /yd + tax

Top Soil \$ /yd + tax

Seal Coat \$ /yd + tax

Driver Name Jon Stocklin

Billing Address Wahlund Con.

Sold to/Weighed for Wahlund Con.

Job Address Water District

Carrier Zubel Truck # \_\_\_\_\_

Tare - 28300 empty

Gross 666870

**Imported:**

Mixed Load \_\_\_\_\_ tons

Type A Roofing, Metal, Sheetrock \_\_\_\_\_

Clean Dirt \_\_\_\_\_

Construction Debris: CDI \_\_\_\_\_

Prohibited waste found: \_\_\_\_\_  
(e.g. garbage, brush, rubbish, oil, paint, containers, tires)  
If found before unloading: must be removed by customer and not left on premises.  
If found after customer leaves: note what is found and what was done with the item(s).

SCALE OPERATOR Jon Stocklin Date \_\_\_\_\_ Time \_\_\_\_\_

RECEIVED BY Jon Stocklin

Please fill in all areas - EXCEPT tons, tax, and totals (Office Use Only section)

**Office Use Only**

= 38520 tons

Divide by 2000 = 19.26

= 15 x/Unit Price

\$ 288.90 Subtotal

\$ 245.6 + Sales Tax @ 8.5 %

\$ 313.46 Total

Read shoulder fill



---

**From:** Lynch, Sara@CalOES <Sara.Lynch@CalOES.ca.gov>  
**Sent:** Thursday, November 18, 2021 5:38 PM  
**To:** John Friedenbach  
**Subject:** Subapplication in FEMA Review, HMGP, DR-4569, PJ0538, Humboldt Bay Municipal Water District

Dear John Friedenbach:

The California Governor's Office of Emergency Services (Cal OES) reviewed your subapplication requesting funds from the Hazard Mitigation Grant Program (HMGP). Cal OES has submitted your subapplication to the Federal Emergency Management Agency (FEMA) for review and funding consideration.

Please include "FEMA-4569-DR-CA, Cal OES PJ0538" in the subject line of any future written or email correspondence with Cal OES, related to this project, so that we may reference it in our tracking systems.

Cal OES is authorized to discuss your subapplication only with the Authorized Agent, Primary Contact, or Alternate Contact. If the subapplicant wants Cal OES to communicate with anyone other than the listed contacts, such as a consultant, we need written authorization on official letter head or by email.

If you have any questions, please contact me.

Sincerely,

**Sara Lynch**, Hazard Mitigation Grants Specialist  
Coastal Unit  
Recovery - Hazard Mitigation Assistance Branch  
**California Governor's Office of Emergency Services**



Cell: (916) 715-0508  
[www.caloes.ca.gov/HMGP](http://www.caloes.ca.gov/HMGP)



### HMGP Cost Estimate Spreadsheet

DATE	JURISDICTION NAME	DISASTER & PROJECT OR PLANNING #	PROJECT OR PLANNING TITLE		
4/19/2021	Humboldt Bay Municipal Water District	DR 4569	HBMWD Advance Assistance Matthews Dam and Spillway Seismic Stability Analysis and Design		
#	Item Name	Unit Quantity	Unit of Measure	Unit Cost	Cost Estimate Total
	<b>Pre-Award Costs:</b>				
1	Advance Assistance Subapplication	130	HR	\$ 150	\$ 19,500.00
	<b>Advance Assistance Costs:</b>				
2	Geotechnical Assessment, Core through Spillway Floor	10	EA	\$ 10,000	\$ 100,000.00
3	Geotechnical Assessment, Additional Borings	20	EA	\$ 25,000	\$ 500,000.00
4	Geotechnical Report	500	HR	\$ 195	\$ 97,500.00
5	LiDAR Survey	1	EA	\$ 60,000	\$ 60,000.00
6	Seismic Stability Analysis and Alternatives Analysis	900	HR	\$ 195	\$ 175,500.00
7	60% Seismic Stability Retrofit Design	1800	HR	\$ 195	\$ 351,000.00
8	Environmental Special Studies	700	HR	\$ 150	\$ 105,000.00
9	Project Subapplication and Final BCA	130	HR	\$ 150	\$ 19,500.00
					\$ -
					\$ -
<b>Total Project Cost Estimate:</b>					\$ 1,408,500.00



## HUMBOLDT BAY MUNICIPAL WATER DISTRICT

828 SEVENTH STREET, PO Box 95 • EUREKA, CALIFORNIA 95502-0095

OFFICE 707-443-5018 ESSEX 707-822-2918

FAX 707-443-5731 707-822-8245

EMAIL [OFFICE@HBMWD.COM](mailto:OFFICE@HBMWD.COM)

Website: [www.hbmwd.com](http://www.hbmwd.com)

### BOARD OF DIRECTORS

SHERI WOO, PRESIDENT

NEAL LATT, VICE-PRESIDENT

J. BRUCE RUPP, SECRETARY-TREASURER

MICHELLE FULLER, DIRECTOR

DAVID LINDBERG, DIRECTOR

### GENERAL MANAGER

JOHN FRIEDENBACH

November 22, 2021

**VIA EMAIL:** Sara.Lynch@CalOES.ca.gov  
Sara Lynch, Hazard Mitigation Grants Specialist  
California Office of Emergency Services  
3650 Schriever Avenue  
Mather, CA 95655-4203

**Re: FEMA-4344-DR-CA, Project #PJ0040, FIPS #023-91000  
Budget Increase Request for Phase Two  
Humboldt Bay Municipal Water District – Reservoirs Seismic Retrofit**

Dear Ms. Lynch:

The Humboldt Bay Municipal Water District (HBMWD) respectfully requests an increase in the grant budget for Phase Two of the Reservoirs Seismic Retrofit Project in an amount of \$2,083,690 (75% share of the budget increase is \$1,562,767) for the reasons outlined below.

### Reasons for Increase

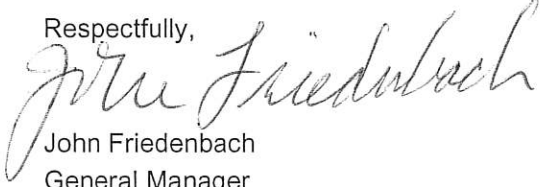
The budget for Phase Two of this project was originally developed as a part of the grant application effort that was completed in 2018. While every reasonable effort is made in preparation of grant applications to provide an accurate estimate of project costs, it is difficult to accurately estimate costs prior to the project design being completed. The 60% design for this project was completed as a part of the Phase One effort and was based on the results of the geotechnical investigation, steel thickness measurements of the existing tanks, a structural evaluation, and other relevant factors. A revised cost estimate was prepared based on the 60% design and included considerations for market volatility of both labor and material costs due to effects related to the COVID-19 pandemic and other cost factors since 2018.

As reflected in the attached revised cost estimate, the estimated construction cost for the project has increased to \$4,853,190 from the previous \$2,887,000. It has also been determined that additional effort will be required for final engineering design and construction management (\$19,500 and \$98,000, respectively). The total revised projected budget for the project is \$5,740,690, which is an increase of \$2,083,690 from the previous total budget of \$3,657,000. More detail on justification for the cost increases has been provided in the attached revised cost estimate narrative.

A revised Benefit Cost Analysis (BCA) that contains the updated cost estimate information was performed, which resulted in a Benefit Cost Ratio (BCR) of 1.59. A revised match commitment letter noting HBMWD's updated 25% match based on the revised cost estimate is attached.

We appreciate your assistance processing our budget increase request. Please do not hesitate to contact us if you have any questions or require any additional information.

Respectfully,



John Friedenbach  
General Manager

Encl. Cost Estimate Spreadsheet – Revised 11/12/2021  
Cost Estimate Narrative – Revised 11/12/2021  
BCA – Revised 11/22/2021  
BCA Report – Revised 11/22/2021  
Match Commitment Letter – Revised 11/12/2021



### HMGP Cost Estimate Spreadsheet

DATE	JURISDICTION NAME	DISASTER & PROJECT OR PLANNING #	PROJECT OR PLANNING TITLE
11/12/2021	Humboldt Bay Municipal Water District	DR-4344-0040	HBMWD Reservoirs Seismic Retrofit

#	Item Name	Unit Quantity	Unit of Measure	Unit Cost	Cost Estimate Total
	<b>Pre-Award Costs:</b>				
1	Grant Application	150	HR	\$ 140	\$ 21,000
	<b>Phase 1 Costs:</b>				
2	Preliminary Engineering Design	800	HR	\$ 140	\$ 112,000
3	NEPA Studies	800	HR	\$ 140	\$ 112,000
4	Geotechnical Investigation	600	HR	\$ 140	\$ 84,000
	<b>Phase 2 Costs:</b>				
5	Final Engineering Design	1100	HR	\$ 145	\$ 159,500
6	CEQA NOE and Coastal Development Permit	150	HR	\$ 140	\$ 21,000
7	Construction Management	2700	HR	\$ 140	\$ 378,000
8	Mobilization/Demobilization	1	EA	\$ 97,000	\$ 97,000
9	Demolition and Disposal of Tank Roof and Beams	1	EA	\$ 220,000	\$ 220,000
10	Demolition and disposal of Tank Ladder System	1	EA	\$ 56,500	\$ 56,500
11	Miscellaneous Demolition and Disposal	1	EA	\$ 85,000	\$ 85,000
12	Roof Replacement	1	EA	\$ 850,000	\$ 850,000
13	Ladder/Platform Replacement	1	EA	\$ 195,000	\$ 195,000
14	Seismic Coupler Retrofits	1	EA	\$ 850,000	\$ 850,000
15	Reinforced Concrete (Tank Foundations and Confinement Ring)	333	CY	\$ 3,250	\$ 1,082,250
16	Helical Anchors	118	EA	\$ 3,205	\$ 378,190
17	Miscellaneous Steel Work (Relocations, Extensions)	1	EA	\$ 85,000	\$ 85,000
18	Miscellaneous Tank, Piping, Conduit and Controls Modifications	1	EA	\$ 143,000	\$ 143,000
19	Miscellaneous Earthwork and Retaining Wall/Fencing	1	EA	\$ 65,000	\$ 65,000
20	Tank Preparation and Painting	1	EA	\$ 450,000	\$ 450,000
21	Tank Disinfection and Disposal of Disinfection Water	1	EA	\$ 26,250	\$ 26,250
22	Asphalt and Surface Restoration	1	EA	\$ 185,000	\$ 185,000
23	Miscellaneous Items, Seeding, Site Cleanup	1	EA	\$ 85,000	\$ 85,000
24					\$ -
25					\$ -
26					\$ -
27					\$ -
28					\$ -
29					\$ -
30					\$ -
<b>Total Project Cost Estimate:</b>					<b>\$ 5,740,690</b>



## HBMWD Reservoirs Seismic Retrofit Cost Estimate Narrative – Revised 11/22/2021

The Pre-Award Costs and Phase 1 effort has been completed and the Project is currently in Phase 2. The effort associated with the Pre-Award costs and Phase One costs has been funded completed, thus the narrative below is focused on the upcoming Phase 2 work and the anticipated costs.

### PHASE 2 COSTS

#### 1. Final Engineering Design

The level of effort for final engineering design was based on the hours of effort anticipated to be required after completing the 60% level of completion scoped to be achieved in Phase 1. The cost for final engineering is 3.3% of the overall construction cost, which is considered a reasonable estimate given that 60% design has been completed. This work includes finalization of the plans and specifications for the project; preparing the bid package; and contracting documents. All work will be completed by a private consulting engineering firm selected by a competitive qualifications-based process in accordance with Federal procurement requirements.

#### 2. CEQA NOE and Coastal Development Permit

The budget for this task is unchanged from the previously approved grant budget.

This task includes the development, submission, and filing of California Environmental Quality Act Categorical Exemption and Notice of Exemption, as well as the development of a Coastal Development Permit for the work that will occur in the California Coastal Zone for the Samoa Peninsula reservoir. The combined fee for these items has been approximately \$21,000 for similar projects. All work will be completed by a private consulting engineering firm selected by a competitive qualifications-based process in accordance with Federal procurement requirements.

#### 3. Construction Management

Construction management was estimated by determining an estimate of hours of effort that will be required for managing construction of the three separate tanks for this project. The estimated cost provided is approximately 8% of the construction cost, which is in line with what would be expected. This includes overseeing the bidding process; contract award; all construction management; engineering daily inspections; contract change orders; invoice review; development of as-built drawings; and all other work required to oversee and manage the construction of the reservoir retrofits. All work will be completed by a private consulting engineering firm selected by a competitive qualifications-based process in accordance with Federal procurement requirements.

#### 4. Mobilization/Demobilization

This line item includes anticipated contractor bonding and insurance, mobilization of equipment to the sites, costs to prepare the project sites for construction, and final site cleanup and demobilization of equipment. The estimate is based on similar projects.

#### 5. Demolition and Disposal of Tank Roof and Beams

The project includes demolition and disposal of the tank roof and beams for the Korblex 2-MG Domestic Tank and Samoa 1-MG Industrial Tank. The estimated cost is based on the previous project costs for

the 1-MG Korblex Roof replacement that took place in 2017, factoring inflation and current material costs.

**6. Demolition and Disposal of Tank Ladder System**

This line item includes demolition and disposal of tank ladder systems for the three tank sites. The estimated cost is based on extrapolation from the previous project costs for the 1-MG Korblex Roof replacement that took place in 2017, factoring inflation and current material costs.

**7. Miscellaneous Demolition and Disposal**

This line item includes demolition and disposal of miscellaneous items not specifically covered under other tasks. The estimated cost is based on evaluation of the required work designated in the 60% design plans and specifications. Costs were based on the anticipated level of effort required, drawing on experience with similar bid projects.

**8. Roof Replacement**

The cost for this line item is for the roof replacement for the Korblex 2-MG Domestic Tank and Samoa 1-MG Industrial Tank. Costs were based on the anticipated level of effort required, drawing on experience with similar bid projects, including the 1-MG Korblex Roof replacement that took place in 2017.

**9. Ladder/Platform Replacement**

The cost for this line item covers all labor, materials, and equipment, and other expenses to install new OSHA compliant ladders and platforms to all three tanks. The cost is based on the estimated product cost, tax, delivery, and installation based on experience with similar projects.

**10. Seismic Coupler Retrofits**

The cost for this line item is for the seismic couplers that provide additional isolation of the yard piping from the tank to mitigate the potential effects of settlement that would result from a seismic event. The estimated cost is based on the estimated product cost based on supplier quotes, tax, delivery, and installation based on experience with similar projects.

**11. Reinforced Concrete (Tank Foundations and Confinement Ring)**

This line item covers the cost for the foundation retrofit and construction of the confinement rings. The cost presented is based on the anticipated level of anticipated concrete and steel prices and the equipment and labor effort required, drawing on experience from similar past projects.

**12. Helical Anchors**

This line item includes the installation of helical anchors for the Korblex 1-MG Domestic Tank and the Samoa 1-MG Industrial tank as part of the structural modifications to bring the tanks up to current seismic standards. The cost is based on the estimated product cost based on supplier quotes, tax, delivery, and installation based on experience with similar projects.

**13. Miscellaneous Steel Work (Relocations, Extensions)**

The cost for this item is for the miscellaneous steel work not covered under other tasks to extend and relocate the piping as shown on the plans to extend it past the structural retrofit confinement ring to ensure exterior tank features are still accessible and usable after the retrofit. The cost is based on the estimated level of effort required, drawing on experience from similar past projects.

**14. Miscellaneous Tank Piping, Conduit, and Controls Modifications**



This line item covers tank piping, conduit, and controls modifications necessary as designated by the 60% design plans and specifications. The cost presented is based on the anticipated level of effort required, drawing on experience with similarly bid project scopes.

**15. Miscellaneous Earthwork and Retaining Wall and Fencing**

This line item covers the cost for installing a minor retaining wall, fencing, and the associated earthwork for the Korblex 1-MG domestic Tank site to accommodate the tank retrofits. The structural modifications to the tank expand the tank footprint and push the access ladder out further and hence the tank perimeter access road needs to be moved, which impacts fencing and an embankment and a minor retaining wall is required and fencing needs to be modified. The cost presented is based on the estimated level of effort required, drawing on experience from similar past projects.

**16. Tank Preparation and Painting**

After the structural retrofits have been completed, the tanks need to be prepped and painted for protection. It was assumed only half of the 1-MG Korblex tank would require painting as the tank was painted after the roof was replaced in 2017. The estimated cost is based on bids for 1-MG Korblex roof repair with the total cost for painting each reservoir converted to a per square foot cost.

**17. Tank Disinfection and Disposal of Disinfection Water**

This line item includes the disinfection of the tanks with a chlorine solution in accordance with the American Water Works Association standard and proper disposal of the residual disinfection water. The estimated cost is based on bids for other projects that required tank disinfection.

**18. Asphalt and Surface Restoration**

This line item covers all labor, materials, equipment, and other expenses to restore and improve asphalt and surfaces to pre-existing conditions. The cost is based on recent roadwork and surface restoration bids received for other projects.

**19. Miscellaneous Items, Seeding, Site Cleanup**

The cost for this line item is for the miscellaneous items, seeding, and site cleanup for the three tank sites. The cost is based on the work designated in the 60% design plans and specifications and the estimated level of effort based on past similar projects.

**FEMA**

# Benefit-Cost Calculator v6.0.0

## Welcome

Benefit-Cost Analysis (BCA) is the method by which the future benefits of a hazard mitigation project are determined and compared to its costs.

The end result is a Benefit-Cost Ratio (BCR), which is calculated by a project's total benefits divided by its total costs.

FEMA requires a BCA to validate cost effectiveness of proposed hazard mitigation projects prior to funding.


For a community and/or property, this tool will assist with:

- Estimating Annual Hazard Risks
- Evaluating Mitigation Cost Effectiveness
- Developing Aggregate Benefit-Cost Models

For more information, including methodologies of the calculation models used in this tool, visit [FEMA BCA Website](#).

## Getting Started

Click on the "BCA Calculator" button on the ribbon bar.



Template Last Updated: July 17, 2019




FEMA

# Benefit-Cost Calculator

V.6.0 (Build 20211021.0641)

## Benefit-Cost Analysis

**Project Name:** HBMWD Reservoirs Seismic Retrofit



Map Marker	Mitigation Title	Property Type	Hazard	Benefits (B)	Costs (C)	BCR (B/C)
1	Structural @ Arcata, California		DFA - Seismic	\$ 9,100,709	\$ 5,740,690	1.59
<b>TOTAL (SELECTED)</b>				<b>\$ 9,100,709</b>	<b>\$ 5,740,690</b>	<b>1.59</b>
<b>TOTAL</b>				<b>\$ 9,100,709</b>	<b>\$ 5,740,690</b>	<b>1.59</b>



## Property Configuration

Property Title:	Structural @ Arcata, California
Property Location:	95521, Humboldt, California
Property Coordinates:	40.86766, -124.08506
Hazard Type:	Seismic
Mitigation Action Type:	Structural
Property Type:	Utilities
Analysis Method Type:	Professional Expected Damages

## Cost Estimation

Structural @ Arcata, California

Project Useful Life (years):	50
Project Cost:	\$5,740,690
Number of Maintenance Years:	50 Use Default:Yes
Annual Maintenance Cost:	\$0

Comments

•

**Project Useful Life:**

See the attached "Project Useful Life.pdf" for justification.

•

**Mitigation Project Cost:**

See the attached "8. Budget" for justification.

•

**Annual Maintenance Cost:**

This project will not add any additional maintenance costs. HBMWD already regularly inspects, paints, and maintains the three reservoirs to be retrofit for this project. See the attached "HBMWD Letter.pdf" for support.

## Damage Analysis Parameters - Damage Frequency Assessment

Structural @ Arcata, California

Year of Analysis Conducted:	2021
Year Property was Built:	1967
Analysis Duration:	55 Use Default:Yes

Comments

- 

**Analysis Year:**

The analysis was performed on 11/06/2021.

- 

**Year Built:**

See the attached "HBMWD Letter.pdf" for justification.

Utilities Properties	
Structural @ Arcata, California	
Type of Service:	Potable Water
Number of Customers Served:	88,000
Value of Unit of Service (\$/person/day):	\$114 Use Default:Yes
Total Value of Service Per Day (\$/day):	\$10,032,000

Comments

- 

**Type of Service:**

See the attached "Utility Facility Description.pdf" for justification.

- 

**Number of Customers Served:**

Size of HBMWD user base. See the attached "HBMWD Letter.pdf" for justification.

Professional Expected Damages Before Mitigation							
Structural @ Arcata, California							
Recurrence Interval (years)	POTABLE WATER	OPTIONAL DAMAGES			VOLUNTEER COSTS		TOTAL
	Impact (days)	Repairs (\$)	Bypass Line (\$)	Category 3 (\$)	Number of Volunteers	Number of Days	Damages (\$)
220	4	100,000	0	0	0	0	40,228,000
375	21	9,200,000	1,208,640	0	0	0	221,090,640

Comments

- 

**Damages Before Mitigation:**

See the attached "Justification of Damages.pdf".

Annualized Damages Before Mitigation  
Structural @ Arcata, California

Annualized Recurrence Interval (years)	Damages and Losses (\$)	Annualized Damages and Losses (\$)
220	40,228,000	177,181
375	221,080,640	589,526
	Sum Damages and Losses (\$)	Sum Annualized Damages and Losses (\$)
	261,308,640	766,707

Professional Expected Damages After Mitigation  
Structural @ Arcata, California

Recurrence Interval (years)	POTABLE WATER		OPTIONAL DAMAGES			VOLUNTEER COSTS		TOTAL
	Impact (days)	Repairs (\$)	Bypass Line (\$)	Category 3 (\$)	Number of Volunteers	Number of Days	Damages (\$)	
220	0	0	0	0	0	0	0	
375	4	100,000	0	0	0	0	40,228,000	

Comments

- **Damages After Mitigation:**  
See the attached "Justification of Damages.pdf"

Annualized Damages After Mitigation  
Structural @ Arcata, California

Annualized Recurrence Interval (years)	Damages and Losses (\$)	Annualized Damages and Losses (\$)
220	0	0
375	40,228,000	107,271
	Sum Damages and Losses (\$)	Sum Annualized Damages and Losses (\$)
	40,228,000	107,271

Benefits-Costs Summary  
Structural @ Arcata, California

Total Standard Mitigation Benefits:	\$9,100,709
Total Social Benefits:	\$0
Total Mitigation Project Benefits:	\$9,100,709
Total Mitigation Project Cost:	\$5,740,690
Benefit Cost Ratio - Standard:	1.59
Benefit Cost Ratio - Standard + Social:	1.59





# HUMBOLDT BAY MUNICIPAL WATER DISTRICT

828 SEVENTH STREET, PO BOX 95 • EUREKA, CALIFORNIA 95502-0095

OFFICE 707-443-5018 ESSEX 707-822-2918

FAX 707-443-5731 707-822-8245

EMAIL [OFFICE@HBMWD.COM](mailto:OFFICE@HBMWD.COM)

Website: [www.hbmwd.com](http://www.hbmwd.com)

**BOARD OF DIRECTORS**

SHERI WOO, PRESIDENT  
NEAL LATT, VICE-PRESIDENT  
J. BRUCE RUPP, SECRETARY-TREASURER  
MICHELLE FULLER, DIRECTOR  
DAVID LINDBERG, DIRECTOR

**GENERAL MANAGER**

JOHN FRIEDENBACH

November 12, 2021

Sara Lynch  
California Governor's Office of Emergency Services  
Hazard Mitigation Assistance Branch  
3650 Schriever Avenue  
Mather, CA 95655

**RE: Reservoirs Seismic Retrofit Project Match Commitment Letter – Revised November 12, 2021  
HMGP # 4344-PJ0040**

Dear Sara,

As part of the Hazard Mitigation Grant Program process, a local funding match is required. This letter serves as Humboldt Bay Municipal Water District's commitment to meet the matching fund requirements for the updated funding request for our Reservoirs Seismic Retrofit Project under the Hazard Mitigation Grant Program.

**Name of funding source:** Municipal customer rate payers.

**Funding type:** Wholesale water rates.

The local matching fund requirement is \$1,435,173 and is available as of November 12, 2021.

If additional federal funds are requested, an additional local match fund commitment letter is required to be submitted.

If you have any questions, please do not hesitate to contact us.

Sincerely,

John Friedenbach  
General Manager

# FINANCIALS

HUMBOLDT BAY MUNICIPAL WATER DISTRICT  
STATEMENT OF FUND BALANCES - PAGE 1 OF 2

<u>BANK ACCOUNT BALANCES AT MONTH-END</u>	November 30, 2021	November 30, 2020
<b>GENERAL ACCOUNTS</b>		
1. US Bank - General Account	3,743,235.52	1,840,177.19
2. US Bank - Xpress BillPay/Electronic Payments Account	3,461.58	7,323.08
<i>Subtotal</i>	3,746,697.10	1,847,500.27
<b>INVESTMENT &amp; INTEREST BEARING ACCOUNTS</b>		
3. US Bank - DWR/SRF Money Markey Acctn	303,377.73	303,345.11
4. US Bank - DWR/SRF Reserve CD Account	547,336.94	547,336.94
5. US Bank - PARS Investment Account	1,060,431.10	847,861.49
<i>Contributions = \$800,000 Earnings = \$260,431</i>		
6. L. A. I. F Account - General Account	1,687.78	1,687.78
7. L. A. I. F Account - MSRA Reserve Account	442,451.59	440,635.83
8. CalTRUST - Restricted Inv. Account (Medium Term)	1,329,638.18	1,320,606.21
9. CalTRUST - Unrestricted Inv. Account (Medium Term)	414,913.42	430,073.15
10. CalTRUST - DWFP Reserve Account (FedFund)	240,712.64	240,651.19
11. CalTRUST - ReMat Account (LEAF Fund)	853,711.80	653,820.71
12. CalTRUST - General Reserve Account (Short-Term)	2,382,192.13	2,380,894.46
<i>Total CalTRUST Accounts</i>	5,221,168.17	5,026,045.72
13. Humboldt County - SRF Loan Payment Account	98,416.18	98,418.50
14. Humboldt County - 1% Tax Account	-	60,242.85
15. Principle Investment Account	36,621.72	26,587.86
<i>Subtotal</i>	7,711,491.21	7,352,162.08
<b>OTHER ACCOUNTS</b>		
16. ReMat Deposit - Mellon Bank	27,000.00	27,000.00
17. Cash on Hand	650.00	650.00
18. Humboldt County - Investment Account (clsd)	-	26,559.74
19. Humboldt County - DWFP Reserve Account (clsd)	-	2,957.41
20. Humboldt County - MSRA Reserve Account (clsd)	-	1,884.65
21. Humboldt County - ReMat Account (clsd)	-	5,711.29
<i>Subtotal</i>	27,650.00	64,763.09
<b>TOTAL CASH</b>	<b>11,485,838.31</b>	<b>9,264,425.44</b>



HUMBOLDT BAY MUNICIPAL WATER DISTRICT  
STATEMENT OF FUND BALANCES - PAGE 2 OF 2



<u>FUND BALANCES AT MONTH-END</u>	November 30, 2021	November 30, 2020
<b>RESTRICTED FUNDS - ENCUMBERED</b>		
1. Prior-Year Price Factor 2 Rebate	(2,093.60)	(15,301.49)
2. Prior-Year Restricted AP Encumbrances	(347,059.00)	(156,304.00)
3. Advanced Charges - 12Kv Relocation	(513,866.67)	-
4. Advanced Charges - 18,000lb Excavator	-	(222,800.00)
5. Advanced Charges - 3x Tank Seismic Retrofit	(1,113,103.67)	(239,726.00)
6. Advanced Charges - Cathodic Protection Project	(110,416.65)	(41,665.00)
7. Advanced Charges - Collector 2 Rehabilitation	(729,848.49)	(665,857.00)
8. Advanced Charges - On-Site Generation of Chlorine	(818,612.60)	(449,528.00)
9. Advanced Charges - Redundant Pipeline	(180,895.65)	(120,835.00)
10. Advanced Charges - TRF Emergency Generator	(331,250.00)	(285,415.00)
10a. 3AC Collected Funds - TRF Emergency Generator	(216,660.06)	-
11. Advanced Funding - Community Power Resiliency	(215,000.00)	-
12. Advanced Charges - Assist. Spillway Seismic Grant	(10,416.65)	-
<i>Subtotal</i>	(4,589,223.04)	(2,197,431.49)
<b>RESTRICTED FUNDS - OTHER</b>		
12. 1% Tax Credit to Muni's	-	(59,076.16)
13. DWR Reserve for SRF Payment	(303,377.73)	(303,345.11)
14. DWR Reserve for SRF Loan	(547,336.94)	(547,336.94)
15. Pension Trust Reserves	(1,060,431.10)	(847,861.49)
16. ReMat Deposit	(27,000.00)	(27,000.00)
17. HB Retail Capital Replacement Reserves	(101,218.08)	(70,314.34)
<i>Subtotal</i>	(2,039,363.85)	(1,854,934.04)
<b>UNRESTRICTED FUNDS</b>		
<b>BOARD RESTRICTED</b>		
18. MSRA Reserves	(444,139.37)	(442,323.61)
19. DWFP Reserves	(240,712.64)	(240,651.19)
20. ReMat Reserves	(853,711.80)	(656,685.99)
21. Paik-Nicely Development	(4,158.00)	(4,158.00)
22. Principle Investment Reserves	(36,621.72)	(26,587.86)
22a. Northern Mainline Extension Study Prepayment	(3,464.73)	-
<i>Subtotal</i>	(1,582,808.26)	(1,370,406.65)
<b>UNRESTRICTED RESERVES</b>		
23. Accumulation for SRF Payment	(98,416.18)	(188,071.70)
24. Accumulation for Ranney/Techite Payment	51,272.66	22,177.07
25. General Fund Reserves	(3,227,299.64)	(3,681,391.07)
<i>Subtotal</i>	(3,274,443.16)	(3,841,653.26)
<b>TOTAL NET POSITION</b>	<b>(11,485,838.31)</b>	<b>(9,264,425.44)</b>

HUMBOLDT BAY MUNICIPAL WATER DISTRICT

REVENUE REPORT

November 30, 2021

42%  
Of Budget Year



**A. REVENUE RETURNED TO CUSTOMERS VIA PF2**

	MTD RECEIPTS	YTD RECEIPTS	PRIOR YEAR	BUDGET	% OF BUDGET
<b>1. Humboldt Bay Retail Water Revenue</b>	23,451	127,821	134,490	375,000	34%
<b>General Revenue</b>					
Interest	0	0	0	0	0%
FCSD Contract (Maint. & Operations)	15,279	112,854	105,156	225,000	50%
Power Sales (Net ReMat)	9,774	25,017	18,800	125,000	20%
Tax Receipts (1% Taxes)	0	0	0	875,000	0%
<b>2. Miscellaneous Revenue*</b>	2,145	91,753	35,928	50,000	184%
<i>*Detail on following page</i>					
<b>TOTAL PF2 REVENUE CREDITS</b>	<b>50,649</b>	<b>357,446</b>	<b>294,374</b>	<b>1,650,000</b>	<b>22%</b>

**B. DISTRICT REVENUE**

	MTD RECEIPTS	YTD RECEIPTS	PRIOR YEAR	BUDGET	% OF BUDGET
<b>3. Industrial Water Revenue</b>					
Harbor District	207	207	293	0	0
<i>Subtotal Industrial Water Revenue</i>	<i>207</i>	<i>207</i>	<i>293</i>	<i>0</i>	<i>0</i>
<b>4. Municipal Water Revenue</b>					
City of Arcata	117,611	576,595	527,412	1,457,266	40%
City of Blue Lake	15,910	77,725	73,977	190,603	41%
City of Eureka	272,767	1,341,384	1,247,318	3,368,178	40%
Fieldbrook CSD	15,345	75,148	69,107	185,228	41%
Humboldt CSD	83,548	425,379	406,614	1,061,800	40%
Manila CSD	6,686	32,107	29,722	79,725	40%
McKinleyville CSD	96,174	470,396	430,359	1,188,443	40%
<i>Subtotal Municipal Water Revenue</i>	<i>608,040</i>	<i>2,998,733</i>	<i>2,784,508</i>	<i>7,531,243</i>	<i>40%</i>
<b>TOTAL INDUSTRIAL &amp; WHOLESALE REVENUE</b>	<b>608,247</b>	<b>2,998,940</b>	<b>2,784,801</b>	<b>7,531,243</b>	<b>40%</b>
<b>5. Power Sales</b>					
Power Sales (ReMat Revenue)	22,213	53,377	36,810	300,000	18%
Interest (ReMat Revenue)	0	0	5,620	0	
<b>TOTAL REMAT REVENUE</b>	<b>22,213</b>	<b>53,377</b>	<b>42,430</b>	<b>300,000</b>	<b>18%</b>
<b>6. Other Revenue and Grant Reimbursement</b>					
HB Retail Capital Replacement Rev.	3,484	18,654	18,451		
FCSD Contract (Admin & Overhead)	8,776	44,104	47,125		
FEMA/CalOES Grant Revenue	0	37,036	0		
SWRCB In-Stream Flow Grant Revenue	4,079	13,103	0		
Quagga Grant (Pass-Through)	0	3,700	0		
August Complex Fire Recovery	25,113	44,187	0		
Interest - Muni PF2 Retained	3	662	24,230		
Net Increase/(Decrease) Investment Accounts	26,641	8,637	40,059		
<b>TOTAL OTHER/GRANT REVENUE</b>	<b>68,097</b>	<b>170,083</b>	<b>129,865</b>		
<b>GRAND TOTAL REVENUE</b>	<b>749,206</b>	<b>3,579,845</b>	<b>3,251,471</b>	<b>9,481,243</b>	<b>38%</b>



HUMBOLDT BAY MUNICIPAL WATER DISTRICT  
 MISCELANEOUS REVENUE - DETAIL REPORT  
 November 30, 2021

**B. MISCELLANEOUS RECEIPTS (RETURNED TO CUSTOMERS VIA PF2)**

	MTD RECEIPTS	YTD RECEIPTS
<u>Miscellaneous Revenue</u>		
Dividend - Principal Life	-	336
Fees - Park Use	-	50
Rebate - CALCard	-	235
Refund - Diesel Fuel Tax	-	-
Refunds - Miscellaneous	-	-
Reimb - Blue Lake SCADA/Internet Monthly Fees	51	204
Reimb. - Copies & Postage	13	44
Reimb. - Gas	-	-
Reimb. - Telephone	3	3.23
UB - Water Processing Fees	-	150
UB - Hydrant Rental Deposit/Use	1,998	10,487
Sale of Scrap Metal	-	77
Retirees' Health Ins./COBRA Reimb.	-	21,350
	-	-
<u>Ruth Area</u>		
Lease - Don Bridge	-	-
Rent - Ruth Cabin	80	1,130
August Complex Wildfire FEMA Reimbursement	-	57,687
<b>TOTAL MISCELANEOUS REVENUE</b>	<b>2,145</b>	<b>91,753</b>



HUMBOLDT BAY MUNICIPAL WATER DISTRICT  
 ALL - MONTHLY EXPENDITURE REPORT - PAGE 1 OF 3  
 November 30, 2021

42%  
 Of Budget Year




**SALARY AND EMPLOYEE BENEFIT EXPENDITURES (S. E. B.)**

	Month-to-Date	Year-to-Date	Prior Year	Budget	% of Budget
<b>Compensation</b>					
1. Wages - Regular	183,338.88	916,316.09	814,515.95	2,345,318	44%
1a. COVID Essential Service Pay*	(8,996.97)	(37,077.76)	-	(83,700)	44%
2. Wages - Sick	9,758.93	30,261.48	19,388.72		
3. Wages - Vacation	16,318.88	81,942.19	72,500.55		
<i>Subtotal</i>	200,419.72	991,442.00	906,405.22	2,261,618	44%
4. Wages - Overtime	884.13	4,142.67	14,738.50	15,000	
5. Wages - Holiday (Worked)	1,050.36	2,788.76	2,554.33	15,000	
<i>Subtotal</i>	1,934.49	6,931.43	17,292.83	30,000	23%
6. Wages - Part-Time	1,417.24	6,165.79	17,445.01	97,557	6%
7. Wages - Shift Differential	918.48	4,339.12	4,369.92	11,000	39%
8. Wages - Standby	7,785.95	35,387.72	32,668.28	81,000	44%
9. Director Compensation	1,360.00	9,920.00	9,120.00	26,000	38%
10. Secretarial Fees	262.50	1,312.50	1,312.50	3,200	41%
11. Payroll Tax Expenses	16,358.55	82,450.09	75,082.32	198,150	42%
11a. COVID Ess. P/R Tax*	(688.27)	(2,836.45)	-	(7,100)	40%
<i>Subtotal</i>	27,414.45	136,738.77	139,998.03	409,807	33%
<b>Employee Benefits</b>					
12. Health, Life, & LTD Ins.	57,089.10	289,420.12	272,478.68	720,570	40%
13. Air Medical Insurance	65.00	1,954.00	1,755.00	2,210	88%
14. Retiree Medical Insurance	11,206.79	55,960.49	62,468.88	92,323	61%
15. Employee Dental Insurance	2,834.64	14,209.91	13,567.58	40,839	35%
16. Employee Vision Insurance	612.48	3,023.01	2,997.19	7,572	40%
17. Employee EAP	78.54	387.67	416.40	1,116	35%
18. 457b District Contribution	2,750.00	13,325.00	12,550.00	30,600	44%
19. CalPERS Expenses	26,970.89	385,012.90	335,617.45	581,759	66%
20. Workers Comp Insurance	-	49,808.17	42,526.70	109,557	45%
<i>Subtotal</i>	101,607.44	813,101.27	744,377.88	1,586,546	51%
<b>TOTAL S.E.B</b>	<b>331,376.10</b>	<b>1,948,213.47</b>	<b>1,808,073.96</b>	<b>4,287,971</b>	<b>45%</b>

\*As approved by the Board of Directors on March 11, 2021, COVID Essential Service Pay Increase is funded via District reserves.

HUMBOLDT BAY MUNICIPAL WATER DISTRICT  
MONTHLY EXPENDITURE REPORT - PAGE 2 OF 3  
November 30, 2021

42%  
Of Budget Year



**SERVICE & SUPPLY EXPENDITURES (S & S)**

	Month-to-Date	Year-to-Date	Prior Year	Budget	% of Budget
<b>Operations &amp; Maintenance</b>					
1. Auto Maintenance	5,310.04	22,457.86	15,094.46	39,700	57%
2. Engineering	4,847.50	16,356.25	10,962.39	75,000	22%
3. Lab Expenses	905.00	4,283.00	7,657.00	13,000	33%
4. Maintenance & Repairs					
General	3,212.22	14,089.20	5,324.34	47,000	30%
TRF	2,493.96	7,229.68	2,254.05	17,000	43%
<i>Subtotal</i>	<i>5,706.18</i>	<i>21,318.88</i>	<i>7,578.39</i>	<i>64,000</i>	<i>33%</i>
5. Materials & Supplies					
General	4,612.09	26,212.25	22,795.81	42,000	62%
TRF	1,587.02	13,742.98	3,796.25	35,000	39%
<i>Subtotal</i>	<i>6,199.11</i>	<i>39,955.23</i>	<i>26,592.06</i>	<i>77,000</i>	<i>52%</i>
6. Radio Maintenance	553.90	2,769.50	2,675.00	8,500	33%
7. Ruth Lake License	-	1,500.00	1,500.00	1,500	100%
8. Safety Equip./Training					
General	1,845.53	8,672.74	8,685.75	22,000	39%
TRF	-	377.98	626.00	2,000	19%
<i>Subtotal</i>	<i>1,845.53</i>	<i>9,050.72</i>	<i>9,311.75</i>	<i>24,000</i>	<i>38%</i>
9. Tools & Equipment	179.07	2,163.19	1,873.23	5,000	43%
10. USGS Meter Station	-	-	-	8,500	0%
<i>Operations Subtotal</i>	<i>25,546.33</i>	<i>119,854.63</i>	<i>83,244.28</i>	<i>316,200</i>	<i>38%</i>

**General & Administration**

11. Accounting Services	7,177.50	10,092.50	1,800.00	18,000	56%
12. Bad Debt Expense	-	-	-	-	0
13. Dues & Subscriptions	805.00	36,034.98	22,559.50	33,000	109%
14. General Manager Training	99.00	388.52	-	3,000	13%
15. IT & Software Maintenance	1,864.52	11,048.16	12,236.79	31,000	36%
16. Insurance	47,147.25	85,684.62	86,792.90	111,000	77%
17. Internet	1,077.53	4,803.34	4,114.19	10,000	48%
18. Legal Services	5,560.50	8,475.00	18,338.00	35,000	24%
19. Miscellaneous	(94.00)	1,529.74	2,321.14	11,500	13%
20. Office Building Maint.	1,113.40	5,960.85	5,840.41	16,000	37%
21. Office Expense	2,770.93	15,028.34	21,495.82	40,500	37%
22. Professional Services	-	4,246.00	184.47	20,000	21%
23. Property Tax	-	2,006.00	945.00	1,000	201%

HUMBOLDT BAY MUNICIPAL WATER DISTRICT  
MONTHLY EXPENDITURE REPORT - PAGE 3 OF 3  
November 30, 2021



**SERVICE & SUPPLY EXPENDITURES (con't)**

	Month-to-Date	Year-to-Date	Prior Year	Budget	% of Budget
24. Regulatory Agency Fees	57,573.54	78,758.32	61,032.89	179,500	44%
25. Ruth Lake Programs	-	-	-	5,000	0%
26. Safety Apparel	-	(31.00)	(52.00)	3,000	-1%
27. Technical Training	-	1,529.36	524.00	14,500	11%
28. Telephone	3,949.12	14,666.38	18,842.30	40,000	37%
29. Travel & Conference	323.23	1,485.40	(344.00)	25,000	6%
<i>Gen. &amp; Admin. Subtotal</i>	<i>129,367.52</i>	<i>281,706.51</i>	<i>256,631.41</i>	<i>597,000</i>	<i>47%</i>
<b>Power</b>					
30. Essex - PG & E	34,593.89	365,642.72	311,895.56		
31. 2Mw Generator Fuel	2,274.57	2,274.57	3,358.48		
<i>Subtotal Essex Pumping</i>	<i>36,868.46</i>	<i>367,917.29</i>	<i>315,254.04</i>		
32. All other PG & E	8,627.41	32,377.72	31,436.29		
<i>Subtotal All Power</i>	<i>45,495.87</i>	<i>400,295.01</i>	<i>346,690.33</i>	<i>787,500</i>	<i>51%</i>
<b>Total Service and Supplies incl. Power</b>	<b>200,409.72</b>	<b>801,856.15</b>	<b>686,566.02</b>	<b>1,700,700</b>	<b>47%</b>

**PROJECTS, FIXED ASSETS & CONSULTING SERVICES**

	Month-to-Date	Year-to-Date	Budget	% of Budget
	133,575.00	792,136.00	14,298,086	6%

<b>GRAND TOTAL EXPENSES</b>	<b>665,360.82</b>	<b>3,542,205.62</b>	<b>2,494,639.98</b>	<b>20,286,757</b>	<b>17%</b>
-----------------------------	-------------------	---------------------	---------------------	-------------------	------------

33. Debt Service - SRF Loan	-	-	-	547,337	0%
34. Debt Service - US Bank	-	81,399.90	81,399.90	81,100	100%

**TOTAL EXPENSES WITH DEBT SERVICE**

	<b>666,151.18</b>	<b>3,628,391.68</b>	<b>2,576,039.88</b>	<b>20,915,194</b>	
--	-------------------	---------------------	---------------------	-------------------	--

**OTHER EXPENSES**

35. ReMat Consultant Exp.	790.36	4,786.16	6,086.20		
36. Capital Replacement Exp.	-	-	157.88		



# HUMBOLDT BAY MUNICIPAL WATER DISTRICT PROJECT PROGRESS REPORT

November 30, 2021

42% Of Budget Year



## A. CAPITAL PROJECTS

	MTD	YTD		% OF
ACTIVE GRANT FUNDED CAPITAL PROJECTS	EXPENSES	TOTAL	BUDGET	BUDGET
1 Grant - 12kV Switchgear Relocation <i>(\$3M - FEMA, Approved)</i>	61,943	312,622	2,533,041	12%
2 Grant - Collector 2 Rehabilitation <i>(\$1.6M - NCRP Prop 1, Approved)</i>	13,559	54,861	1,487,835	4%
3 Grant - 3x Tank Seismic Retro <i>(\$3.5M - FEMA, Phase 1 Approved)</i>	3,994	66,887	3,424,817	2%
4 Grant - Community Power Resiliency <i>(\$215k CalOES, Approved)</i>	0	0	215,000	0%
5 Grant - Collector Mainline Redundancy Pipeline <i>(Treatment/Base Facility Project, \$3.1M - FEMA, In Process)</i>	0	12,071	0	0
6 Grant - TRF Generator <i>(Treatment Facility Project, \$1.9M - FEMA, In Process)</i>	0	0	0	0
<b>NON-GRANT FUNDED CAPITAL PROJECTS</b>				
7 On-Site Generation of Chlorine <i>(\$850k - FY22, Treatment Facility Project)</i>	0	0	850,000	0%
8 Prof. Services for New Capital Debt	0	0	81,100	0%
9 Power and Fiber Optic Link to Collector 2, Phase 2	0	0	44,000	0%
10 Line Shed #8	0	0	61,750	0%
11 TRF Filter Building, Mezzanine EOC <i>(Treatment Facility Project)</i>	807	6,687	10,750	62%
12 TRF Line Shed 5 Ramp and Concrete Work <i>(Treatment Facility Project)</i>	0	416	2,000	21%
13 Solar at Eureka Main Office	0	0	30,000	0%
14 CalFire Fuel Reduction Contract	0	16	50,000	0%
<b>TOTAL CAPITAL PROJECTS</b>	<b>80,303</b>	<b>453,558</b>	<b>8,790,293</b>	<b>5%</b>

## B. EQUIPMENT AND FIXED ASSET PROJECTS

	MTD	YTD		% OF
	EXPENSES	TOTAL	BUDGET	BUDGET
15 FY22 Replace ESSEX Administrative Computers	0	2,236	6,300	35%
16 Replace 1 of 3 Essex Admin Servers	0	0	11,000	0%
17 Collector Lube Oil Detection System	0	70	8,250	1%
18 Replace Unit 9	0	0	82,000	0%
19 Hydraulic Oil Filtering Cart	0	129	3,750	3%
20 Tools and Storage For Elec/Maint Shops & Trucks	162	2,015	5,000	40%
21 Backflow Test Kit	0	0	1,500	0%
22 Unit 5 Truck Upgrades	0	263	2,250	12%
23 Portable Chlorination Dosing Skid	0	0	11,750	0%
24 Drum Handling Equipment <i>(Treatment Facility Project)</i>	0	0	2,000	0%

HUMBOLDT BAY MUNICIPAL WATER DISTRICT  
PROJECT PROGRESS REPORT - PAGE 2 OF 5  
November 30, 2021

42% Of Budget Year



**B. EQUIPMENT AND FIXED ASSET PROJECTS (con't)**

	MTD EXPENSES	YTD TOTAL	BUDGET	% OF BUDGET
25 TRF Chemical Building PLC Module Expansion <i>(Treatment Facility Project)</i>	0	0	3,250	0%
26 Replace Alum Pumps <i>(Treatment Facility Project)</i>	0	0	17,250	0%
27 FY22 Replace EUREKA Administrative Computers	0	0	3,500	0%
28 Replace Ruth HQ UV Water Treatment System	0	0	2,500	0%
29 Purchase Portable Radios for Ruth	0	0	2,250	0%
30 Penstock Ventilation System	0	0	4,250	0%
31 Utility Work, Inspection and Response Boat	0	41,024	81,750	50%
31A Collector 2-4 Power Feed Replacement	5,836	30,479	50,000	61%
<b>TOTAL EQUIPMENT &amp; FIXED ASSET PROJECTS</b>	<b>5,997</b>	<b>76,216</b>	<b>248,550</b>	<b>31%</b>

**C. MAINTENANCE PROJECTS**

	MTD EXPENSES	YTD TOTAL	BUDGET	% OF BUDGET
32 FY22 Pipeline Maintenance	0	315	14,000	2%
33 FY22 12kV Electric System Maintenance	0	0	4,200	0%
34 FY22 Main Line Meter Flow Calibration	0	0	14,000	0%
35 FY22 Technical Support & Software Updates	1,568	17,447	29,000	60%
36 FY22 Generator Services	626	1,722	3,500	49%
37 FY22 Hazard & Diseased Tree Removal	0	0	8,000	0%
38 FY22 Cathodic Protection	0	0	6,500	0%
39 FY22 Maintenance Emergency Repairs	0	10,254	50,000	21%
40 FY22 Fleet Paint Repairs	0	0	5,000	0%
41 Partical Counter Calibration	0	2,194	1,250	176%
42 Replace Collector 4 Cable	0	0	8,250	0%
43 Cyber Assessment	0	0	19,250	0%
44 Power Pole/Line Inspection/Maintenance	0	0	17,500	0%
45 Collector MCC Breaker & Door Switch Replacement	0	0	73,000	0%
46 Upgrade Microsoft Office - Essex	0	72	1,250	6%
47 Security Fencing Replacement - Essex & Samoa BPS	0	0	93,000	0%
48 Lighting Upgrades for Shop/Collectors/Line Sheds	0	227	9,750	2%
49 Collector 1 Interior Painting	0	0	41,750	0%
50 FY22 TRF Generator Service <i>(Treatment Facility Project)</i>	88	88	500	18%
51 FY22 TRF Limitorque Valve Retrofit Supplies <i>(Treatment Facility Project)</i>	0	0	14,500	0%
52 Replace One WWR Pump P551 VFD <i>(Treatment Facility Project)</i>	0	0	5,750	0%
53 TRF Sludge Bed Gutter Replacement <i>(Treatment Facility Project)</i>	0	0	10,000	0%
54 TRF Process Pumps <i>(Treatment Facility Project)</i>	0	1,318	3,000	44%

HUMBOLDT BAY MUNICIPAL WATER DISTRICT  
PROJECT PROGRESS REPORT - PAGE 3 OF 5  
November 30, 2021

42% Of Budget Year



**C. MAINTENANCE PROJECTS (con't)**

	MTD EXPENSES	YTD TOTAL	BUDGET	% OF BUDGET
55 TRF Instrumentation Replacement <i>(Treatment Facility Project)</i>	0	6,029	15,750	38%
56 TRF Valve Network Upgrade (Phase 1 of 5) <i>(Treatment Facility Project)</i>	0	0	15,750	0%
57 FY22 Brush Abatement Ruth Hydro	0	0	6,500	0%
58 FY22 Howell Bungler Valve Inspection	0	0	1,000	0%
59 FY22 LTO Insurance	0	0	5,000	0%
60 FY22 Log Boom Inspection	0	651	1,500	43%
61 FY22 Spillway Repairs	3,270	5,257	15,000	35%
62 Ruth Logboom Interconnection Plates	0	0	16,500	0%
63 Woody Debris Removal	0	0	30,000	0%
64 Lease Lots Surveys	0	0	25,000	0%
64A TRF Sump Pump Project	6,507	6,507	7,000	93%
65 FEMA - Fire Disaster Recovery	1,058	2,317	0	0
66 Grant - FEMA - COVID-19 Pandemic	30	364	0	0
<b>TOTAL MAINTENANCE PROJECTS</b>	<b>13,148</b>	<b>54,763</b>	<b>571,950</b>	<b>10%</b>

**D. PROFESSIONAL & CONSULTING SERVICES**

	MTD EXPENSES	YTD TOTAL	BUDGET	% OF BUDGET
67 FY22 Crane Testing/Certification	0	0	10,000	0%
68 FY22 Chlorine System Maintenance	1,149	1,149	16,750	7%
69 FY22 Backflow Tester Training	0	350	3,000	12%
70 FY22 Hydro Plant Annual Electrical and Maintenance	0	0	4,000	0%
71 CAISO Meter Inspection Calibration	0	0	4,000	0%
72 FY22 Crane Operator Re-Certification	0	7	21,250	0%
73 ATS Pro-IT Support	4,730	4,730	23,500	20%
74 Essex Mad River Cross-Sectional Survey	527	12,077	12,000	101%
75 FY22 Technical Training	0	0	23,250	0%
76 FY22 O & M Training	0	0	20,000	0%
77 Public Education Funds	0	0	5,000	0%
78 Water Quality Monitoring Plan	0	373	30,000	1%
79 GIS / FIS Ruth Area, Including Internship	0	0	5,000	0%
80 Collector Arc Flash Study Update/Breaker Test	0	0	20,000	0%
81 CalFire Forest Health Grant	0	0	20,000	0%
82 FY22 Mad River Regulatory Compliance Assistance	0	0	50,000	0%
83 Annual Section 115 Pension Trust Contribution	0	50,000	50,000	100%
84 Grant Applications Assistance	0	0	20,000	0%
85 Inundation Mapping	0	0	50,000	0%
86 Collector 4 Restoration	0	0	5,000	0%



HUMBOLDT BAY MUNICIPAL WATER DISTRICT  
PROJECT PROGRESS REPORT - PAGE 4 OF 5  
November 30, 2021

42% Of Budget Year

**D. PROFESSIONAL & CONSULTING SERVICES (CONT)**

	MTD EXPENSES	YTD TOTAL	BUDGET	% OF BUDGET
87 FERC Part 12 - Independent Consultant & Engineer	1,075	57,714	110,000	52%
88 FERC Dam Safety Surveillance and Monitoring Report	0	223	5,000	4%
89 FERC Chief Dam Safety Engineer	0	307	12,000	3%
90 Dam Spillway Wall Monument Survey	0	0	16,000	0%
91 Spillway Repair, Dam Inspection & Reporting Assist	0	4,982	5,000	100%
92 Assessments of Spillway Drains/Floor/Flip Bucket	0	0	120,000	0%
<b>TOTAL PROF/CONSULTING SERVICES</b>	<b>7,480</b>	<b>131,911</b>	<b>660,750</b>	<b>20%</b>

**E. INDUSTRIAL SYSTEM PROJECTS**

93 Maintain Water Supply to Industrial Pump Station 6	0	0	13,250	0%
<b>TOTAL INDUSTRIAL SYSTEM PROJECTS</b>	<b>0</b>	<b>0</b>	<b>13,250</b>	<b>0%</b>

**F. CARRY-OVER PROJECTS FROM PRIOR YEAR**

94 Collector 5 Security & Anti-Vandalism Measures	0	0	7,500	0%
<b>TOTAL CARRYOVER PROJECTS</b>	<b>0</b>	<b>0</b>	<b>7,500</b>	<b>0%</b>

**G. PROJECTS NOT CURRENTLY CHARGED TO MUNICIPAL CUSTOMERS**

	MTD EXPENSES	YTD TOTAL	BUDGET	% OF BUDGET
95 Streambed Flow Enhancement Grant <i>(DWR Grant)</i>	0	5,859	449,902	1%
96 Refurbish PS-6 (Phase 1) <i>(EDA Grant &amp; Reserves)</i>	0	0	3,500,000	0%
97 I/W System Evaluation Memo <i>(Reserves)</i>	0	0	26,000	0%
98 PS6 Gravel Bar Work <i>(Reserves)</i>	0	0	76,100	0%
99 Industrial System Assistance <i>(Reserves)</i>	0	0	10,000	0%
100 I/W Reservoir Overflow Dissipator Maint/Hardening <i>(Reserves)</i>	0	0	9,500	0%
101 Clean-Out Industrial Water Tank <i>(Reserves)</i>	0	0	25,000	0%
102 Domestic Water for Nordic <i>(Reserves/Nordic)</i>	0	278	5,000	6%
103 Industrial and Domestic System Intertie <i>(Reserves)</i>	0	0	32,000	0%
<b>TOTAL NOT CHARGED TO CUSTOMERS</b>	<b>0</b>	<b>6,137</b>	<b>4,133,502</b>	<b>0%</b>

HUMBOLDT BAY MUNICIPAL WATER DISTRICT  
PROJECT PROGRESS REPORT - PAGE 5 OF 5  
November 30, 2021

42% Of Budget Year



**H. ADVANCED CHARGES & DEBIT SERVICE FUNDS COLLECTED - FY22**

	MTD	YTD	BUDGET	% BUDGET
104 Grant - Collector Mainline Redundancy Pipeline <i>(Treatment/Base Facility Project, \$3.1M - FEMA, In Process)</i>	3,333	16,667	40,000	42%
105 Cathodic Protection Project <i>(\$405k, FY22)</i>	2,083	10,417	25,000	42%
106 On-Site Generation of Chlorine <i>(\$850k - FY22, Treatment Facility Project)</i>	4,484	22,420	53,807	42%
107 Grant - TRF Generator <i>(Treatment Facility Project, \$1.9M - FEMA, In Process)</i>	6,250	31,250	75,000	42%
108 Grant - Adv. Assistance Spillway Seismic <i>(\$1.9M - FEMA, In Process)</i>	2,083	10,417	25,000	42%
109 Ranney Collector 3/Techite Debit Service Funds	7,373	36,864	81,100	45%
<b>TOTAL ADVANCED CHARGES COLLECTED - FY21</b>	<b>25,607</b>	<b>128,033</b>	<b>299,907</b>	<b>43%</b>

**PROJECT PROGRESS REPORT SUMMARY OF ALL ACTIVITY**

CUSTOMER CHARGES	MTD	YTD	BUDGET	% BUDGET
TOTAL NON-GRANT FUNDED CAPITAL PROJECTS*	807	19,189	279,600	7%
TOTAL EQUIPMENT & FIXED ASSET PROJECTS	5,997	76,216	248,550	31%
TOTAL MAINTENANCE PROJECTS	13,148	54,763	571,950	10%
TOTAL PROF/CONSULTING SERVICES	7,480	131,911	660,750	20%
TOTAL INDUSTRIAL SYSTEM PROJECTS	0	0	13,250	0%
TOTAL CARRYOVER PROJECTS	0	0	7,500	0%
TOTAL ADVANCED CHARGES/DEBIT SERVICE - FY21	25,607	128,033	299,907	43%
<b>TOTAL CUSTOMER CHARGES</b>	<b>\$53,039</b>	<b>\$410,111</b>	<b>\$2,081,507</b>	<b>20%</b>

\*EXCLUDES ON-SITE GENERATION OF CHLORINE

NON-CUSTOMER CHARGES (CURRENT FY)	MTD	YTD	BUDGET	% BUDGET
TOTAL GRANT FUNDED CAPITAL PROJECTS	79,495	434,370	7,660,693	6%
TOTAL NON-CUSTOMER CHARGES	0	6,137	4,133,502	0%
TOTAL USE OF ENCUMBERED FUNDS	8,272	82,325	429,384	19%
<b>TOTAL NON-CUSTOMER CHARGES</b>	<b>\$87,767</b>	<b>\$522,832</b>	<b>\$12,223,579</b>	<b>4%</b>
<b>GRAND TOTAL PROJECT BUDGET ACTIVITY</b>	<b>\$140,807</b>	<b>\$932,943</b>	<b>\$14,305,086</b>	<b>7%</b>



HUMBOLDT BAY MUNICIPAL WATER DISTRICT  
ENCUMBERED FUNDS RECONCILIATION REPORT  
November 30, 2021



	MTD EXPENSES	YTD TOTAL	AMOUNT ENCUMBERED	REMAINING
<b>A. CAPITAL PROJECTS</b>				
1 Tesla Battery Project - ESSEX	0	0	5,000	5,000
2 Tesla Battery Project - TRF	68	10,644	12,500	1,856
3 Replacement Server Rack - Eureka Office	2,391	2,391	5,500	3,109
4 Fiber Optic Link - Collector 2 (Phase 1)	0	0	28,500	28,500
5 Techite Intertie Location Abandonment	0	0	5,000	5,000
6 Headquarters Remodel	0	5,555	120,000	114,445
<b>B. EQUIPMENT &amp; FIXED ASSET PROJECTS</b>				
7 Transformer at Hydro Plant	0	0	100,000	100,000
8 Headquarters & Bunkhouse Generator	0	931	1,500	569
9 Curbing on Mad River Road	0	0	5,600	5,600
10 18,000 Lb. Excavator	0	1,259	1,500	241
11 Tractor	0	0	600	600
12 Front Office Doors	0	4,910	6,000	1,090
<b>C. MAINTENANCE PROJECTS</b>				
13 FY21 Cathodic Protection	0	0	6,500	6,500
14 Surge Tank Refurbishments	0	860	1,000	140
15 FY21 TRF Limitorque Valve Retrofit Supplies	0	13,434	13,300	(134)
16 FY21 Chemical Pump Spare Parts Inventory	0	805	5,250	4,445
17 Hydro Plant Annual Elect. & Maintenance Inspection	0	0	2,050	2,050
18 FY21 Chlorine System Maintenance	0	2,217	2,800	583
<b>D. PROFESSIONAL &amp; CONSULTING SERVICES</b>				
19 404 Permit Assistance	0	0	30,000	30,000
20 FY21 Hazard/Diseased Tree Removal	0	700	700	0
21 FY21 Essex Mad River Cross-Sectional Survey	0	0	1,075	1,075
22 FERC Part 12 - Plunge Pool Underwater Inspection	0	8,300	8,300	0
23 FERC Part 12 - Ind. Consultant Insp. (FY22)	5,814	10,829	12,700	1,871
24 FERC - Dam Safety Engineer	0	3,258	2,000	(1,258)
25 Col. 2 Underground 12Kv Power/Fiber Optic	0	3,886	8,680	4,794
26 Spillway Inundation Map	0	0	20,000	20,000
<b>E. FY20 SERVICE &amp; SUPPLY BUDGET</b>				
27 AUTO EXPENSE/MAINTENANCE	0	7628	7,628	0
28 MAINTENANCE & REPAIRS	0	218	6,684	6,466
29 MATERIALS & SUPPLIES	0	4500	5,000	500
30 TOOLS & EQUIPMENT	0	0	1,036	1,036
31 PROFESSIONAL SERVICES	0	0	2,981	2,981

<b>ENCUMBERED FUNDS TOTAL</b>	<b>8,272</b>	<b>82,325</b>	<b>429,384</b>	<b>347,059</b>
-------------------------------	--------------	---------------	----------------	----------------



Humboldt Bay Municipal Water District

--Monthly Expenses by Vendor Detail Report--  
Report dates: 11/1/2021-11/30/2021Page: 1  
Nov 30, 2021 04:10PM

Vendor Name	Date Paid	Description	Amount Paid
<b>101 NETLINK</b>			
101 NETLINK	11/01/2021	<i>Ruth Data Link/Internet</i>	180.00
Total 101 NETLINK:			180.00
<b>ACWA/JPIA</b>			
ACWA/JPIA	11/19/2021	<i>RETIREE MEDICAL</i>	11,123.03
ACWA/JPIA	11/19/2021	<i>COBRA Dental</i>	65.20
ACWA/JPIA	11/19/2021	<i>COBRA Vision</i>	18.56
ACWA/JPIA	11/29/2021	<i>Auto and General Liability Program</i>	44,731.42
ACWA/JPIA	11/29/2021	<i>Auto and General Liability Program</i>	2,415.83
ACWA/JPIA	11/29/2021	<i>Auto and General Liability Program</i>	15,715.75
Total ACWA/JPIA:			74,069.79
<b>Advanced Security Systems</b>			
Advanced Security Systems	11/10/2021	<i>Ruth Hydro Quarterly Alarm System Monitoring</i>	79.50
Total Advanced Security Systems:			79.50
<b>AirGas NCN</b>			
AirGas NCN	11/30/2021	<i>equipment maintenance</i>	140.34
Total AirGas NCN:			140.34
<b>Allied Electronics Inc</b>			
Allied Electronics Inc	11/30/2021	<i>Fieldbrook-Glendale CSD Pump Station Contactor replacement</i>	29.83
Allied Electronics Inc	11/30/2021	<i>Fieldbrook-Glendale Pump Station contactor replacement</i>	1,559.77
Allied Electronics Inc	11/30/2021	<i>Fieldbrook-Glendale CSD Pump Station contactor</i>	274.81
Total Allied Electronics Inc:			1,864.41
<b>AT &amp; T</b>			
AT & T	11/17/2021	<i>Eureka/Essex Land Line</i>	35.37
AT & T	11/17/2021	<i>Arcata/Essex Land Line</i>	35.37
AT & T	11/17/2021	<i>Samoa/Essex Land Line</i>	237.17
AT & T	11/17/2021	<i>Eureka Office/Modem</i>	186.74
AT & T	11/17/2021	<i>Eureka Office Alarm Line</i>	182.31
AT & T	11/17/2021	<i>Samoa Booster Pump Station</i>	184.87
AT & T	11/17/2021	<i>Valve Building - Samoa</i>	186.74
AT & T	11/17/2021	<i>Eureka Office</i>	734.95
AT & T	11/17/2021	<i>TRF</i>	182.26
AT & T	11/17/2021	<i>Ruth Hydro Data Line</i>	182.31
AT & T	11/17/2021	<i>Essex office/Modem/Essex Alarm System</i>	182.31
AT & T	11/29/2021	<i>SIMS Service</i>	377.07
Total AT & T:			2,707.47
<b>AT&amp;T Advertising Solutions</b>			
AT&T Advertising Solutions	11/29/2021	<i>white page listing</i>	21.00
Total AT&T Advertising Solutions:			21.00
<b>AT&amp;T Long Distance</b>			
AT&T Long Distance	11/09/2021	<i>Eureka Office Long Distance</i>	46.88
AT&T Long Distance	11/09/2021	<i>Valve Building-Samoa Long Distance</i>	120.37
AT&T Long Distance	11/09/2021	<i>Essex Office Long Distance</i>	26.66

Humboldt Bay Municipal Water District

--Monthly Expenses by Vendor Detail Report--  
Report dates: 11/1/2021-11/30/2021Page: 2  
Nov 30, 2021 04:10PM

Vendor Name	Date Paid	Description	Amount Paid
AT&T Long Distance	11/09/2021	<i>Eureka Office Long Distance</i>	7.23
AT&T Long Distance	11/09/2021	<i>TRF Long Distance</i>	62.53
AT&T Long Distance	11/09/2021	<i>Ruth Hydro/Dataline Long Distance</i>	215.97
Total AT&T Long Distance:			479.64
<b>ATS Communications</b>			
ATS Communications	11/30/2021	<i>Essex Control and Admin Computers Support</i>	1,430.00
ATS Communications	11/30/2021	<i>Essex Control Technical Support/Software</i>	1,354.69
ATS Communications	11/30/2021	<i>Essex Control and Admin Computers Support</i>	3,300.00
Total ATS Communications:			6,084.69
<b>BPS Supply Group</b>			
BPS Supply Group	11/17/2021	<i>Collector 2 Rehabilitation - Grant</i>	7,579.46
Total BPS Supply Group:			7,579.46
<b>California Dept of Tax and Fee Admin</b>			
California Dept of Tax and Fee Admin	11/29/2021	<i>Water Rights Permit 11715</i>	5,053.98
California Dept of Tax and Fee Admin	11/29/2021	<i>Water Rights Permit 11714</i>	10,593.17
California Dept of Tax and Fee Admin	11/29/2021	<i>Water Rights Permit 18347</i>	41,926.39
Total California Dept of Tax and Fee Admin:			57,573.54
<b>Citi Cards</b>			
Citi Cards	11/29/2021	<i>Essex Office Supplies</i>	18.56
Total Citi Cards:			18.56
<b>City of Eureka</b>			
City of Eureka	11/09/2021	<i>Eureka office water/sewer</i>	101.64
Total City of Eureka:			101.64
<b>Coastal Business Systems Inc.</b>			
Coastal Business Systems Inc.	11/09/2021	<i>Essex copy/fax machine</i>	244.83
Coastal Business Systems Inc.	11/09/2021	<i>Eureka office copy and fax machine</i>	685.80
Total Coastal Business Systems Inc.:			930.63
<b>Cummins Pacific LLC</b>			
Cummins Pacific LLC	11/10/2021	<i>2 MW Generator Service</i>	626.40
Cummins Pacific LLC	11/10/2021	<i>TRF Generator Service</i>	83.76
Total Cummins Pacific LLC:			710.16
<b>Dave Perkins</b>			
Dave Perkins	11/01/2021	<i>auto mileage reimbursement</i>	162.96
Total Dave Perkins:			162.96
<b>Eureka Chamber of Commerce</b>			
Eureka Chamber of Commerce	11/29/2021	<i>Annual Membership 2022</i>	485.00
Total Eureka Chamber of Commerce:			485.00

Humboldt Bay Municipal Water District

--Monthly Expenses by Vendor Detail Report--  
Report dates: 11/1/2021-11/30/2021Page: 3  
Nov 30, 2021 04:10PM

Vendor Name	Date Paid	Description	Amount Paid
<b>Eureka Oxygen</b>			
Eureka Oxygen	11/12/2021	<i>cylinder rental</i>	119.08
Total Eureka Oxygen:			119.08
<b>Fastenal Company</b>			
Fastenal Company	11/12/2021	<i>safety supplies</i>	105.93
Total Fastenal Company:			105.93
<b>Finney Arnold LLP</b>			
Finney Arnold LLP	11/15/2021	<i>Retainer</i>	5,000.00
Total Finney Arnold LLP:			5,000.00
<b>Fiona Wilson</b>			
Fiona Wilson	11/10/2021	<i>expense reimbursement Board Secretary Training</i>	171.23
Fiona Wilson	11/10/2021	<i>auto mileage reimbursement</i>	61.60
Total Fiona Wilson:			232.83
<b>Frontier Communications</b>			
Frontier Communications	11/29/2021	<i>Ruth HQ Phone</i>	55.82
Frontier Communications	11/29/2021	<i>Ruth Hydro/Ruth Dataline</i>	184.20
Total Frontier Communications:			240.02
<b>GEI Consultants, Inc</b>			
GEI Consultants, Inc	11/29/2021	<i>Ruth Hydro FERC Part 12 Inspection</i>	1,074.50
GEI Consultants, Inc	11/29/2021	<i>FERC Dam Safety Engineer</i>	5,813.82
Total GEI Consultants, Inc:			6,888.32
<b>GHD</b>			
GHD	11/03/2021	<i>12 KV Switchgear Relocation- Grant 3rd Iteration IPA/SG Submi</i>	4,906.50
GHD	11/03/2021	<i>12 KV Switchgear Relocation- Grant 3rd Iteration IPA/SG Submi</i>	323.50
GHD	11/03/2021	<i>12 KV Switchgear Relocation- Grant 3rd Iteration IPA/SG Submi</i>	1,939.00
GHD	11/29/2021	<i>Reservoirs Seismic Retrofit 3x - Grant</i>	3,993.89
GHD	11/29/2021	<i>Collector 2 Rehabilitation - Grant</i>	5,979.38
GHD	11/29/2021	<i>General Engineering - Pipeline Right of Way</i>	4,060.00
GHD	11/29/2021	<i>General Engineering - Eureka</i>	568.75
GHD	11/29/2021	<i>General Engineering - R W Matthews Dam DSOD</i>	218.75
GHD	11/29/2021	<i>R. W. Matthews Dam Surveys</i>	326.26
GHD	11/29/2021	<i>Essex Mad River Cross Sections Survey</i>	526.88
Total GHD:			22,842.91
<b>Grainger</b>			
Grainger	11/30/2021	<i>Fieldbrook-Glendale CSD Pump Station mainteiannce</i>	117.70
Total Grainger:			117.70
<b>Health Equity Inc</b>			
Health Equity Inc	11/09/2021	<i>HSA Admin Fee - 2 employees</i>	5.90
Health Equity Inc	11/09/2021	<i>HSA Admin Fee 8 employees</i>	23.60



Humboldt Bay Municipal Water District

--Monthly Expenses by Vendor Detail Report--  
Report dates: 11/1/2021-11/30/2021Page: 4  
Nov 30, 2021 04:10PM

Vendor Name	Date Paid	Description	Amount Paid
Total Health Equity Inc:			29.50
<b>Hensel Hardware</b>			
Hensel Hardware	11/17/2021	Ruth Area Fire Disaster Recovery	154.04
Hensel Hardware	11/17/2021	Collector 2 cable car safety chain	24.84
Hensel Hardware	11/17/2021	maintenance supplies	9.17
Hensel Hardware	11/17/2021	TRF Filter Building Mezzanine EOC	79.17
Hensel Hardware	11/30/2021	painting supplies	29.26
Total Hensel Hardware:			296.48
<b>Henwood Associates, Inc</b>			
Henwood Associates, Inc	11/03/2021	Consultant Services Agreement- September 2021	395.18
Total Henwood Associates, Inc:			395.18
<b>Hilfiker Co.</b>			
Hilfiker Co.	11/10/2021	Drainage maintenance	514.57
Total Hilfiker Co.:			514.57
<b>Hopkins Technical Products, Inc</b>			
Hopkins Technical Products, Inc	11/30/2021	TRF chemical system maintenance	488.66
Total Hopkins Technical Products, Inc:			488.66
<b>Humboldt County Treasurer</b>			
Humboldt County Treasurer	11/30/2021	Fund No 3876 Account 800870	45,611.43
Total Humboldt County Treasurer:			45,611.43
<b>Humboldt Redwood Company, LLC</b>			
Humboldt Redwood Company, LLC	11/15/2021	Mt Pierce Lease site	296.40
Total Humboldt Redwood Company, LLC:			296.40
<b>Hummel Tire &amp; Wheel</b>			
Hummel Tire & Wheel	11/30/2021	Tires for Ruth Area Fire Recovery Vehicle	851.30
Hummel Tire & Wheel	11/30/2021	Unit 1 Tires	846.05
Total Hummel Tire & Wheel:			1,697.35
<b>Ian Ivey</b>			
Ian Ivey	11/01/2021	expense reimbursement for safety shoes	323.20
Ian Ivey	11/01/2021	expense reimbursement Food Supplies for Ruth Spillway Repairs	83.61
Total Ian Ivey:			406.81
<b>Industry Uptime, Inc</b>			
Industry Uptime, Inc	11/12/2021	TRF Sump Pump	6,506.89
Total Industry Uptime, Inc:			6,506.89
<b>Johnson's Mobile Rentals LLC</b>			
Johnson's Mobile Rentals LLC	11/17/2021	temporary fencing - TRF Tesla Battery Bank Project	67.57
Johnson's Mobile Rentals LLC	11/17/2021	Temporary Fencing Eureka Office Sewer Line upgrade	91.34

Humboldt Bay Municipal Water District

--Monthly Expenses by Vendor Detail Report--  
Report dates: 11/1/2021-11/30/2021Page: 5  
Nov 30, 2021 04:10PM

Vendor Name	Date Paid	Description	Amount Paid
Total Johnson's Mobile Rentals LLC:			158.91
<b>JTN Energy, LLC</b>			
JTN Energy, LLC	11/03/2021	Consultant Services Agreement - September 2021	395.18
Total JTN Energy, LLC:			395.18
<b>Kernen Construction</b>			
Kernen Construction	11/30/2021	TRF Road Repairs	670.83
Total Kernen Construction:			670.83
<b>LACO</b>			
LACO	11/29/2021	Inspection and Testing support for spillway repairs	3,186.39
Total LACO:			3,186.39
<b>Mendes Supply Company</b>			
Mendes Supply Company	11/29/2021	Eureka office maintenance	140.78
Total Mendes Supply Company:			140.78
<b>Miller Farms Nursery</b>			
Miller Farms Nursery	11/10/2021	equipment maintenance	118.30
Total Miller Farms Nursery:			118.30
<b>Mission Linen</b>			
Mission Linen	11/02/2021	Uniform Rental	129.27
Mission Linen	11/02/2021	maintenance supplies	112.60
Mission Linen	11/02/2021	Uniform Rental	102.46
Mission Linen	11/02/2021	Uniform Rental	140.80
Mission Linen	11/02/2021	Uniform Rental	102.46
Mission Linen	11/02/2021	maintenance supplies	54.20
Total Mission Linen:			641.79
<b>Mitchell, Brisso, Delaney &amp; Vrieze</b>			
Mitchell, Brisso, Delaney & Vrieze	11/09/2021	Legal Services- October 2021	560.50
Mitchell, Brisso, Delaney & Vrieze	11/09/2021	Legal Services - October North Mainline Extension Study	325.50
Total Mitchell, Brisso, Delaney & Vrieze:			886.00
<b>Napa Auto Parts</b>			
Napa Auto Parts	11/30/2021	TRF Generator service	4.16
Total Napa Auto Parts:			4.16
<b>NorCal Automotive</b>			
NorCal Automotive	11/17/2021	Unit 4 repair	188.18
Total NorCal Automotive:			188.18
<b>North Coast Laboratories</b>			
North Coast Laboratories	11/10/2021	lab tests - Fieldbrook-Glendale CSD	95.00
North Coast Laboratories	11/10/2021	lab tests - Humboldt Bay Retail	95.00

Humboldt Bay Municipal Water District

--Monthly Expenses by Vendor Detail Report--  
Report dates: 11/1/2021-11/30/2021Page: 6  
Nov 30, 2021 04:10PM

Vendor Name	Date Paid	Description	Amount Paid
North Coast Laboratories	11/10/2021	lab tests - Humboldt Bay Retail	285.00
North Coast Laboratories	11/10/2021	lab tests - Humboldt Bay Retail	95.00
North Coast Laboratories	11/10/2021	lab tests - Fieldbrook-Glendale CSD	95.00
North Coast Laboratories	11/10/2021	lab tests - Humboldt Bay Retail	50.00
North Coast Laboratories	11/10/2021	lab tests - Humboldt Bay Retail	95.00
North Coast Laboratories	11/10/2021	lab tests - Fieldbrook-Glendale CSD	95.00
Total North Coast Laboratories:			905.00
<b>Northern California Safety Consortium</b>			
Northern California Safety Consortium	11/09/2021	membership fee	75.00
Total Northern California Safety Consortium:			75.00
<b>Oldcastle Infrastructure</b>			
Oldcastle Infrastructure	11/19/2021	Collector 2-4 Power Feed Replacement	5,835.91
Total Oldcastle Infrastructure:			5,835.91
<b>Pacific Gas &amp; Electric Co.</b>			
Pacific Gas & Electric Co.	11/01/2021	Ruth Bunkhouse	22.46
Pacific Gas & Electric Co.	11/01/2021	Ruth HQ	62.79
Pacific Gas & Electric Co.	11/29/2021	Eureka Office	385.04
Pacific Gas & Electric Co.	11/29/2021	Jackson Ranch Rectifier	15.65
Pacific Gas & Electric Co.	11/29/2021	299 Rectifier	127.11
Pacific Gas & Electric Co.	11/29/2021	West End Road Rectifier	122.68
Pacific Gas & Electric Co.	11/29/2021	TRF	6,415.24
Pacific Gas & Electric Co.	11/29/2021	Ruth Hydro Valve Control	43.04
Pacific Gas & Electric Co.	11/29/2021	Ruth Hydro	711.11
Pacific Gas & Electric Co.	11/29/2021	Samoa Booster Pump Station	690.26
Pacific Gas & Electric Co.	11/29/2021	Samoa Dial Station	32.03
Pacific Gas & Electric Co.	11/29/2021	Essex Pumping	34,593.89
Total Pacific Gas & Electric Co.:			43,221.30
<b>Paul Jorgensen</b>			
Paul Jorgensen	11/16/2021	expense reimbursement - Essex Office Supplies	87.89
Paul Jorgensen	11/16/2021	expense reimbursement - TRF Operations Stopwatch	17.47
Total Paul Jorgensen:			105.36
<b>Peterson Tractor Co.</b>			
Peterson Tractor Co.	11/30/2021	Hydraulic oil for inventory	109.65
Total Peterson Tractor Co.:			109.65
<b>Pitney Bowes</b>			
Pitney Bowes	11/17/2021	refill postage	481.42
Pitney Bowes	11/17/2021	postage - mailing Ruth Area Fire Disaster Recovery notifications	18.58
Total Pitney Bowes:			500.00
<b>PitStop Cleaning`</b>			
PitStop Cleaning`	11/02/2021	Eureka office cleaning	160.00
Total PitStop Cleaning`:			160.00



Humboldt Bay Municipal Water District

--Monthly Expenses by Vendor Detail Report--  
Report dates: 11/1/2021-11/30/2021Page: 7  
Nov 30, 2021 04:10PM

Vendor Name	Date Paid	Description	Amount Paid
<b>Platt Electric Supply</b>			
Platt Electric Supply	11/30/2021	12KV Switchgear Relocation	4,609.88
Platt Electric Supply	11/30/2021	TRF lighting maintenance	120.38
Platt Electric Supply	11/30/2021	Tools and Storage for Electrical & Maintenance Shop and Servic	161.53
Platt Electric Supply	11/30/2021	TRF lighting maintenance	29.33
Platt Electric Supply	11/30/2021	TRF lighting maintenance	29.74
Platt Electric Supply	11/30/2021	TRF lighting maintenance	58.65
Platt Electric Supply	11/30/2021	TRF lighting maintenance	828.83
Platt Electric Supply	11/30/2021	Eureka Office Elecrical Room Lighting Maint	25.03
Platt Electric Supply	11/30/2021	TRF lighting maintenance	207.20
Total Platt Electric Supply:			6,070.57
<b>R.J. Ricciardi, Inc, CPAs</b>			
R.J. Ricciardi, Inc, CPAs	11/30/2021	Annual Financial Audit	3,290.00
R.J. Ricciardi, Inc, CPAs	11/30/2021	Annual Financial Audit	3,887.50
Total R.J. Ricciardi, Inc, CPAs:			7,177.50
<b>Recology Arcata</b>			
Recology Arcata	11/17/2021	Essex Garbage/Recycling Service	647.25
Total Recology Arcata:			647.25
<b>Recology Humboldt County</b>			
Recology Humboldt County	11/09/2021	Eureka office garbage/recycling service	93.21
Total Recology Humboldt County:			93.21
<b>Ryan Chairez</b>			
Ryan Chairez	11/17/2021	expense reimbursement - safety boots	206.14
Total Ryan Chairez:			206.14
<b>SCBA Safety Check, Inc</b>			
SCBA Safety Check, Inc	11/16/2021	Annual test of SCBA unit	88.97
Total SCBA Safety Check, Inc:			88.97
<b>Security Lock &amp; Alarm</b>			
Security Lock & Alarm	11/30/2021	Ruth HQ garage maintenance	96.03
Security Lock & Alarm	11/30/2021	TRF Filter Building Mezzanine EOC	262.09
Total Security Lock & Alarm:			358.12
<b>Sequoia Construction Specialties</b>			
Sequoia Construction Specialties	11/15/2021	12KV Upgrade-Progress Payment 10	50,163.80
Total Sequoia Construction Specialties:			50,163.80
<b>Sequoia Gas</b>			
Sequoia Gas	11/03/2021	Refill Ruth HQ Propane	214.54
Sequoia Gas	11/03/2021	Refill Ruth Bunkhouse propane	241.97
Total Sequoia Gas:			456.51

Humboldt Bay Municipal Water District

--Monthly Expenses by Vendor Detail Report--  
Report dates: 11/1/2021-11/30/2021Page: 8  
Nov 30, 2021 04:10PM

Vendor Name	Date Paid	Description	Amount Paid
<b>Sitestar Nationwide Internet</b>			
Sitestar Nationwide Internet	11/09/2021	Essex Internet	57.90
Total Sitestar Nationwide Internet:			57.90
<b>Staples</b>			
Staples	11/30/2021	Essex office supplies	89.83
Total Staples:			89.83
<b>Streamline</b>			
Streamline	11/01/2021	Website maintenance membership fee	450.00
Total Streamline:			450.00
<b>Sudden Link</b>			
Sudden Link	11/02/2021	Fieldbrook-Glendale CSD Internet	334.11
Sudden Link	11/02/2021	Essex Phones	106.63
Sudden Link	11/02/2021	Essex internet	196.84
Sudden Link	11/02/2021	TRF Internet	25.27
Sudden Link	11/02/2021	TRF Internet - Blue Lake SCADA Monitoring	50.55
Sudden Link	11/02/2021	TRF Internet - Fieldbrook-Glendale CSD	50.55
Sudden Link	11/12/2021	Eureka office Internet	208.45
Total Sudden Link:			972.40
<b>SWRCB-DWOCP</b>			
SWRCB-DWOCP	11/09/2021	Water Treatment T2 Exam Fee-Matthew Davis	65.00
Total SWRCB-DWOCP:			65.00
<b>Telstar Instruments, Inc</b>			
Telstar Instruments, Inc	11/30/2021	Chlorine system maintenance	1,148.93
Total Telstar Instruments, Inc:			1,148.93
<b>The Mill Yard</b>			
The Mill Yard	11/10/2021	Maintenance supplies	174.61
The Mill Yard	11/30/2021	TRF Filter Building Mezzanine EOC	37.96
The Mill Yard	11/30/2021	Fieldbrook Pump Station Repair	19.62
The Mill Yard	11/30/2021	TRF Filter Building Mezzanine EOC	119.32
The Mill Yard	11/30/2021	TRF Filter Building Mezzanine EOC	112.88
The Mill Yard	11/30/2021	Maintenance supplies	29.30
The Mill Yard	11/30/2021	TRF Filter Building Mezzanine EOC	195.87
Total The Mill Yard:			689.56
<b>Thrifty Supply</b>			
Thrifty Supply	11/30/2021	TRF filter water sample point valving	364.28
Thrifty Supply	11/30/2021	TRF filter water sample point system	143.25
Thrifty Supply	11/30/2021	TRF filter water sample point system	739.02
Total Thrifty Supply:			1,246.55
<b>Trinity County General Services</b>			
Trinity County General Services	11/29/2021	Pickett Peak site lease	257.50

Humboldt Bay Municipal Water District

--Monthly Expenses by Vendor Detail Report--  
Report dates: 11/1/2021-11/30/2021Page: 9  
Nov 30, 2021 04:10PM

Vendor Name	Date Paid	Description	Amount Paid
Total Trinity County General Services:			257.50
<b>Trinity County Solid Waste</b>			
Trinity County Solid Waste	11/09/2021	Ruth HQ dump fees	.75
Trinity County Solid Waste	11/09/2021	Ruth Hydro dump fees	.75
Total Trinity County Solid Waste:			1.50
<b>U.S. Bank Corporate Payment System</b>			
U.S. Bank Corporate Payment System	11/12/2021	General Manager Training - Current Trends in Seismic Analysis	99.00
U.S. Bank Corporate Payment System	11/12/2021	Eureka office supplies	43.70
U.S. Bank Corporate Payment System	11/12/2021	Board Secretary Training - AirFare	152.00
U.S. Bank Corporate Payment System	11/12/2021	Equipment Maintenance	41.03
U.S. Bank Corporate Payment System	11/12/2021	Industrial Water Meter Building Emergency Generator Maintena	17.32
U.S. Bank Corporate Payment System	11/12/2021	Ruth Hydro Backup Generator Maintenance	279.38
U.S. Bank Corporate Payment System	11/12/2021	Ruth Bunkhouse maintenance supplies	47.50
U.S. Bank Corporate Payment System	11/12/2021	Essex Office Supplies	100.57
U.S. Bank Corporate Payment System	11/12/2021	Essex COVID supplies	30.35
U.S. Bank Corporate Payment System	11/12/2021	Essex Dropbox subscription	119.88
U.S. Bank Corporate Payment System	11/12/2021	Purchase Order Subscription	79.70
U.S. Bank Corporate Payment System	11/12/2021	Position Advertisement - Maintenance Mechanic	40.00
U.S. Bank Corporate Payment System	11/12/2021	AirMed Insurance	65.00
U.S. Bank Corporate Payment System	11/12/2021	Eureka office supplies	46.15
U.S. Bank Corporate Payment System	11/12/2021	Pressure Washing tool	161.60
U.S. Bank Corporate Payment System	11/12/2021	Essex Office Supplies	132.48
U.S. Bank Corporate Payment System	11/12/2021	Essex Office Supplies	51.17
U.S. Bank Corporate Payment System	11/12/2021	Essex Maintenance Shop WiFi	213.35
Total U.S. Bank Corporate Payment System:			1,720.18
<b>U.S. Bank Corporate Trust Services</b>			
U.S. Bank Corporate Trust Services	11/03/2021	SRF Quarterly Account Maint Fee (July - Sept 2021)	225.00
Total U.S. Bank Corporate Trust Services:			225.00
<b>USA Blue Book</b>			
USA Blue Book	11/30/2021	TRF analyzer maintenance supplies	265.24
USA Blue Book	11/30/2021	Humboldt Bay customer service supplies	13.34
USA Blue Book	11/30/2021	Fieldbrook-Glendale CSD customer service supplies	37.95
USA Blue Book	11/30/2021	TRF analyzer maintenance supplies	47.65
Total USA Blue Book:			364.18
<b>VALEO Networks</b>			
VALEO Networks	11/30/2021	Eureka Office Essential Care Computer Service	1,086.19
VALEO Networks	11/29/2021	Eureka Office Replacement Server Rack	2,390.61
Total VALEO Networks:			3,476.80
<b>Valley Pacific Petroleum Servi, Inc</b>			
Valley Pacific Petroleum Servi, Inc	11/10/2021	cardlock fuel - Pumping & Control	704.99
Valley Pacific Petroleum Servi, Inc	11/10/2021	cardlock fuel - Water Quality	704.99
Valley Pacific Petroleum Servi, Inc	11/10/2021	cardlock fuel - Maintenance	704.99
Valley Pacific Petroleum Servi, Inc	11/10/2021	cardlock fuel - Humboldt Bay Retail	183.29
Valley Pacific Petroleum Servi, Inc	11/10/2021	cardlock fuel - Fieldbrook-Glendale CSD	521.69
Valley Pacific Petroleum Servi, Inc	11/10/2021	Spill Cleanup Supplies	116.95



Humboldt Bay Municipal Water District

--Monthly Expenses by Vendor Detail Report--  
Report dates: 11/1/2021-11/30/2021Page: 10  
Nov 30, 2021 04:10PM

Vendor Name	Date Paid	Description	Amount Paid
Valley Pacific Petroleum Servi, Inc	11/30/2021	Ruth HQ bulk fuel	564.91
Valley Pacific Petroleum Servi, Inc	11/30/2021	Ruth Hydro bulk fuel	564.92
Valley Pacific Petroleum Servi, Inc	11/30/2021	2MW Generator Fuel	2,274.57
Valley Pacific Petroleum Servi, Inc	11/30/2021	Essex bulk Fuel Diesel and Gasoline	3,003.37
Total Valley Pacific Petroleum Servi, Inc:			9,344.67
<b>Verizon Wireless</b>			
Verizon Wireless	11/12/2021	General Manager	39.31
Verizon Wireless	11/12/2021	Ruth Area Fire Recovery	34.13
Verizon Wireless	11/12/2021	Customer Service - Humboldt Bay	15.90
Verizon Wireless	11/12/2021	Customer Service - Fieldbrook-Glendale CSD	45.25
Verizon Wireless	11/12/2021	Operations 1	.17
Verizon Wireless	11/12/2021	Customer Service Ipad-Humboldt Bay	9.88
Verizon Wireless	11/12/2021	Customer Service Ipad - Fieldbrook-Glendale CSD	28.13
Verizon Wireless	11/12/2021	Ruth Area	24.08
Verizon Wireless	11/12/2021	Ruth Hydro	24.07
Total Verizon Wireless:			220.92
<b>Wienhoff &amp; Associates Inc</b>			
Wienhoff & Associates Inc	11/29/2021	Annual Consortium membership	320.00
Total Wienhoff & Associates Inc:			320.00
<b>William S. Dann</b>			
William S. Dann	11/09/2021	Timber Harvest Exemptions - 3 acre Conversion @ TRF	4,139.94
Total William S. Dann:			4,139.94
Grand Totals:			392,334.52

Humboldt Bay Municipal Water District

--Monthly Overtime Report--  
Pay period dates: 11/1/2021 - 11/30/2021Page: 1  
Dec 01, 2021 02:00PM

Position Title	2-01 Overtime Emp Hrs	2-01 Overtime Emp Amt	2-02 Doubletime Emp Hrs	2-02 Doubletime Emp Amt
Maint Worker	4.50	\$152	.00	\$0
Maintenance Mec	3.25	\$171	.00	\$0
Maint Worker	5.50	\$168	.00	\$0
Oper & Mnt Tech	1.00	\$65	.00	\$0
Total ESSEX:	14.25	\$555	.00	\$0
Grand Totals:	14.25	\$555	.00	\$0

**Humboldt Bay Municipal Water District**

To: Board of Directors

From: Chris Harris

Date: December 9, 2021

Re: Draft Audit for the year ended June 30, 2020 (FY19/20)

**Discussion**

For the audit of fiscal year 2019/20, staff again worked with Michael O’Conner from R. J. Ricciardi, Inc., located in San Rafael, California. Staff was especially appreciative of the support and assistance received from Mr. O’Conner for this audit year. As the Board is aware, this particular audit was significantly delayed. Although initial audit documentation was delivered to the auditor as early as August/September 2020, the audit project was abruptly set aside in October 2020 when, based on limited staffing resources, recovery from the August Complex Wildfire became a priority. These wildfire recovery efforts have been successful, but are still currently on-going. The District was not required to complete a “Single Audit” for FY2019/20.

The FY2019/20 audit was successful and there were no audit findings – this is considered a “clean opinion.” There were several needed account postings (adjustments) that were discovered during the course of the audit. While these adjustments were considered “material” based on the total dollars affected, two of the adjustments are “audit only” adjustments and one adjustment is to further correct a prior years’ adjustment to the OPEB balance. Most importantly, these adjustments do not impact the Financial Statements as presented during the FY2019/20 year. A copy of the adjustments (Adjusting Journal Entries Report) has been included for further review and discussion. The adjustments included the following:

- AJE #1 - Adjustment to a prior year (FY19) OPEB Audit adjustment
- AJE #2 - *Audit Only Adjustment* – Principle Investment account previously not reported.
  - *Prior to switching to Caselle, funds held in the Principle Account were not listed separately within the accounting software. This account information was not previously (FY19) provided to the auditor.*
- AJE #3 – *Audit Only Adjustment* – Reconcile account balances between year-end FY19 to beginning FY20, including: PARS 115-Trust activity (contribution), interest earned in County Accounts (notified FY21 by County), OPEB reconciliation adjustment.
  - *Staff made several late postings based on timing of information received.*

**Review**

The Audit Committee is scheduled to meet with Mr. O’Conner via Zoom on Monday, December 6<sup>th</sup>. Any changes, questions, or suggestions that arise from this meeting will be brought to the full Board during the December 9<sup>th</sup> Board Meeting.



Mr. O'Conner will also be attending the Board Meeting on December 9<sup>th</sup> via Zoom and will address any additional questions and comments.

**Recommendation**

- Staff recommends the Board follow the Audit Committee's recommendation.

**Attachments**

Adjusting Journal Entries Report

DRAFT - Board of Directors and Management Report FYE 6/30/2020

DRAFT – Audit Report FYE 6/30/20

Client:	<i>Humboldt Bay Municipal Water District</i>				
Engagement:	<i>Humboldt Bay Municipal Water District</i>				
Period Ending:	<i>6/30/2020</i>				
Workpaper:	<i>Adjusting Journal Entries Report</i>				
Account	Description	W/P Ref	Debit		Credit
<b>Adjusting Journal Entries JE # 1</b>		<b>3602</b>			
To correct the recording of the prior year audit adjustments.					
5028	OPEB		172,836.00		
3020	Retained Earnings				172,836.00
<b>Total</b>			<b>172,836.00</b>		<b>172,836.00</b>
<b>Adjusting Journal Entries JE # 2</b>		<b>2003.11</b>			
To remove account not reported by the District. <b>Audit only entry.</b>					
3050	Rest. Accounts: Principle Financial Investment (Not reported)		22,182.00		
1020	Principle Investment Account - (Not reported)				22,182.00
<b>Total</b>			<b>22,182.00</b>		<b>22,182.00</b>
<b>Adjusting Journal Entries JE # 3</b>		<b>2106</b>			
To record the Pars Activity. <b>Audit only entry.</b>					
3072	Rest. Pension Trust Funds Above in cash not reported		74,701.00		
5028	OPEB		4,002.00		
4090	Interest-District				28,703.00
5013	CalPERS Unfunded Liability				50,000.00
<b>Total</b>			<b>78,703.00</b>		<b>78,703.00</b>

**DRAFT**

**11/4/2021**

To be used only for management discussion purposes; engagement is incomplete; this draft is subject to final review and possible revision. \*\*Report/Letter date is TENTATIVE-TBD\*\*

**HUMBOLDT BAY MUNICIPAL WATER DISTRICT  
BOARD OF DIRECTORS & MANAGEMENT REPORT**

**For the Year Ended  
JUNE 30, 2020**



TABLE OF CONTENTS

	<u>PAGE</u>
Report on Internal Controls	1
Required Communications	2-3
Management Observations	4

DRAFT

Board of Directors  
Humboldt Bay Municipal Water District  
Eureka, California

In planning and performing our audit of the basic financial statements of Humboldt Bay Municipal Water District for the fiscal year ended June 30, 2020, in accordance with auditing standards generally accepted in the United States of America, we considered its internal control over financial reporting as a basis for designing our auditing procedures for the purpose of expressing our opinion on the basic financial statements, but not for the purpose of expressing an opinion on the effectiveness of its internal control. Accordingly, we do not express an opinion on the effectiveness of Humboldt Bay Municipal Water District's internal control.

A control deficiency exists when the design or operation of a control does not allow management or employees, in the normal course of performing their assigned functions, to prevent or detect misstatements on a timely basis. A significant deficiency is a control deficiency, or a combination of control deficiencies, that adversely affects the entity's ability to initiate, authorize, record, process, or report financial data reliably in accordance with generally accepted accounting principles such that there is more than a remote likelihood that a misstatement of the entity's financial statements that is more than inconsequential will not be prevented or detected by the entity's internal control.

A material weakness is a significant deficiency, or a combination of significant deficiencies, that results in more than a remote likelihood that a material misstatement of the financial statements will not be prevented or detected by the entity's internal control.

Our consideration of internal control was for the limited purpose described in the first paragraph and would not necessarily identify all deficiencies in internal control that might be significant deficiencies or material weaknesses, as defined above. We did not identify any deficiencies in internal control that we consider to be material weaknesses, as defined above.

During our audit, we noted certain matters involving internal controls and other operational matters that are presented for your consideration in this report. We will review the status of these comments during our next audit engagement. Our comments and recommendations, all of which have been discussed with appropriate members of management, are not intended to be all-inclusive, but rather represent those matters that we considered worthy of your consideration. Our comments and recommendations are submitted as constructive suggestions to assist you in strengthening controls and procedures; they are not intended to reflect on the honesty or integrity of any employee. We will be pleased to discuss these comments in further detail at your convenience, to perform any additional study of these matters, or to assist Humboldt Bay Municipal Water District in implementing the recommendations.

This report is intended solely for the information and use of the management and Board of Directors of Humboldt Bay Municipal Water District and is not intended to be, and should not be, used by anyone other than these specified parties.

We thank Humboldt Bay Municipal Water District's staff for its cooperation during our audit.

R.J. Ricciardi, Inc.  
Certified Public Accountants

San Rafael, California

To the Board of Directors  
Humboldt Bay Municipal Water District  
Eureka, California

We have audited the financial statements of Humboldt Bay Municipal Water District for the year ended June 30, 2020. Professional standards require that we provide you with the following information related to our audit.

#### Our Responsibility under U.S. Generally Accepted Auditing Standards

As stated in our engagement letter dated August 4, 2020, our responsibility, as described by professional standards, is to plan and perform our audit to obtain reasonable, but not absolute, assurance that the financial statements are free of material misstatement and are fairly presented in accordance with U.S. generally accepted accounting principles. Because an audit is designed to provide reasonable, but not absolute assurance and because we did not perform a detailed examination of all transactions, there is a risk that material misstatements may exist and not be detected by us.

As part of our audit, we considered the internal control of Humboldt Bay Municipal Water District. Such considerations were solely for the purpose of determining our audit procedures and not to provide any assurance concerning such internal control.

#### **Qualitative Aspects of Accounting Practices**

Management is responsible for the selection and use of appropriate accounting policies. In accordance with the terms of our engagement letter, we will advise management about the appropriateness of accounting policies and their application. The significant accounting policies used by Humboldt Bay Municipal Water District are described in Note 1 to the financial statements. No new accounting policies were adopted, and the application of existing policies was not changed during the year. We noted no transactions entered into by Humboldt Bay Municipal Water District during the year for which there is a lack of authoritative guidance or consensus. There are no significant transactions that have been recognized in the financial statements in a different period than when the transaction occurred.

Accounting estimates are an integral part of the financial statements prepared by management and are based on management's knowledge and experience about past and current events and assumptions about future events. Certain accounting estimates are particularly sensitive because of their significance to the financial statements and because of the possibility that future events affecting them may differ significantly from those expected. We evaluated the key factors and assumptions used to develop the accounting estimates in determining that they are reasonable in relation to the financial statements taken as a whole. The most sensitive estimates affecting the financial statements were:

- Accrual and disclosure of compensated absences.
- Capital asset lives and depreciation expense.
- Pension plan and post employment health benefits actuarial valuations.
- Fair value of investments and financial instruments.

#### **Difficulties Encountered in Performing the Audit**

We encountered no significant difficulties in dealing with management in performing and completing our audit.

#### **Corrected and Uncorrected Misstatements**

Professional standards require us to accumulate all known and likely misstatements identified during the audit, other than those that are trivial, and communicate them to the appropriate level of management. Management has corrected all such misstatements. The three audit adjustments detected as a result of audit procedures and corrected by management were material to the financial statements taken as a whole.



To the Board of Directors  
Humboldt Bay Municipal Water District – Page 2

**Disagreements with Management**

For purposes of this letter, professional standards define a disagreement with management as a financial accounting, reporting, or auditing matter, whether or not resolved to our satisfaction, that could be significant to the financial statements or the auditors' report. We are pleased to report that no such disagreements arose during the course of our audit.

**Management Representations**

We have requested certain representations from management that are included in the management representation letter dated XX/XX/XX.

**Management Consultations with Other Independent Accountants**

In some cases, management may decide to consult with other accountants about auditing and accounting matters, similar to obtaining a "second opinion" on certain situations. If a consultation involves application of an accounting principle to Humboldt Bay Municipal Water District's financial statements or a determination of the type of auditor's opinion that may be expressed on those statements, our professional standards require the consulting accountant to check with us to determine that the consultant has all the relevant facts. To our knowledge, there were no such consultations with other accountants.

**Other Audit Findings or Issues**

We generally discuss a variety of matters, including the application of accounting principles and auditing standards, with management each year prior to retention as Humboldt Bay Municipal Water District's auditors. However, these discussions occurred in the normal course of our professional relationship and our responses were not a condition to our retention.

**Other Matters**

We applied certain limited procedures to the Management's Discussion and Analysis, Schedule of the Proportionate Share of Net Pension Liability (Asset), the Schedule of Contributions, Schedule of Change in the Net OPEB Liability and Related Ratios, and the Schedule of Humboldt Bay Municipal Water District's Contributions – OPEB, which is required supplementary information (RSI) that supplements the basic financial statements. Our procedures consisted of inquiries of management regarding the methods of preparing the information and comparing the information for consistency with management's responses to our inquiries, the basic financial statements, and other knowledge we obtained during our audit of the basic financial statements. We did not audit the RSI and do not express an opinion or provide any assurance on the RSI.

This report is intended solely for the information and use of management and Board of Directors of Humboldt Bay Municipal Water District and is not intended to be, and should not be, used by anyone other than these specified parties.

Humboldt Bay Municipal Water District  
BOARD OF DIRECTORS & MANAGEMENT REPORT  
For the Year Ended June 30, 2020

**Current Year Observations**

1) Equity Accounts

Observation:

Humboldt Bay Municipal Water District has gone through an accounting software conversion. Equity accounts carried forward to the new software did not agree with the prior year audit amounts. We also noted entries being made to the equity accounts during the year. These differences may be attributable to the addition of the more robust software, allowing the District to report in more detail than the previous software did.

Recommendation:

We recommended Humboldt Bay Municipal Water District reconcile and analyze their equity accounts to ensure amounts agree with the prior year ending amounts.

**Prior Years Observations**

There were no prior year observations.

**DRAFT**

**11/22/2021**

To be used only for management discussion purposes; engagement is incomplete; this draft is subject to final review and possible revision. \*\*Report/Letter date is TENTATIVE-TBD\*\*

**HUMBOLDT BAY MUNICIPAL  
WATER DISTRICT**

**EUREKA, CALIFORNIA**

**BASIC FINANCIAL STATEMENTS**

**JUNE 30, 2020**



TABLE OF CONTENTS

	<u>PAGE</u>
Independent Auditors' Report	1-2
Management's Discussion and Analysis (Unaudited)	3-11
<b>Basic Financial Statements</b>	
Statement of Net Position	12
Statement of Revenues, Expenses, and Changes in Net Position	13
Statement of Cash Flows	14
Notes to Basic Financial Statements	15-34
<b>Required Supplemental Information</b>	
Schedule of the Proportionate Share of Net Pension Liability (Asset)	35
Schedule of Contributions	36
Schedule of Change in the Net OPEB Liability and Related Ratios	37
Schedule of Humboldt Bay Municipal Water District's Contributions – OPEB	38
<b>Other Supplemental Information</b>	
Report on Internal Control Over Financial Reporting and on Compliance and Other Matters Based on an Audit of Financial Statements Performed in Accordance with <i>Government Auditing Standards</i>	39-40

## INDEPENDENT AUDITORS' REPORT

To the Board of Directors  
Humboldt Bay Municipal Water District  
Eureka, California

### Report on the Financial Statements

We have audited the accompanying financial statements of the business-type activities and the major fund of Humboldt Bay Municipal Water District, as of and for the year ended June 30, 2020, and the related notes to the financial statements, which collectively comprise Humboldt Bay Municipal Water District's basic financial statements as listed in the table of contents.

### Management's Responsibility for the Financial Statements

Management is responsible for the preparation and fair presentation of these financial statements in accordance with accounting principles generally accepted in the United States of America; this includes the design, implementation, and maintenance of internal control relevant to the preparation and fair presentation of financial statements that are free from material misstatement, whether due to fraud or error.

### Auditor's Responsibility

Our responsibility is to express opinions on these financial statements based on our audit. We conducted our audit in accordance with auditing standards generally accepted in the United States of America and the standards applicable to financial audits contained in *Government Auditing Standards*, issued by the Comptroller General of the United States and the State Controller's Minimum Audit Requirements and Reporting Guidelines for California Special Districts. Those standards require that we plan and perform the audit to obtain reasonable assurance about whether the financial statements are free from material misstatement.

An audit involves performing procedures to obtain audit evidence about the amounts and disclosures in the financial statements. The procedures selected depend on our judgment, including the assessment of the risks of material misstatement of the financial statements, whether due to fraud or error. In making those risk assessments, we consider internal control relevant to Humboldt Bay Municipal Water District's preparation and fair presentation of the financial statements in order to design audit procedures that are appropriate in the circumstances, but not for the purpose of expressing an opinion on the effectiveness of Humboldt Bay Municipal Water District's internal control. Accordingly, we express no such opinion. An audit also includes evaluating the appropriateness of accounting policies used and the reasonableness of significant accounting estimates made by management, as well as evaluating the overall presentation of the financial statements.

We believe that the audit evidence we have obtained is sufficient and appropriate to provide a basis for our audit opinions.

### Opinions

In our opinion, the financial statements referred to above present fairly, in all material respects, the respective financial position of the business-type activities and the major fund of Humboldt Bay Municipal Water District, as of June 30, 2020, and the respective changes in financial position for the year then ended in accordance with accounting principles generally accepted in the United States of America.

To the Board of Directors  
Humboldt Bay Municipal Water District – Page 2

#### Other Matters

##### *Report on Summarized Comparative Information*

We have previously audited Humboldt Bay Municipal Water District's June 30, 2019 financial statements, and we expressed an unmodified audit opinion on those audited financial statements in our report dated April 2, 2020. In our opinion, the summarized comparative information presented herein as of and for the year ended June 30, 2019, is consistent, in all material respects, with the audited financial statements from which it has been derived.

##### *Required Supplementary Information*

Accounting principles generally accepted in the United States of America require that the management's discussion and analysis (pages 3-11) and the required supplementary information (page 35-38), as listed in the table of contents, be presented to supplement the basic financial statements. Such information, although not a part of the basic financial statements, is required by the Governmental Accounting Standards Board, who considers it to be an essential part of financial reporting for placing the basic financial statements in an appropriate operational, economic, or historical context. We have applied certain limited procedures to the required supplementary information in accordance with auditing standards generally accepted in the United States of America, which consisted of inquiries of management about the methods of preparing the information and comparing the information for consistency with management's responses to our inquiries, the basic financial statements, and other knowledge we obtained during our audit of the basic financial statements. We do not express an opinion or provide any assurance on the information because the limited procedures do not provide us with sufficient evidence to express an opinion or provide any assurance.

##### Other Reporting Required by Government Auditing Standards

In accordance with *Government Auditing Standards*, we have also issued our report dated XX/XX/XX, on our consideration of Humboldt Bay Municipal Water District's internal control over financial reporting and on our tests of its compliance with certain provisions of laws, regulations, contracts, and grant agreements and other matters. The purpose of that report is to describe the scope of our testing of internal control over financial reporting and compliance and the results of that testing, and not to provide an opinion on the effectiveness of the Humboldt Bay Municipal Water District's internal control over financial reporting or on compliance. That report is an integral part of an audit performed in accordance with *Government Auditing Standards* in considering Humboldt Bay Municipal Water District's internal control over financial reporting and compliance.

R. J. Ricciardi, Inc.  
Certified Public Accountants

San Rafael, California



Humboldt Bay Municipal Water District  
MANAGEMENT'S DISCUSSION AND ANALYSIS (UNAUDITED)  
For the Year Ended June 30, 2020

The purpose of this section of the financial statements is to present management's discussion and analysis of the Humboldt Bay Municipal Water District's (District) financial performance during the fiscal year that ended on June 30, 2020. We recommend that readers review this in conjunction with the remainder of the financial statements.

### **INTRODUCTION AND BACKGROUND**

We would first like to provide a brief overview of the District and the customers served which will provide a context for the financial statements and the discussion which follows.

#### **The Regional Water System:**

The District was formed in 1956 pursuant to the Municipal Water District Act of the California Water Code. The District completed construction of the regional water system in 1961, and service commenced to the Cities of Eureka and Arcata and two pulp mills on the Samoa Peninsula. Since the initial construction, a number of additions and improvements to the regional system have been made, and additional wholesale customers have joined the regional system. Since inception, this regional water system has efficiently and reliably served the municipal and industrial water needs of customers in the Humboldt Bay region.

The regional water system includes the following components: R.W. Matthews Dam (which forms Ruth Lake) and the Gosselin Power House, in Trinity County; and the following facilities in Humboldt County: 1) diversion works on the Mad River northeast of Arcata capable of supplying 75 million gallons per day, 2) treatment facilities, including the Lloyd L. Hecathorn Turbidity Reduction Facility, 3) over 35 miles of pipeline infrastructure around the Humboldt Bay area to deliver water to the wholesale customers, and 4) extensive communication and control systems to operate and control the regional system including the John R. Wenzler Operations and Control Center.

#### **Customers Served and Associated Wholesale Water Contracts:**

The District supplies treated domestic water to seven municipal agencies on a wholesale basis. The municipalities served by the District are the Cities of: Arcata, Blue Lake and Eureka, and the Community Services Districts of: Fieldbrook/Glendale, Humboldt, Manila and McKinleyville. Via the wholesale relationship, the District serves water to an estimated residential population of 88,000 (approximately 65% of the entire County), and to numerous businesses, industries and educational institutions.

The District provides retail water service to about 200 customers who reside outside the service territory of other water purveyors, but are located in close proximity to District facilities. Approximately 100 of these customers are located on the Samoa Peninsula. The local residents are in the process of forming the Peninsula Community Services District to perform water, sewer, fire protection, parks and recreation services. Once formed and operational, the District retail customers located within that jurisdictional boundaries will cease being retail customers of the District. The financial impact to the District has not been analyzed. There is no definitive date to transition these District retail customers to the Peninsula CSD. However, it is expected to occur within the next two to three years.

The District also has facilities to supply untreated water to customers on the Samoa Peninsula. The District was serving one wholesale industrial customer (pulp mill) until it ceased operations on October 15, 2008. Recently there is renewed interest in the industrial raw water that the District is able to supply to the Samoa Peninsula. Currently, Nordic Aquafarms is in the Due Diligence/Permitting/Engineering phase. The permit applications were submitted in 2020 and Nordic is anticipating permit finalizations into 2021 for developing land-based aquaculture on the Peninsula. While this project is still several years until completion, once in operation the facility will deliver fish to the entire West Coast of the United States. In addition to Nordic, there are also several other entities involving aqua culture that are currently considering siting on the Samoa Peninsula due in part to the availability of the raw water from the District. The District is participating on the Samoa Peninsula Infrastructure Workgroup with other public agencies to explore the most beneficial mechanism for obtaining funding to improve infrastructure on the Samoa Peninsula for economic development improvements and the betterment of the community members who live there and the economy of Humboldt County.

Humboldt Bay Municipal Water District  
MANAGEMENT'S DISCUSSION AND ANALYSIS (UNAUDITED)  
 For the Year Ended June 30, 2020

Ultimately, this increased economic and water dependent activity on the Samoa Peninsula is expected to revitalize the District's industrial water system albeit at a much lower consumption rate than experienced by the former pulp mills.

The District has long-term contracts in place with each of its seven wholesale municipal customers. These 20-year contracts were amended in early 2017 and have an effective date of July 1, 2017. These contracts will be in place until June 30, 2037, with an opportunity to extend for another ten years.

These contracts define the terms and conditions by which the District provides water service to its customers. The contracts specify that all operating, maintenance and capital costs associated with the regional water system are paid for by the wholesale customers. The contracts also specify the manner in which these costs are allocated *among* the wholesale customers. Furthermore, they specify that most revenues received by the District, other than those associated with wholesale water sales, are credited back to the wholesale customers, and thus offset the costs that the wholesale customers otherwise pay. Examples of such revenues which are credited back to the wholesale customers include the District's share of 1% property taxes, a portion of power sales from the hydro-electric facility, interest income, revenues associated with retail water service, and other miscellaneous revenues.

A summary of the current cost allocation provisions of the wholesale contract is as follows:

Type of Cost	Municipal Customers' Cost Share	Industrial Customer(s) Cost Share
Debt Service for Turbidity Reduction Facility	100%	0%
Operation, Maintenance and Capital Expenditures associated with drinking water treatment facilities (i.e., facilities associated with providing safe drinking water in accordance with federal and state requirements).	100%	0%
Operation, Maintenance and Capital Expenditures associated with all other aspects of the regional water supply, pumping and distribution system (other than power for pumping water).  *Change in % due to pulp mill closure.	55% increased to 100% effective April 1, 2009*	45% decreased to 0% effective April 1, 2009*
Power Costs for Pumping Water	In proportion to actual power use.	n/a

Additionally, the wholesale contracts provide that "Additions to Reserves" may be charged to the wholesale customers should the District need to replenish its General Reserve level. In FY2017-18, FY2018-19, and FY2019-20, the charges for additions to reserves to the wholesale customers was \$350,000.



Humboldt Bay Municipal Water District  
MANAGEMENT'S DISCUSSION AND ANALYSIS (UNAUDITED)  
For the Year Ended June 30, 2020

## OVERVIEW OF THE FINANCIAL STATEMENTS

This discussion and analysis is intended to serve as an introduction to the District's basic financial statements. The District's basic financial statements are comprised of several components: a) the Statements of Net Position, b) the Statements of Revenues, Expenses, and Changes in Net Position, and c) the Statements of Cash Flows. These financial statements present the District's financial position on an enterprise fund basis. An enterprise fund accounts for goods or services which are provided to outside parties – in the District's case, this is wholesale and retail water service.

## BASIC FINANCIAL STATEMENTS

The financial statements are designed to provide readers with a broad overview of the District's finances, in a manner like a private-sector business. These statements offer short- and long-term financial information about District activities.

The Statement of Net Position includes all of the District's assets and liabilities and provides information about the nature and amounts of investments in resources (assets) and the obligations to District creditors (liabilities). It also provides the basis for evaluating the capital structure of the District and assessing the liquidity and financial flexibility of the District.

All of the current year's revenues and expenses are accounted for in the Statement of Revenues, Expenses, and Changes in Net Position. This statement measures the results of the District's operations over the past year and can be used to determine the District's general financial well-being and whether the District has recovered its costs through its water charges.

The final financial statement is the Statement of Cash Flows. The primary purpose of this statement is to provide information about the District's cash receipts and cash payments during the reporting period. The statement reports cash receipts, cash payments, and the changes in cash resulting from operations and investments. It also provides answers to such questions as where cash came from, what was cash used for, and what was the change in cash balance during the reporting period.

There may be minor rounding differences between the following tables and the financial statements.

## FINANCIAL HIGHLIGHTS

- The District's net position was \$25,890,578 as of June 30, 2020, an increase of \$3,306,105 compared to June 30, 2019.
- Revenues were \$10,544,423, a decrease of \$169,423 from FY 2018-19.
- Expenses were \$7,988,453, a decrease of \$670,221 from FY 2018-19.

## SINGLE AUDIT ACT REPORT

The District was not subject to the Single Audit Act for FY2019-2020. This is a separate audit that focuses specifically on Federal funding sources when an agency expends/receives funds in excess of \$750,000 over the course of a fiscal year. The Single Audit focuses specifically on auditing the funds spent/received from the Federal Government – for Humboldt Bay Municipal Water District, this includes funds allocated by FEMA for Hazard Mitigation Grants.



Humboldt Bay Municipal Water District  
MANAGEMENT'S DISCUSSION AND ANALYSIS (UNAUDITED)  
 For the Year Ended June 30, 2020

**DISCUSSION AND ANALYSIS**

Our analysis of the District begins on page 12 of the financial statements. The Statements of Net Position present information on all of the District's assets and liabilities, with the difference between the two reported as net position. Over time, increases or decreases in net position may serve as a useful indicator of whether the financial position of the District is improving or deteriorating. A summary of the District's Condensed Statements of Net Position is presented in Table 1 below.

<b>TABLE 1</b>				
<b>CONDENSED STATEMENTS OF NET POSITION</b>				
	FY 2019-2020	FY 2018-2019	Change	
			\$	%
<b>ASSETS</b>				
Current Assets	\$4,814,641	\$2,489,337	\$2,325,304	93.41%
Restricted Cash & Investments	4,499,950	3,345,940	1,154,010	34.49%
Land, Property & Equipment (net Accum. Depr.)	28,316,486	26,448,947	1,867,539	7.06%
<b>Total Assets</b>	<b>\$37,631,077</b>	<b>32,284,224</b>	<b>\$5,346,853</b>	<b>16.56%</b>
<b>Deferred Outflows of Resources</b>	<b>1,126,728</b>	<b>1,190,306</b>	<b>(63,578)</b>	<b>-5.34%</b>
<b>LIABILITIES</b>				
Current Liabilities	3,785,902	1,513,868	2,272,034	150.08%
Post-Retirement Health Benefits Obligation	4,351,625	4,197,904	153,721	3.66%
Net Pension Liability	3,155,817	2,907,930	247,887	8.52%
Long-term Debt	1,448,383	2,152,701	(704,318)	-32.72%
<b>Total Liabilities</b>	<b>12,741,727</b>	<b>10,772,403</b>	<b>1,969,324</b>	<b>18.28%</b>
<b>Deferred Inflows of Resources</b>	<b>125,500</b>	<b>117,654</b>	<b>7,846</b>	<b>6.67%</b>
<b>NET POSITION</b>				
Net Investment in Capital Assets	26,163,785	23,595,978	2,567,807	10.88%
Restricted (for debt service)	181,836	215,702	(33,866)	-15.70%
Restricted (for capital projects)	2,384,515	1,746,406	638,109	36.54%
Restricted (for credits to municipalities)	450,593	31,906	418,687	1312.25%
Unrestricted	(3,290,151)	(3,005,519)	(284,632)	9.47%
<b>TOTAL NET POSITION</b>	<b>\$25,890,578</b>	<b>\$22,584,473</b>	<b>\$3,306,105</b>	<b>14.64%</b>

As can be seen from the table above, the net position as of June 30, 2020 was \$25,890,578, an increase of \$3,306,105 as compared to June 30, 2019. The majority of this change is due to increased advanced charges collected for the required District match for upcoming large grant funded projects.

The largest portion of the District's net position is its investment in capital assets called property and equipment (e.g., land, buildings, equipment, and water system infrastructure), less any related debt used to acquire those assets that is still outstanding. The District uses these capital assets to provide water services to its wholesale and retail customers, and consequently, these assets are not available for future spending. Although the District's investment in its capital assets is reported net of related debt, it should be noted that the resources needed to repay this debt must be provided from other sources, since the capital assets themselves cannot be used to satisfy these liabilities.

Humboldt Bay Municipal Water District  
MANAGEMENT'S DISCUSSION AND ANALYSIS (UNAUDITED)  
For the Year Ended June 30, 2020

The Statements of Revenues, Expenses, and Changes in Net Position (page 13) present information showing how the District's net position changed during the most recent fiscal year. All changes in net position are reported as soon as the underlying event giving rise to the change occurs, regardless of the timing of related cash flows. Thus, revenues and expenses are reported in this statement for some items that will result in cash flows in future fiscal periods (e.g. uncollected taxes, or earned but unused vacation leave).

A summary of the District's Condensed Statements of Revenues, Expenses, and Changes in Net Position is presented in Table 2.

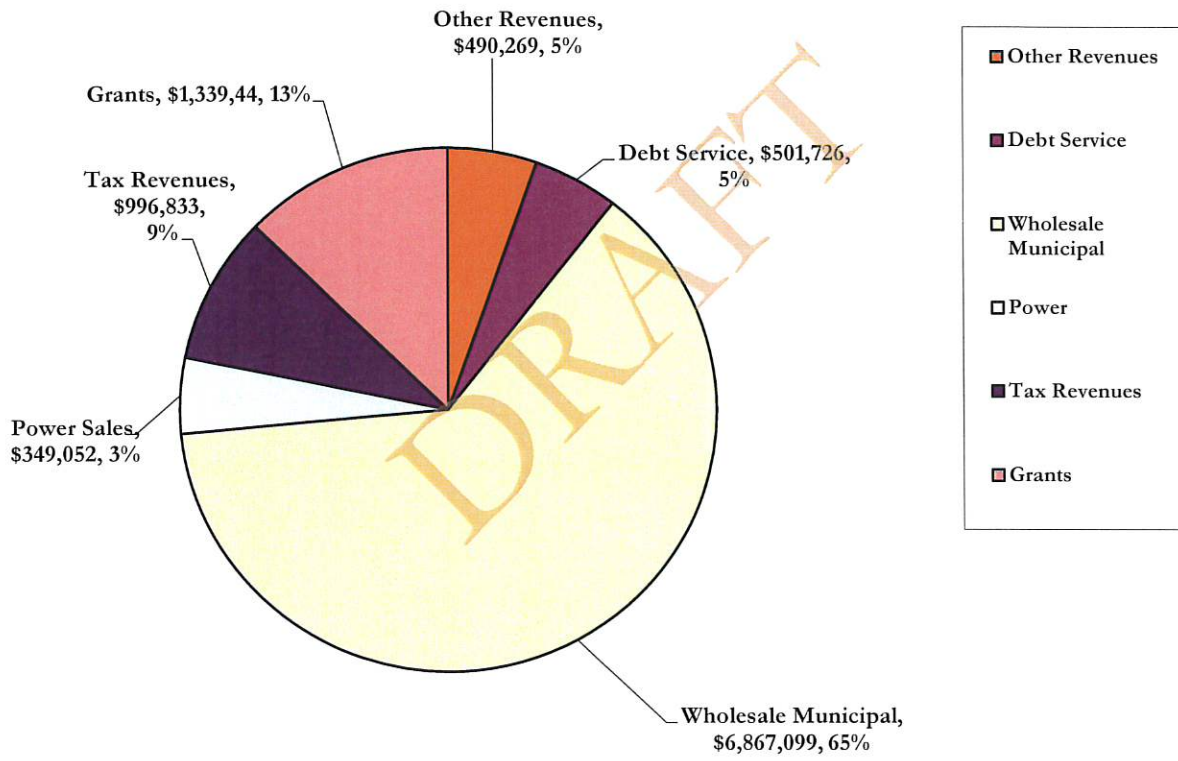
<b>TABLE 2</b>				
<b>CONDENSED STATEMENT OF REVENUES, EXPENSES, AND CHANGES IN NET POSITION</b>				
	FY 2019-2020	FY 2018-2019	Change	
			\$	%
<b>REVENUES</b>				
<b>*Operating:</b>				
Water Sales	\$6,867,099	\$6,719,688	\$147,411	2.19%
Power Sales	349,052	497,664	(148,612)	-29.86%
SRF Debt Service Receipt	501,726	552,061	(50,335)	-9.12%
Other Operating	411,713	575,600	(163,887)	-28.47%
<b>*Non-Operating:</b>				
Taxes	996,833	972,985	23,848	2.45%
Interest Income	78,556	37,647	40,909	108.66%
Grant Revenues	1,339,444	1,358,201	(18,757)	-1.38%
<b>Total Revenues</b>	<b>10,544,423</b>	<b>10,713,846</b>	<b>(169,423)</b>	<b>-1.58%</b>
<b>EXPENSES</b>				
Operating expense	6,985,703	7,653,714	(668,011)	-8.73%
Non-operating expense	9,257	23,077	(13,820)	-59.89%
Depreciation	1,400,033	1,341,741	58,292	4.34%
Less Reimbursements	(406,540)	(359,858)	(46,682)	12.97%
<b>Total Expenses</b>	<b>7,988,453</b>	<b>8,658,674</b>	<b>(670,221)</b>	<b>-7.74%</b>
Capital Contributions	52,896	15,933	36,963	100%
<b>Change in Net Position</b>	<b>2,608,866</b>	<b>2,071,105</b>	<b>537,761</b>	<b>25.96%</b>
Beginning Net Position	23,281,712	20,513,368	2,768,344	13.50%
<b>Ending Net Position</b>	<b>\$25,890,578</b>	<b>\$22,584,473</b>	<b>\$3,306,105</b>	<b>14.64%</b>

While the Statements of Net Position show the changes in financial position, the Statements of Revenues, Expenses, and Changes in Net Position explain the nature and source of these changes. As shown in Table 2, the change in net position increased by \$3,306,105 compared to the prior year. The changes in revenues and expenses which contributed to this change in net position are reflected in the above line-item detail.

Humboldt Bay Municipal Water District  
MANAGEMENT'S DISCUSSION AND ANALYSIS (UNAUDITED)  
 For the Year Ended June 30, 2020

As a supplement to the Statements of Revenues, Expenses, and Changes in Net Position, Chart 1 presents operating, and non-operating revenues earned in FY 2019-20 by category along with the proportionate share of the total revenue each category represents. The total revenues reflected in Chart 1 are \$10,544,423. The municipal customer receipts of \$501,726 for repayment of the District's SRF Loan for the Turbidity Reduction Facility, which is further described in the subsequent Long-Term Debt section and the grant funding receipts of \$1,339,444, are associated with repayment of long-term debt and special funding respectively and not current operations. The major fluctuations in revenues and expenses relate to the increased grant funding and related expenditures. The power revenue was lower this year due to decreased rainfall than the prior year.

**Chart 1 Revenues Received by Category for FY 2019-20**



**Total Revenues \$10,544,423**

**PROPERTY AND EQUIPMENT**

The District has invested approximately \$69,105,772 in a broad range of infrastructure for the regional water system. Table 3 presents a summary of the District's property and equipment. The total increase in the current year property and equipment additions in the amount of \$3,184,098 is mostly attributable to the Water System Infrastructure account. That account balance was \$61,879,363 at June 30, 2020.



Humboldt Bay Municipal Water District  
MANAGEMENT'S DISCUSSION AND ANALYSIS (UNAUDITED)  
 For the Year Ended June 30, 2020

	FY 2019- 2020	FY 2018- 2019	Change	
			\$	%
Buildings (includes land)	\$4,590,623	\$3,767,180	\$823,443	21.86%
Equip - Auto/Mobile/Office/Radio/Tools	2,635,786	2,625,607	10,179	0.39%
Water System Infrastructure (excludes land)	61,879,363	61,627,896	251,467	0.41%
Total Property and Equipment	69,105,772	68,020,683	1,085,089	1.60%
Less Accumulated Depreciation	(43,753,607)	(42,437,048)	(1,316,559)	3.10%
Add Projects in Progress	2,964,321	865,312	2,099,009	242.57%
<b>Total Property &amp; Equipment (net of depr)</b>	<b>\$28,316,486</b>	<b>\$26,448,947</b>	<b>\$1,867,539</b>	<b>7.06%</b>

#### LONG-TERM DEBT

At June 30, 2020 year-end, the District has two long-term notes payable outstanding for a total amount of \$2,152,701. The first has an outstanding balance of \$1,915,679. This is the SRF Loan used to finance the Turbidity Reduction Facility. The SRF loan carries no interest (i.e., zero percent), and has a repayment term of 20 years. The initial SRF loan balance at its inception in 2004 was \$10,946,736. The debt service for the SRF Loan is paid in its entirety by the District's wholesale municipal customers in accordance with the wholesale water contracts (via Price Factor 1).

The second note payable has an outstanding balance of \$237,022. This is the Water System Improvement Loan or U.S. Bank loan, used to finance various improvements to the water system consisting generally of well and pump improvements, and pipeline replacement. The U.S. Bank loan carries interest at 2.63% and has a repayment term of 10 years. The District makes semi-annual payments of \$81,094 including principal and interest to U.S. Bank, for a resulting annual payment of \$162,188. The Water System Improvement loan balance at its inception in 2011 was \$1,418,000. The debt service for the Water System Improvement Loan is paid in its entirety by the District's wholesale municipal customers in accordance with the wholesale water contracts (via Price Factor 2).

#### DESCRIPTION OF CURRENTLY KNOWN FACTS OR CONDITIONS THAT MAY HAVE A SIGNIFICANT EFFECT ON THE FINANCIAL POSITION OR RESULTS OF OPERATIONS

##### Pulp Mill Closure

On October 15, 2008 (FY2008-09), the District's only industrial customer, Evergreen Pulp, shut down its pulp mill. The pulp mill was sold on February 6, 2009 to Samoa Acquisition Corporation (SAC). The District had an interim agreement with the new owner until April 30, 2009. The District shut off the water supply to the mill on May 1, 2009. This industrial property was acquired by the Humboldt Bay Harbor Recreation and Conservation District for development. The Humboldt Bay Harbor Recreation and Conservation District has worked with the Humboldt County Redevelopment Agency to market the viability of this property over the past years. Nordic Aquafarms is currently in the permitting process for the development of a land-based seafood production facility. This will allow the District to again begin selling raw industrial water to the Samoa Peninsula. The District continues to participate in the Samoa Peninsula Infrastructure Workgroup with other public agencies to explore the most beneficial mechanism for obtaining funding to improve infrastructure on the Samoa Peninsula for economic development improvements and the betterment of the community members who live there and the economy of Humboldt County.

Humboldt Bay Municipal Water District  
MANAGEMENT'S DISCUSSION AND ANALYSIS (UNAUDITED)  
For the Year Ended June 30, 2020

Ultimately, this increased economic and water dependent activity on the Samoa Peninsula is expected to revitalize the District's industrial water system albeit at a much lower consumption rate than experienced by the former pulp mills. Although the quantities will be significantly less than prior pulp-mill usage, the District looks forward to utilizing its industrial water system that has been idle for almost 10-years.

While previous pulp mills had been paying 45% of the District's operation, maintenance, and capital expenditure costs associated with all aspects of the regional water supply except for the drinking water treatment facilities, (for 2008-09, the mill's contribution to the cost of the regional water system would have been approximately \$1.1 million.), due to the significantly less raw water that is anticipated to be needed by the new operations, this contribution by new businesses is anticipated to be significantly less.

Under the terms of the District's Ordinance 16 contracts, costs were shifted to the remaining wholesale customers (seven municipal agencies) beginning April 1, 2009. Whereas the municipalities had previously been paying 55% of costs, currently they now pay 100%. This allocation percentage will be negotiated once new contracts are signed with Nordic Aquafarms and any other entities relocating/establishing on the Samoa Peninsula and purchasing raw water from the District.

Since the closure of the mill in 2009, the District has been diligent in searching for possible new customers or uses for the water that has been available. There is current development interest activity on the Peninsula; it is anticipated to take several more years to complete infrastructure upgrades and construction.

#### **Capital Improvement Program**

The District has implemented a substantial capital improvement program (CIP) given the age of its infrastructure (50 years). Mechanisms to finance CIP projects include pursuing grant funding, issuing new long-term debt, and working with wholesale municipal customers to increase revenues through water rates.

The first completed large infrastructure project undertaken was the Ranney Collector #3 Rehabilitation project. For financing purposes this was bundled with the Techite Pipeline Replacement project. Total projected funding needs of \$5,165,000 were met using a combination of Federal Emergency Management Agency (FEMA) grant funding, reserve funds, advance charges collected from the municipal customers, and bank loan.

The Emergency Intertie project was a multijurisdictional project led by the District. The project partners were: HBMWD, the City of Arcata, the City of Eureka and the McKinleyville Community Services District. This project installed new water transmission interconnections between the agencies to allow for water supply redundancy in the event of a supply line disruption. A State of California Department of Public Health Proposition 50 grant in the amount of \$3,648,550 was received for this project. The construction was completed during FY2014-15 and the assets created via this construction project were transferred to the respective agencies in accordance with the terms and conditions of the Special Facilities Agreement (May 3, 2013).

The next significant infrastructure project was the replacement of the 1MG domestic reservoir roof. This tank has been in service for almost fifty years and was showing signs of stress and corrosion. This project replaced the entire roof and repainted the reservoir to extend its' life another 40-50 years. This project was completed in FY2017-18. Funding for this project was a combination of advance charges collected from the municipal customers and by the District through water rates.

The replacement of the District's pipeline that crosses over the Mad River to serve the City of Blue Lake and the Fieldbrook-Glendale Community Services District was the next large CIP project. While the project cost was estimated to be \$3,573,000, the completed project total was \$2,025,510. These funds were provided through the award of a State of California Department of Water Resources Proposition 84 grant via the North Coast Integrated Regional Water Management Plan in the amount of \$700,000, as well as the receipt of a FEMA Hazard Mitigation grant in the amount of \$2,679,750. This project was completed early FY2018-19.



Humboldt Bay Municipal Water District  
MANAGEMENT'S DISCUSSION AND ANALYSIS (UNAUDITED)  
For the Year Ended June 30, 2020

The removal of the Surge Tower for the industrial line was completed in late FY 2018-19. This large tower had lost some of its structural integrity and it was feared that should the tower fall or collapse, due to its proximity to both the industrial and domestic water lines, significant damage and loss of service to municipal customers and their residents would occur. While this project was originally estimated to cost \$960,000, due to a revision of the project upon realization that the tower did not need to be replaced only removed, the final cost for this project was \$256,343 and was mostly (75%) funded by another FEMA Hazard Mitigation grant.

The relocation of the District's 12kV Switchgear is the next large CIP project that is currently underway and is also mostly funded by a FEMA Hazard Mitigation grant. This project did go out to bid early CY2020. Based on the awarded bid, the project will exceed the original construction budget by \$1,096,328. The District has also encountered other previously unknown costs and has requested additional funding from FEMA of \$1,256,328 which was approved. Total anticipated cost is expected to be \$3,023,238. This is a large project and is anticipated to span multiple years, with current estimated completion in early 2022.

CONTACTING THE DISTRICT'S FINANCIAL MANAGEMENT

The financial report is designed to provide our citizens, customers, and creditors with a general overview of the District's finances and to demonstrate the District's accountability for the money it receives. If you have a question about this report or need additional financial information, contact the Business Manager or General Manager at Humboldt Bay Municipal Water District, 828 Seventh Street, Eureka, California, 95501.



BASIC FINANCIAL STATEMENTS

DRAFT

Humboldt Bay Municipal Water District  
STATEMENT OF NET POSITION  
 June 30, 2020  
 (With Comparative Totals for June 30, 2019)

<u>ASSETS</u>	<u>2020</u>	<u>2019</u>
Current assets:		
Cash and investments	\$ 4,250,708	\$ 2,151,376
Restricted cash and investments:	4,499,950	3,345,940
Total cash and investments	<u>8,750,658</u>	<u>5,497,316</u>
Accounts receivable	188,509	183,042
Interest receivable	-	-
Grants Receivable	267,821	70,000
Inventory	61,536	52,919
Prepaid items	46,067	32,000
Total current assets	<u>9,314,591</u>	<u>5,835,277</u>
Capital assets:		
Non-depreciable assets	4,336,293	2,237,284
Depreciable assets (net of depreciation)	<u>23,980,193</u>	<u>24,211,663</u>
Total assets	<u>37,631,077</u>	<u>32,284,224</u>
<u>DEFERRED OUTFLOWS</u>		
Deferred outflows related to pensions	970,478	1,065,264
Deferred outflows related to OPEB	156,250	125,042
Total deferred outflows	<u>1,126,728</u>	<u>1,190,306</u>
<u>LIABILITIES AND NET POSITION</u>		
Current liabilities:		
Accounts payable	202,935	285,621
Compensated absences	374,188	354,338
Accrued expenses	<u>2,504,461</u>	<u>173,641</u>
Total current liabilities	<u>3,081,584</u>	<u>813,600</u>
Long-term liabilities:		
Due within one year	704,318	700,268
Due in more than one year	1,448,383	2,152,701
Other post-employment benefits	4,351,625	4,197,904
Net pension liability	<u>3,155,817</u>	<u>2,907,930</u>
Total long-term liabilities	<u>9,660,143</u>	<u>9,958,803</u>
Total liabilities	<u>12,741,727</u>	<u>10,772,403</u>
<u>DEFERRED INFLOWS</u>		
Deferred inflows related to pensions	<u>125,500</u>	<u>117,654</u>
Net position:		
Invested in capital assets, net of related debt	26,163,785	23,595,978
Restricted for debt service	181,836	215,702
Restricted for capital projects	2,384,515	1,746,406
Restricted for credits to municipalities	450,593	31,906
Unrestricted	<u>(3,290,151)</u>	<u>(3,005,519)</u>
Total net position	<u>\$ 25,890,578</u>	<u>\$ 22,584,473</u>

The accompanying notes are an integral part of these financial statements.

Humboldt Bay Municipal Water District  
STATEMENT OF REVENUES, EXPENSES AND  
CHANGES IN NET POSITION  
 For the Year Ended June 30, 2020  
 (With Comparative Totals for the Year Ended June 30, 2019)

	2020	2019
Operating revenues:		
Municipal customer water sales	\$ 6,536,355	\$ 6,558,913
Retail customer water sales	330,744	434,443
Debt service receipts	501,726	278,393
Total water sales	7,368,825	7,271,749
Power sales	349,052	497,664
Other operating revenues	411,713	575,600
Total operating revenues	8,129,590	8,345,013
Operating expenses:		
Salaries and benefits	3,787,488	4,426,662
Employee retirement contributions	759,680	487,633
Power and pumping	815,901	722,360
Engineering	262,650	261,915
Materials and supplies	178,412	155,050
Repairs and maintenance	460,548	849,141
Auto and travel expenses	61,859	54,510
Insurance	73,825	89,330
Legal and accounting fees	90,964	97,677
Professional assistance	129,090	169,438
Tax and license	137,228	124,017
Training	51,399	50,648
Bad debt	-	455
Other operating expenses	176,659	181,842
Depreciation	1,400,033	1,341,741
Total operating expenses before reimbursements	8,385,736	9,012,419
Reimbursements for services and costs	(406,540)	(359,858)
Total operating expenses	7,979,196	8,652,561
Operating income (loss)	150,394	(307,548)
Non-operating revenues (expenses):		
Tax revenues	996,833	972,985
Grant revenues	1,339,444	1,358,201
Interest revenues	78,556	37,647
Interest expense	(9,257)	(6,113)
Total non-operating revenues (expenses)	2,405,576	2,362,720
Income (loss) before contributions	2,555,970	2,055,172
Capital contributions	52,896	15,933
Change in net position	2,608,866	2,071,105
Net position, beginning of period	22,584,473	20,513,368
Prior period adjustment	697,239	-
Net position, beginning of period restated	23,281,712	20,513,368
Net position, end of period	\$ 25,890,578	\$ 22,584,473

The accompanying notes are an integral part of these financial statements.



Humboldt Bay Municipal Water District  
STATEMENT OF CASH FLOWS  
 For the Year Ended June 30, 2020

(With Comparative Totals for the Year Ended June 30, 2019)

	<u>2020</u>	<u>2019</u>
Cash flows from operating activities:		
Receipts from customers	\$ 9,227,902	\$ 9,134,260
Payments to suppliers	(2,543,905)	(2,465,097)
Payments to employees	<u>(1,723,466)</u>	<u>(4,717,823)</u>
Net cash provided (used) by operating activities	<u>4,960,531</u>	<u>1,951,340</u>
Cash flows from non-capital financing activities:		
Taxes and assessments	996,833	972,985
Net cash provided (used) by non-capital financing activities	<u>996,833</u>	<u>972,985</u>
Cash flows from capital and related financing activities:		
Acquisition and construction of capital assets	(3,267,572)	(2,599,053)
Capital contributions	52,896	15,933
Receipts of capital grants	1,141,623	1,828,923
Interest expense	(9,257)	(6,113)
Payment on current portion of bonds	<u>(700,268)</u>	<u>(696,324)</u>
Net cash provided (used) by capital and related financing activities	<u>(2,782,578)</u>	<u>(1,456,634)</u>
Cash flows from investing activities:		
Interest earned	78,556	37,647
Net cash provided by investing activities	<u>78,556</u>	<u>37,647</u>
Net increase (decrease) in cash and cash equivalents	3,253,342	1,505,338
Cash and cash equivalents - beginning of period	<u>5,497,316</u>	<u>3,991,978</u>
Cash and cash equivalents - end of period	<u>\$ 8,750,658</u>	<u>\$ 5,497,316</u>
Reconciliation of operating income (loss) to net cash provided (used in) operating activities:		
Operating income (loss)	\$ 150,394	\$ (307,548)
Adjustments to reconcile operating income (loss) to net cash provided by operating activities:		
Depreciation	1,400,033	1,341,741
Prior period adjustment	697,239	
Changes in certain assets and liabilities:		
Accounts receivable	(5,467)	429,389
Inventory	(8,617)	(991)
Prepaid items	(14,067)	104,287
Accounts payable	(82,686)	187,990
Accrued expenses	2,330,820	36,982
Compensated absences	19,850	37,451
Deferred outflows	63,578	91,525
Deferred inflows	7,846	(6,712)
Net pension liability	247,887	(103,099)
Other post-employment benefits	153,721	140,325
Net cash provided (used) by operating activities	<u>\$ 4,960,531</u>	<u>\$ 1,951,340</u>

The accompanying notes are an integral part of these financial statements.

Humboldt Bay Municipal Water District  
NOTES TO FINANCIAL STATEMENTS  
For the Year Ended June 30, 2020

NOTE 1 - SUMMARY OF SIGNIFICANT ACCOUNTING POLICIES

The financial statements of Humboldt Bay Municipal Water District (the District) have been prepared in conformity with generally accepted accounting principles (GAAP) as applied to government units. The Governmental Accounting Standards Board (GASB) is the accepted standard setting body for establishing governmental accounting and financial reporting principles.

This summary of significant accounting policies of the District is presented to assist in understanding the financial statements. The financial statements and notes are representations of management, who is responsible for their integrity and objectivity. These accounting policies have been consistently applied in the preparation of the financial statements.

A. Reporting Entity

The District has no oversight responsibility over any other governmental unit and is not included in any other governmental "reporting entity" as defined in GASB pronouncements. The Board of Directors are elected by the public and have the decision-making authority to levy taxes, the power to designate management, the ability to significantly influence operations, and the primary accountability for fiscal matters.

B. Nature of Activities

The District is a state-authorized special purpose government established to provide water services to the Humboldt Bay region. It was formed in 1956 under provisions of the Municipal Water District Act of 1911. The District provides retail water service to residential customers, and it contracts with seven municipal agencies for the purchase of treated domestic water for resale.

C. Basis of Presentation

The financial statements required by GASB Statement No. 34, *Basic Financial Statements - and Management's Discussion and Analysis - for State and Local Governments*, as amended by GASB Statement No. 63, include a statement of net position, a statement of revenues, expenses, and changes in net position, and a statement of cash flows.

The District utilizes an enterprise fund, which is a proprietary fund type. Proprietary funds are used to account for activities similar to those found in the private sector, where the determination of net income is necessary or useful to sound financial administration. Enterprise funds account for goods or services that are provided to outside parties. The District has elected to use the reporting model for special-purpose governments engaged only in business-type activities. In accordance with the business-type activities reporting model, the District prepares its statement of cash flows using the direct method.

D. Measurement Focus/Basis of Accounting

Measurement focus refers to what is being measured. Basis of accounting refers to the timing of the recognition of revenues and expenditures in the accounts and their reporting in the financial statements.

Proprietary fund types are accounted for on an economic resources measurement focus using the accrual basis of accounting in which revenues are recognized when earned and expenses are recognized when the related liabilities are incurred.



Humboldt Bay Municipal Water District  
NOTES TO FINANCIAL STATEMENTS  
For the Year Ended June 30, 2020

NOTE 1 - SUMMARY OF SIGNIFICANT ACCOUNTING POLICIES (continued)

D. Measurement Focus/Basis of Accounting (concluded)

The proprietary fund distinguishes operating revenues and expenses from non-operating items. Operating revenues and expenses generally result from providing services and producing and delivering goods in connection with a proprietary fund's principal ongoing operations.

The principal operating revenues of the District are charges to customers for sales and services. Operating expenses for proprietary funds include the cost of sales and services, administrative expenses, and depreciation on capital assets. All revenues and expenses not meeting this definition are reported as non-operating revenues and expenses. When both restricted and unrestricted resources are available for use, it is District practice to first use specifically designated restricted resources before unrestricted resources.

E. Allowance for Doubtful Accounts

The District evaluates the collectability of water sales and grants receivable in order to determine the allowance for doubtful accounts. As of June 30, 2020, the District determined that the various receivables are fully collectible and recorded \$0 for the allowance for doubtful accounts. Based on historical experience, the District does not expect amounts to become uncollectible, however if they are, they will be charged to operations as a bad debt expense. The impact of any bad debt expense recorded in the future is expected to be immaterial to the financial statements.

F. Cash and Cash Equivalents

The District's cash and cash equivalents are considered to be cash on hand, demand deposits, and short-term investments with original maturities of three months or less from the date of acquisition.

G. Fair Value Hierarchy

Fair value is defined as the price that would be received to sell an asset or paid to transfer a liability in an orderly transaction between market participants at the measurement date. The District categorizes its fair value measurements within the fair value hierarchy established by generally accepted accounting principles. The fair value hierarchy categorizes the inputs to valuation techniques used to measure fair value into three levels based on the extent to which inputs used in measuring fair value are observable in the market.

Level 1 inputs are quoted prices (unadjusted) in active markets for identical assets or liabilities.

Level 2 inputs are inputs - other than quoted prices included within level 1 - that are observable for an asset or liability, either directly or indirectly.

Level 3 inputs are unobservable inputs for an asset or liability.

If the fair value of an asset or liability is measured using inputs from more than one level of the fair value hierarchy, the measurement is considered to be based on the lowest priority level input that is significant to the entire measurement.

The District's investment policy has been to invest idle cash in demand deposits, time deposits and the Humboldt County Treasurer's Investment Pool, CAL TRUST, and LAIF. Investments are reported at fair value. The County Pool is operated in accordance with applicable state laws and regulations, and the reported value of the District's investment in the County Pool is the same as the fair value of the pool shares.



Humboldt Bay Municipal Water District  
NOTES TO FINANCIAL STATEMENTS  
 For the Year Ended June 30, 2020

NOTE 1 - SUMMARY OF SIGNIFICANT ACCOUNTING POLICIES (continued)

G. Fair Value Hierarchy (concluded)

State statutes authorize the District to invest in obligations of the U.S. Treasury, Federal Agency obligations, commercial paper, the LAIF and other instruments. The Loan and Installment Agreement underlying the issuance of Loans and Installment Purchase Agreements authorize permitted investments consistent with the State of California Government Code but broader in scope than the District's usual investment practices.

The District accounts for cash equivalents in the Humboldt County Treasurer's Investment Pool and the LAIF Pool at fair value. Fair value is the amount at which a financial instrument could be exchanged in a current transaction between willing parties.

H. Capital Assets

Capital assets are defined as assets with an initial cost of \$5,000 and projects costing \$5,000 or more. All capital assets are valued at historical cost or estimated historical cost if actual historical cost is not available. Assets that individually may be below threshold amounts are capitalized if collectively they are above the threshold amount.

Additions to and replacements of capital assets are recorded at original cost, which includes material, labor, overhead, and an allowance for the cost of funds used during construction, when significant. The costs of betterments or repairs that extend the life of a capital asset are added to capital accounts.

Depreciation of all exhaustible capital assets is charged as an expense against operations, with accumulated depreciation reflected in the statement of net position. Depreciation has been provided over the estimated useful lives using the straight-line method. The estimated useful lives are as follows:

Dam, pipeline, buildings, water collection system, South Bay extension, Fieldbrook extension, Blue Lake extension, Lindley extension, Essex diversion, hydro plant penstock and piping	40 Years
Pump station and related facilities	10 - 40 Years
Hydro plant turbine and generators	20 Years
Tools and shop equipment, office equipment, pipeline connections, and hydro switchgear and controls	10 Years
Radio communication system and computers	5 Years
Vehicles	5 - 10 Years
Supplemental construction - except valves	40 Years
Supplemental construction - valves	20 Years

I. Estimates

The preparation of financial statements in conformity with GAAP requires management to make estimates and assumptions that affect the reported amounts of assets and liabilities and disclosure of contingent assets and liabilities at the date of the financial statements and the reported amounts of revenues and expenditures/expenses during the reporting period. Actual results could differ from those estimates.

Humboldt Bay Municipal Water District  
NOTES TO FINANCIAL STATEMENTS  
For the Year Ended June 30, 2020

NOTE 1 - SUMMARY OF SIGNIFICANT ACCOUNTING POLICIES (continued)

J. Investments

The District's adopted investment policy seeks to promote the safety of principal, provide adequate liquidity for operational needs, earn market rates of return on investments consistent with liquidity needs and investment quality, and conform to legal requirements.

The District follows the authority governing investments for municipal governments set forth in the California Government Code, Sections 53601 through 53686. The Code authorizes the District to invest in obligations of the U.S. Treasury in the form of notes, bonds, bills or instruments for which the faith and credit of the United States are pledged for payment. The District may also invest in registered treasury notes, or bonds of the State of California and commercial paper of "prime" quality as defined by California Government Code Section 53635 and as rated by Standard and Poors Corporation or Moody's Commercial Paper Record.

The District's investment policy states that the District will structure its portfolio to meet cash requirements for ongoing operations thereby avoiding the need to sell securities prior to their maturity. The policy does not place formal limits on investment maturities.

K. Deferred Outflows and Inflows of Resources

Pursuant to GASB Statement 63, *Financial Reporting of Deferred Outflows of Resources, Deferred Inflows of Resources, and Net Position*, and GASB Statement 65, *Items Previously Reported as Assets and Liabilities*, the District recognizes deferred outflows and inflows of resources.

In addition to assets, the statement of net position will sometimes report a separate section for deferred outflows of resources. A deferred outflow of resources is defined as a consumption of net position by the government that is applicable to a future reporting period. In addition to liabilities, the statement of net position will sometimes report a separate section for deferred inflows of resources. A deferred inflow of resources is defined as an acquisition of net position by the District that is applicable to a future reporting period.

L. Net Position

Net position represents the difference between assets and deferred outflows of resources less liabilities and deferred inflows of resources. The District reports three categories of net position, as follows:

Net investment in capital assets - consists of net capital assets reduced by outstanding balances of any related debt obligations and deferred inflows of resources attributable to the acquisition, construction, or improvement of those assets and increased by balances of deferred outflows of resources related to those assets.

Restricted net position - net position is considered restricted if its use is constrained to a particular purpose. Restrictions are imposed by creditors, grantors, laws, or regulations. The District has restricted net position for debt service, advance charges related to capital projects per contracts, and for revenue credits to the seven municipal customers per Ordinance 16.

Unrestricted net position - consists of all other net position that does not meet the definition of "net investment in capital assets" or "restricted net position" and is available for general use by the District. A net position deficit of \$3,290,151 exists at June 30, 2020.



Humboldt Bay Municipal Water District  
NOTES TO FINANCIAL STATEMENTS  
For the Year Ended June 30, 2020

NOTE 1 - SUMMARY OF SIGNIFICANT ACCOUNTING POLICIES (concluded)

M. Property Taxes

The lien date for secured property taxes is March 1 of each year. Taxes are levied as of July 1 on all secured real property and are due and payable November 1 and February 1 of the following fiscal year. Humboldt County is responsible for assessing, collecting, and distributing property taxes in accordance with enabling legislation.

Since the passage of California Proposition 13, beginning with fiscal year 1978-79, taxes are based either on a 1% rate applied to the 1975-76 assessed value of the property, or on 1% of the sales price of the property on sales transactions and construction which occur after the 1975-76 assessment. Assessed values on properties (exclusive of increases related to sales transactions and improvements) can rise at a maximum of 2% per year. The amount collected by the County is distributed in accordance with State law to the various public agencies. Therefore, the District does not levy a specific tax rate but receives a share of the property tax revenue based on State formula. The District's tax rate is \$1.00/\$100 of assessed value, the maximum allowable under Proposition 13.

During fiscal year 1993-94, an alternate method of property tax allocation (the "Teeter Plan") was adopted by the County. Under this plan, the county auditor/controller distributes 100 percent of current secured taxes billed to taxing entities during the current year, whether collected or not. The District recognizes property tax revenues (including tax increment revenues) to the extent of each year's tax allocation received or to be received within 60 days after the end of each fiscal year.

N. Restricted Assets

Assets that are restricted as to withdrawal or use for other than current operations, for the liquidation of long-term debts or for expenditure in the acquisition or construction of capital assets are separately reported as restricted assets and not as current assets.

O. Pension

For purposes of measuring the net pension liability, deferred outflows and inflows of resources related to pensions and pension expense, information about the fiduciary net position of the District's California Public Employees' Retirement System (CalPERS) Plan (the "Plan") and additions to/deductions from the Plan's fiduciary net position have been determined on the same basis as they are reported by CalPERS. For this purpose, benefit payments (including refunds of employee contributions) are recognized when currently due and payable in accordance with the benefit terms. Investments are reported at fair value. CalPERS' audited financial statements are publically available reports that can be obtained.



Humboldt Bay Municipal Water District  
NOTES TO FINANCIAL STATEMENTS  
 For the Year Ended June 30, 2020

NOTE 2 - CASH, CASH EQUIVALENTS AND INVESTMENT

Cash, cash equivalents, and investment at June 30, 2020, consist of the following:

	2020	2019
Cash:		
Demand accounts	\$ 2,585,905	\$ 2,149,709
State Treasurer's Pool (LAIF)	1,688	1,667
CalTrust	1,651,292	
County investment pool	<u>11,823</u>	<u>-</u>
Total	<u>\$ 4,250,708</u>	<u>\$ 2,151,376</u>
	2020	2019
Restricted cash:		
U.S. Bank demand accounts	\$ 713,827	\$ 1,191,042
Public Agency Retirement Services	771,940	-
State Treasurer's Pool (LAIF)	438,094	-
CalTrust	2,114,984	-
County investment pool	<u>461,105</u>	<u>2,154,898</u>
Total	<u>\$ 4,499,950</u>	<u>\$ 3,345,940</u>

The U.S. Bank commercial checking account balances are carried at cost. One of the U.S. Bank money market accounts is restricted for servicing the Safe Drinking Water State Revolving Fund (SRF) loan (see Note 7). The District transfers \$136,834 quarterly from a fund in the Humboldt County Treasurer's Investment Pool to the restricted U.S. Bank money market account. U.S. Bank, acting as a fiscal agent, administers the semiannual loan payments for a total annual payment of \$547,337.

Restricted cash and cash equivalents include restrictions imposed by creditors, grantors, laws, regulations, and designations imposed by the Board of Directors. Restricted cash and cash equivalents in the Humboldt County Treasurer's Investment Pool are as follows:

	2020	2019
Restricted for debt service	\$ 10,994	\$ 50,441
Restricted for municipalities	450,111	467,664
Restricted for capital projects	<u>-</u>	<u>1,636,793</u>
Total restricted cash in County Pool	<u>\$ 461,105</u>	<u>\$ 2,154,898</u>

Custodial Credit Risk - Deposits:

Custodial credit risk for deposits is the risk that, in the event of the failure of a depository financial institution, a government will not be able to recover its deposits or will not be able to recover collateral securities that are in the possession of an outside party. The custodial credit risk for investments is the risk that, in the event of the failure of a counter-party (e.g., broker-dealer) to a transaction, a government will not be able to recover the value of its investment or collateral securities that are in the possession of another party.

California Law requires banks and savings and loan institutions to pledge government securities with a market value of 110% of the District's cash on deposit or first trust deed mortgage notes with a value of 150% of the deposit as collateral for these deposits. Under California Law this collateral is held in the District's name and places the District ahead of general creditors of the institution. The District has waived collateral requirements for the portion of deposits covered by federal depository insurance.

Humboldt Bay Municipal Water District  
NOTES TO FINANCIAL STATEMENTS  
 For the Year Ended June 30, 2020

NOTE 2 - CASH, CASH EQUIVALENTS AND INVESTMENT (concluded)

All monies in the Humboldt County Treasurer's Pool are not evidenced by specific securities; and therefore are not subject to custodial credit risk. The average number of days to maturity for investments in the County Pool is 644 days.

The following is a summary of the fair value hierarchy of the fair value of investments of the District as of June 30, 2020:

<u>Investment Type</u>	<u>Level 1</u>	<u>Level 2</u>	<u>Exempt</u>	<u>Uncategorized</u>	<u>Total</u>
Demand Accounts	\$ -	\$ -	\$ 3,299,732	\$ -	\$ 3,299,732
State Treasurer's Pool (LAIF)	-	439,782	-	-	439,782
CalTrust	-	3,766,276	-	-	3,766,276
Public Agency Retirement Services	-	-	-	771,940	771,940
County investment pool	-	472,928	-	-	472,928
Total Investments	<u>\$ -</u>	<u>\$ 4,678,986</u>	<u>\$ 3,299,732</u>	<u>\$ 771,940</u>	<u>\$ 8,750,658</u>

Matrix pricing is used to value securities based on the securities' relationship to benchmark quoted prices. The Humboldt County Treasurer's Pool and LAIF are classified in Level 2 of the fair value hierarchy, and are valued using quoted prices for a non-active market portfolio at fiscal year-end. Fair value is defined as the quoted market value on the last trading day of the period. These prices are obtained from various pricing sources by the custodian bank.

NOTE 3 - ACCOUNTS RECEIVABLE

Accounts receivable from customers at June 30, 2020, consist of the following:

Resale customers	
Pacific Gas & Electric	\$ 181,879
City of Arcata	-
Humboldt Community Services District	-
McKinleyville Community Services District	-
Others	-
Subtotal resale customers	<u>181,879</u>
Maintenance and operations charges to others	-
Domestic customers and others	-
Hydroelectric sales, Pacific Gas & Electric	-
Retiree health insurance	6,630
Total accounts receivable	<u>\$ 188,509</u>

NOTE 4 - LAND

Land at June 30, 2020, consists of land and land rights of the Humboldt Bay Municipal Water District, including lands located in both Humboldt and Trinity Counties. There were no changes in land during the year ended June 30, 2020.

Humboldt Bay Municipal Water District  
NOTES TO FINANCIAL STATEMENTS  
 For the Year Ended June 30, 2020

NOTE 5 - PROPERTY AND EQUIPMENT

Changes in property and equipment during the year ended June 30, 2020, are as follows:

	Balance at 07/01/19	Additions	Deletions	Balance at 6/30/20
<u>Governmental Activities</u>				
Capital assets, not being depreciated:				
Land	\$ 1,371,972	\$ -	\$ -	\$ 1,371,972
Construction in progress	<u>865,312</u>	<u>2,099,009</u>	-	<u>2,964,321</u>
Total capital assets, not being depreciated	<u>2,237,284</u>	<u>2,099,009</u>	-	<u>4,336,293</u>
Capital assets, being depreciated:				
Buildings and improvements	2,395,208	828,808	5,365	3,218,651
Equipment	2,625,607	60,400	50,221	2,635,786
Water System Infrastructure	45,508,826	305,493	54,026	45,760,293
Ruth Lake Infrastructure	10,764,172	-	-	10,764,172
Supplemental Development	<u>5,354,898</u>	-	-	<u>5,354,898</u>
Total capital assets, being depreciated	<u>66,648,711</u>	<u>1,194,701</u>	<u>109,612</u>	<u>67,733,800</u>
Total accumulated depreciation	<u>(42,437,048)</u>	<u>(1,400,033)</u>	<u>(83,474)</u>	<u>(43,753,607)</u>
Total capital assets being depr. - net	<u>24,211,663</u>	<u>(205,332)</u>	<u>26,138</u>	<u>23,980,193</u>
Capital assets - net	<u>\$ 26,448,947</u>	<u>\$ 1,893,677</u>	<u>\$ 26,138</u>	<u>\$ 28,316,486</u>

Total depreciation expense charged to operations for the year ended June 30, 2020, was \$1,400,033. All capital assets are depreciable except land and projects in progress.

NOTE 6 - COMPENSATED ABSENCES

Compensated absences consist of estimates of future obligations relating to accumulated unpaid vacation and sick leave compensation. There are predetermined limits to the amount of vacation and sick leave hours that can be accumulated by an employee. The District will pay the employee at the end of each calendar year for any excess vacation time accumulated that year.

Upon retirement, an employee will receive compensation for unused accumulated vacation. The employee also has the option under the District's California Public Employees' Retirement System (CalPERS) contract to convert 100% of the unused sick leave accrual to CalPERS service credit, or to receive a 35% cash payment and convert the remainder to CalPERS service credit. However, if an employee with less than ten years of employment terminates or retires, the unused accumulated sick leave is not eligible for compensation or CalPERS service credit conversion. Compensated absences payable as of June 30, 2020 was \$374,188.



Humboldt Bay Municipal Water District  
NOTES TO FINANCIAL STATEMENTS  
For the Year Ended June 30, 2020

NOTE 7 - LONG-TERM NOTES PAYABLE

The following is a summary of changes in long-term debt as of June 30, 2020:

	Balance at 07/01/19	Increase	Decrease	Balance at 6/30/20	Current
California Safe Drinking Water					
State Revolving Fund (SRF) Note	\$ 2,463,016	\$ -	\$ 547,337	\$ 1,915,679	\$ 547,337
Water System Improvement Loan	389,953	-	152,931	237,022	156,981
Compensated absences	354,338	19,850	-	374,188	-
Net pension liability	2,907,930	247,887	-	3,155,817	-
Other post-employment benefits	4,197,904	153,721	-	4,351,625	-
Total	<u>\$ 10,313,141</u>	<u>\$ 421,458</u>	<u>\$ 700,268</u>	<u>\$ 10,034,331</u>	<u>\$ 704,318</u>

California Safe Drinking Water State Revolving Fund (SRF) Note

The District has a loan with the California Department of Water Resources (acting on behalf of the California Department of Health Services) under the provisions of the California SRF Law of 1997. The proceeds of the SRF loan were used to finance the construction of the Turbidity Reduction Facility. The loan, which matures in January of 2024, carries no interest and has a repayment term of 20 years. The District pays \$547,337 annually in two semiannual payments. A U.S. Bank money market account is restricted for servicing the loan. The debt service for the loan is paid in its entirety by the District's municipal customers. Future debt service on the loan is:

Year Ending June 30	Principal	Interest	Total
2021	\$ 547,337	\$ -	\$ 547,337
2022	547,337	-	547,337
2023	547,337	-	547,337
2024	273,668	-	273,668
Total	<u>\$ 1,915,679</u>	<u>\$ -</u>	<u>\$ 1,915,679</u>

Water System Improvement Loan

The District has a loan, which matures in September of 2021, with Municipal Finance Corporation (MFC) to finance various capital improvements to the water supply system. Under the ten-year installment sales agreement, the District is obligated to pay semiannual installment payments of principal and interest at the rate of 2.63% per annum on the unpaid principal balance. MFC assigned its rights to receive and enforce the payments under the agreement to U.S. Bank. The debt service for the loan is paid in its entirety by the District's municipal water customers. Future debt service on the loan is:

Year Ending June 30	Principal	Interest	Total
2021	\$ 156,981	\$ 6,222	\$ 163,203
2022	80,041	1,053	81,094
Total	<u>\$ 237,022</u>	<u>\$ 7,275</u>	<u>\$ 244,297</u>

Net position restricted for debt service for the year ended June 30, 2020 was \$181,836.

Humboldt Bay Municipal Water District  
NOTES TO FINANCIAL STATEMENTS  
For the Year Ended June 30, 2020

NOTE 8 - WHOLESALE WATER CONTRACTS

The District is primarily a wholesale water provider. The District's Ordinance 16 as amended in June 2006 and June 2016 establishes rates, charges, and conditions of service for water sales to the municipal water customers. The costs of constructing, operating, maintaining, repairing and replacing the water treatment facilities and maintaining reasonable reserves are allocated among the municipal customers.

The District has long-term contracts with its seven municipal wholesale customers governing wholesale rates, charges and conditions of service. These seven contracts were recently amended including a new twenty-year term with a ten-year renewal option. The new contracts are effective July 1, 2017 and include the following seven municipal wholesale customers:

- City of Arcata
- City of Blue Lake
- City of Eureka
- Fieldbrook-Glendale Community Services District
- Humboldt Community Services District
- McKinleyville Community Services District
- Manila Community Services District

The District lost its last large industrial customer in February 2009. Beginning April 1, 2009, all costs for the regional water system associated with operation, maintenance, and capital expenditure were shifted to the seven municipal customers. Whereas the municipalities had previously been paying 55% of costs, they currently pay 100%. The rate structure is based on "Price Factor" formulas which proportionally allocates the operating, maintenance and capital costs of the District to each of the wholesale customers. Municipal customers are billed monthly for water usage based on their share of such operating, maintenance and capital costs.

Most revenues received by the District, other than those associated with wholesale water sales, are credited back to the wholesale municipal customers. These revenues include property tax revenues, a portion of power sales, interest income, retail water service revenues and other miscellaneous revenues. The revenue credit is applied ratably on a monthly basis during the course of the year.

The seven wholesale municipal customers are initially billed based on the District's approved budget, with the costs spread out evenly across the fiscal year. At year-end, the budgeted costs are reconciled with actual costs. Any underpayments or overpayments are divided into even monthly installments and applied to the municipalities' billing during the course of the following year. As of June 30, 2020, the municipal customers overpaid \$26,231 for operating, maintenance, and capital costs. Overpayments in the amount of \$26,231 were credited to the municipalities' 2020/2021 billings. At June 30, 2020, total net position restricted for credits to the municipalities was \$26,231.

The municipal water customers may be charged in advance in order to fund future capital projects. For the year ended June 30, 2020, the municipal customers had balances in advance charges of \$2,145,373 for improvement projects.

Additions to the District's general reserves may be charged to the wholesale customers should the District need to replenish its general reserve level. For the year ended June 30, 2020, the District charged the wholesale customers \$350,000.



Humboldt Bay Municipal Water District  
NOTES TO FINANCIAL STATEMENTS  
For the Year Ended June 30, 2020

NOTE 8 - WHOLESALE WATER CONTRACTS (concluded)

During the fiscal year ended June 30, 2016, the contracts with the municipal customers were amended. The District's Ordinance 16 included a provision that limits capital expenditures. Based on the District's development and implementation of its Capital Improvement Plan (CIP), this limit was no longer practical. To address this and to reduce the need for large fluctuations in costs to the municipalities, the limit on capital expenditures was replaced with a quinquennial update for the Capital Improvement Plan beginning in 2017. This process includes providing a copy to the individual municipalities no later than February 28 for their use in their own budget planning, analysis and updates of water rates. An additional change with the amended contracts includes revising the schedule for the quinquennial revision of the Peak Rate Allocation to commence again on July 1, 2017 (to address revenue changes in 2016 in the Manila Community Services District).

NOTE 9 - DEFERRED COMPENSATION PLAN

The District offers its employees a deferred compensation plan created in accordance with the Internal Revenue Code Section 457. The plan, available to all District employees, permits them to defer a portion of their salary until future years. All amounts of compensation deferred under the plan, all property and rights purchased with those amounts, and all income attributable to those amounts, property or rights, are (until paid or made available to the employee or other beneficiary) placed in trust for the benefit of the participants or their beneficiaries, and are not the assets of the District.

Effective January 1, 2013, the District contributes \$50 per month for each employee who is not currently participating in the deferred compensation program. The District will provide a contribution match of up to \$100 per month for employees who are participating in the deferred compensation program.

The District has a fiduciary responsibility to the participating employees in administration of the plan, but is not liable for losses arising from depreciation or other declines in the value of the plan assets.

NOTE 10 - PENSION PLAN

A. General Information about the Pension Plan

Plan Description

All qualified permanent and probationary employees are eligible to participate in the Public Agency Cost Sharing Multiple-Employer Plan (Plan) administered by the California Public Employees' Retirement System (CalPERS). The Plan consists of individual rate plans (benefit tiers) within a safety risk pool (police and fire) and a miscellaneous risk pool (all others). Plan assets may be used to pay benefits for any employer rate plan of the safety and miscellaneous pools. Accordingly, rate plans within the safety or miscellaneous pools are not separate plans under GASB Statement No. 68. Individual employers may sponsor more than one rate plan in the miscellaneous or safety risk pools. The District sponsors two miscellaneous rate plans. Benefit provisions under the Plan are established by State statute and District resolution. CalPERS issues publicly available reports that include a full description of the pension plan regarding benefit provisions, assumptions, and membership information that can be found on the CalPERS website.



Humboldt Bay Municipal Water District  
NOTES TO FINANCIAL STATEMENTS  
 For the Year Ended June 30, 2020

NOTE 10 - PENSION PLAN (continued)

A. General Information about the Pension Plan (concluded)

Benefits Provided

CalPERS provides service retirement and disability benefits, annual cost of living adjustments and death benefits to plan members, who must be public employees and beneficiaries. Benefits are based on years of credited service, equal to one year of full-time employment. Members with five years of total service are eligible to retire at age 50 with statutorily reduced benefits. All members are eligible for non-duty disability benefits after 10 years of service. The death benefit is one of the following: the Basic Death Benefit, the 1957 Survivor Benefit, or the Optional Settlement 2W Death Benefit. The cost-of-living adjustments for the Plan are applied as specified by the Public Employees' Retirement Law.

The rate plan provisions and benefits in effect at June 30, 2020, are summarized as follows:

	Miscellaneous 1 <sup>st</sup> Tier	Miscellaneous PEPRA
	Prior to January 1, 2013	On or after January 1, 2013
Hire date		
Benefit formula	2% @ 55	2% @ 62
Benefit vesting schedule	5 years service	5 years service
Benefit payments	monthly for life	monthly for life
Retirement age	50 - 63	52 - 67
Monthly benefits, as a % of annual salary	1.426% to 2.418%	1.0% to 2.5%
Required employee contribution rates	7.000%	6.250%
Required employer contribution rates	9.680%	6.985%

Beginning in fiscal year 2016, CalPERS collects employer contributions for the Plan as a percentage of payroll for the normal cost portion as noted in the rates above and as a dollar amount for contributions toward the unfunded liability and side fund, if applicable. The dollar amounts are billed on a monthly basis. The District's required contribution for the unfunded liability was \$178,077 for the fiscal year ended June 30, 2020.

Contributions

Section 20814(c) of the California Public Employees' Retirement Law (PERL) requires that the employer rates for all public employers are determined on an annual basis by the actuary and shall be effective on the July 1 following notice of a change in the rate. The total plan contributions are determined through CalPERS' annual actuarial valuation process. The actuarially determined rate is the estimated amount necessary to finance the costs of benefits earned by employees during the year, with an additional amount to finance any unfunded accrued liability. The District is required to contribute the difference between the actuarially determined rate and the contribution rate of employees. Employer contribution rates may change if plan contracts are amended. Payments made by the employer to satisfy contribution requirements that are identified by the pension plan terms as plan member contribution requirements are classified as plan member contributions.

The District's contributions to the plan recognized as a part of pension expense for the year ended June 30, 2020 were \$477,614.

Humboldt Bay Municipal Water District  
NOTES TO FINANCIAL STATEMENTS  
 For the Year Ended June 30, 2020

NOTE 10 - PENSION PLAN (continued)

B. Pension Liabilities, Pension Expenses and Deferred Outflows/Inflows of Resources Related to Pensions

As of June 30, 2020, the District reported a net pension liability for its proportionate share of the net pension liability of the Plan of \$3,155,817.

The District's net pension liability for the Plan is measured as the proportionate share of the net pension liability. The net pension liability of the Plan is measured as of June 30, 2019, and the total pension liability for the Plan used to calculate the net pension liability was determined by an actuarial valuation as of June 30, 2018 rolled forward to June 30, 2019, using standard update procedures. The District's proportion of the net pension liability was based on a projection of the District's long-term share of contributions to the pension plans relative to the projected contributions of all participating employers, actuarially determined. The District's proportionate share of the net pension liability for the Plan as of June 30, 2018 and 2019 was as follows:

Proportion - June 30, 2018	0.0772%
Proportion - June 30, 2019	0.0788%
Change - Increase (Decrease)	0.0016%

For the year ended June 30, 2020, the District recognized pension expense of \$825,739. At June 30, 2020, the District reported deferred outflows of resources and deferred inflows of resources related to pensions from the following sources:

	Deferred Outflows of Resources	Deferred Inflows of Resources
Pension contributions subsequent to the measurement date	\$ 475,220	\$ -
Changes in assumptions	150,484	53,345
Differences between actual and expected experience	219,185	16,982
Net differences between projected and actual earning on plan investments	-	55,173
Change in employer's proportion	65,433	-
Net differences between the employer's actual contributions and the employer's proportionate share of contributions	60,156	-
Total	\$ 970,478	\$ 125,500

\$475,220 reported as deferred outflows of resources related to contributions subsequent to the measurement date will be recognized as a reduction of the net pension liability in the year ended June 30, 2021. Other amounts reported as deferred outflows of resources and deferred inflows of resources related to pensions will be recognized as pension expense as follows:

<u>Year Ended June 30</u>			
2021		\$	300,864
2022			14,611
2023			43,132
2024			11,151
2025			-
Thereafter			-

Humboldt Bay Municipal Water District  
NOTES TO FINANCIAL STATEMENTS  
 For the Year Ended June 30, 2020

NOTE 10 - PENSION PLAN (continued)

C. Actuarial Assumptions

The total pension liabilities in the June 30, 2018 actuarial valuations were determined using the following actuarial assumptions:

Valuation Date	June 30, 2018
Measurement Date	June 30, 2019
Actuarial Cost Method	Entry-Age Normal Cost Method
Actuarial Assumptions:	
Discount Rate	7.15%
Inflation	2.50%
Payroll Growth	2.75%
Projected Salary Increase	Varies by Entry Age and Service
Investment Rate of Return	7.15% <sup>(1)</sup>
Mortality	Derived from CalPERS Membership Data for all Funds <sup>(2)</sup>

<sup>(1)</sup> Net of pension plan investment expenses, including inflation.

<sup>(2)</sup> The mortality table was developed based on CalPERS specific data. The table includes 15 years of mortality improvements using Society of Actuaries Scale 90% of scale MP 2016.

The underlying mortality assumptions and all other actuarial assumptions used in the June 30, 2017 valuation were based on the results of the December 2017 actuarial experience study for the period 1997 to 2015. Further details of the Experiences Study can be found on the CalPERS website.

D. Discount Rate

The discount rate used to measure the total pension liability was 7.15%. The projection of cash flows used to determine the discount rate assumed that contributions from plan members will be made at the current member contribution rates and that contributions from employers will be made at statutorily required rates, actuarially determined. Based on those assumptions, the Plan's fiduciary net position was projected to be available to make all projected future benefit payments of current plan members. Therefore, the long-term expected rate of return on plan investments was applied to all periods of projected benefit payments to determine the total pension liability.

The long-term expected rate of return on pension plan investments was determined using a building-block method in which expected future real rates of return (expected returns, net of pension plan investment expense and inflation) are developed for each major asset class.

In determining the long-term expected rate of return, CalPERS took into account both short-term and long-term market return expectations as well as the expected PERF cash flows. Using historical returns on all the funds' asset classes, expected compound (geometric) returns were calculated over the short-term (first 10 years) and the long-term (11+ years) using a building-block approach. Using the expected nominal returns for both short-term and long-term, the present value of benefits was calculated for each fund. The expected rate of return was set by calculating the single equivalent expected return that arrived at the same present value of benefits for cash flows as the one calculated using both short-term and long-term returns. The expected rate of return was then set equivalent to the single equivalent rate calculated above and adjusted to account for assumed administrative expenses.



Humboldt Bay Municipal Water District  
NOTES TO FINANCIAL STATEMENTS  
For the Year Ended June 30, 2020

NOTE 10 - PENSION PLAN (concluded)

D. Discount Rate (concluded)

The expected real rates of return by asset class are as follows:

<u>Asset Class</u> <sup>(a)</sup>	<u>New Strategic Allocation</u>	<u>Real Return Years 1-10</u> <sup>(b)</sup>	<u>Real Return Years 11+</u> <sup>(c)</sup>
Global Equity	50.0%	4.80%	5.98%
Fixed Income	28.0%	1.00%	2.62%
Inflation Assets	0.0%	0.77%	1.81%
Private Equity	8.0%	6.30%	7.23%
Real Assets	13.0%	3.75%	4.93%
Liquidity	1.0%	0.00%	(0.92)%
Total	<u>100.00%</u>		

<sup>(a)</sup> In the CalPERS CAFR, Fixed Income is included in Global Debt Securities; Liquidity is included in Short-term Investments; Inflation Assets are included in both Global Equity Securities and Global Debt Securities.

<sup>(b)</sup> An expected inflation of 2.00% used for this period.

<sup>(c)</sup> An expected inflation of 2.92% used for this period.

Sensitivity of the Proportionate Share of the Net Pension Liability to Changes in the Discount Rate

The following presents the District's proportionate share of the net pension liability for the Plan, calculated using the discount rate for the Plan, as well as what the District's proportionate share of the net pension liability would be if it were calculated using a discount rate that is 1-percentage point lower or 1-percentage point higher than the current rate:

<u>Discount Rate -1%</u>	<u>Current Discount Rate</u>	<u>Discount Rate +1%</u>
6.15%	7.15%	8.15%
<u>\$5,031,696</u>	<u>\$3,155,817</u>	<u>\$1,607,412</u>

E. Pension Plan Fiduciary Net Position

Detailed information about the Plan's fiduciary net position is available in the separately issued CalPERS financial reports.

F. Payable to Pension Plan

The District did not have an outstanding amount of contributions to the pension plan required for the year ended June 30, 2020.

G. Pension Rate Stabilization Program

Establishment of a Section 115 Irrevocable Trust (Pension Trust) for the purpose of assisting with stabilizing the unfunded CalPERS pension liability was approved by the Board of Directors in January 2018. This trust was funded in May 2018 with an initial deposit of \$600,000. The Pension Trust, managed by Public Agency Retirement Services (PARS), is considered a "Pension Rate Stabilization Program," and is designed to prefund rising pension costs and address the District's net pension liability. The Pension Trust should help mitigate long-term pension investment volatility, while providing the District with increased local control of assets and investment flexibility to create a more actuarially sound pension plan. The District intends to make annual contributions to the trust. As of June 30, 2020 the District reported the account balance of \$771,940 as restricted cash and investments.

Humboldt Bay Municipal Water District  
NOTES TO FINANCIAL STATEMENTS  
For the Year Ended June 30, 2020

NOTE 11 - OTHER POST-EMPLOYMENT BENEFITS

A. Plan Description

The District provides a defined benefit healthcare plan (the “Retiree Health Plan”). The District shoulders a certain percentage of eligible retirees’ actual costs subject to a maximum of \$640 per month. The duration of retiree benefits provided by the District depends on the date an employee was hired by the District. For all full-time regular employees hired by the District prior to July 8, 2004, the District will pay the medical costs premium during the life of a retiree subject to a maximum of \$640 per month. For all full-time regular employees hired by the District after July 8, 2004, the District will pay 100% of the medical cost premium during retirement, subject to a maximum of \$640 per month, for a maximum of 10 years or until the retiree reaches age 65, whichever comes first.

All health plan participants are on a group plan rate. In addition to the District’s actual costs, the District is required to recognize an implicit subsidy since the District allows its retirees to participate in the plan. The difference between the group plan rate that the retiree must pay and the actual or estimated individually rated premium for the retiree is the implicit rate subsidy (because the retiree continues to participate in the group plan, an implicit rate subsidy exists on the part of the employer).

B. Funding Policy

The District’s Board of Directors will not be funding the plan in the current year but will follow a pay-as-you-go approach. The Board will review the funding requirements and policy annually.

Membership of the District as of the valuation date consisted of the following:

Active plan members	27
Inactive employees or beneficiaries currently receiving benefit payments	13
Total	40

Contribution

As of June 30, 2020, the District has accumulated \$-0- in an irrevocable trust toward this liability.

C. Net OPEB Liability

The District’s net OPEB liability was measured as of June 30, 2020, and the total OPEB liability used to calculate the net OPEB liability was determined by an actuarial valuation dated June 30, 2019.

D. Actuarial Assumptions

The total OPEB liability in the June 30, 2019 actuarial valuation was determined using the following actuarial assumptions, applied to all periods included in the measurement, unless otherwise specified.

Discount rate	2.79%
Inflation	2.75%
Aggregate salary increases (individual salary increases based on CalPERS)	3.25%
Investment rate of return	2.79%
Mortality rates	Based on Muni 20 Year Rate Index
Healthcare cost trend rate	7.50% in the first 1 year, trending down to 5.0% over later years.

Humboldt Bay Municipal Water District  
NOTES TO FINANCIAL STATEMENTS  
For the Year Ended June 30, 2020

NOTE 11 - OTHER POST-EMPLOYMENT BENEFITS (continued)

E. Discount Rate

The cash flows of the OPEB plan were projected to future years, assuming that the District will contribute an amount so that the assets always exceed expected benefits to retirees. Under that projection, the plan assets are projected to be adequate to pay all benefits to retirees in all future years, so the discount rate has been set equal to the long-term expected rate of return on investments, 2.79%.

The long-term expected rate of return on OPEB investments was determined using Muni 20 Year Rate Index expected long-term mean rate of return.

F. Change in the Net OPEB Liability

	Total OPEB Liability June 30, 2019	Total OPEB Liability June 30, 2020
Service cost	\$ 132,814	\$ 141,025
Interest	119,775	118,649
Benefit payments, including refunds of employee contributions	(177,041)	(172,574)
Change in assumptions	64,777	66,621
Net change in total OPEB liability	140,325	153,721
Total OPEB liability – beginning of year	4,057,579	4,197,904
Total OPEB liability – end of year	\$ 4,197,904	\$ 4,351,625

G. Sensitivity of the Net OPEB Liability to Changes in the Discount Rate

The net OPEB Liability of the District, as well as what the District's net OPEB Liability would be if it were calculated using a discount rate that is one percentage point lower (1.66%) or one percentage point higher (3.66%) follows:

Plan's Net OPEB Liability/(Asset)		
Discount Rate - 1% (1.66%)	Current Discount Rate (2.66%)	Discount Rate + 1% (3.66%)
\$ 4,921,976	\$ 4,351,625	\$ 3,876,397

The following presents the Net OPEB Liability (NOL) as well as what the NOL would be if it were calculated using healthcare cost trend rates that are 1-percentage-point higher or lower than the current healthcare cost trend rates, as of June 30, 2020.

Plan's Net OPEB Liability/(Asset)		
Healthcare Cost		
1% Decrease (4.00%)	Trend Rates (5.00%)	1% Increase (6.00%)
\$ 3,780,398	\$ 4,351,625	\$ 5,051,457



Humboldt Bay Municipal Water District  
NOTES TO FINANCIAL STATEMENTS  
 For the Year Ended June 30, 2020

NOTE 11 - OTHER POST-EMPLOYMENT BENEFITS (continued)

H. OPEB Expense and Deferred Inflows of Resources Related to OPEB

For the fiscal year ended June 30, 2020, the District recognized OPEB expense of \$295,087. On June 30, 2020, the District reported deferred inflows of resources from OPEB from the following sources:

	Deferred Outflows of Resources	Deferred Inflows of Resources
OPEB contributions subsequent to measurement date	\$ -	\$ -
Differences between actual and expected experience	-	-
Changes in assumptions	156,250	-
Net differences between projected and actual earnings on OPEB plan investments	-	-
Change in employer's proportion and differences between the employer's contributions and the employer's proportionate share of contributions	-	-
Total	\$ 156,250	\$ -

\$0 reported as deferred outflows of resources related to contributions subsequent to measurement date will be recognized as a reduction of the net OPEB liability in the year ended June 30, 2021.

Amounts reported as deferred outflows of resources and deferred inflows of resources related to OPEB will be recognized in OPEB expense as follows:

<u>Fiscal Year Ended</u>		
6/30/21		\$ 35,413
6/30/22		35,413
6/30/23		35,413
6/30/24		35,413
6/30/25		15,683
Thereafter		5,685

Additional information relating to the District's Retiree Health Plan and required OPEB disclosures can be obtained from the District's publicly available Comprehensive Annual Financial Report that may be obtained by contacting the Finance Director or General Manager at Humboldt Bay Municipal Water District, 828 Seventh Street, Eureka, California 95502-0095.

NOTE 12 - RISK MANAGEMENT

The District is exposed to various risks of loss related to torts; theft of, damage to and destruction of assets; errors and omissions; injuries to employees; and natural disasters. The risk of loss is variable as to the deductible amount per occurrence. Liability losses up to \$1 million and property losses up to \$50,000, are covered through a pooled self-insurance program, administered by the Association of California Water Agencies - Joint Powers Insurance Authority (ACWA-JPIA). Through participation in ACWA-JPIA, the District is covered by commercial liability insurance for losses in excess of \$1 million, up to an insured maximum of \$60 million. Separately, the District insures for property damages in excess of the pooled limit of \$1 million, with commercial insurance for losses up to \$100 million.

Humboldt Bay Municipal Water District  
NOTES TO FINANCIAL STATEMENTS  
For the Year Ended June 30, 2020

NOTE 12 - RISK MANAGEMENT (concluded)

The ACWA-JPIA began operations on October 1, 1979 and has continued without interruption since that time. The District is one of approximately two hundred and eighty-eight districts participating in the pool. The responsibilities of the ACWA-JPIA and the District are as follows:

Responsibilities of the ACWA-JPIA:

- a. Provide insurance coverage as necessary.
- b. Assist members in obtaining insurance coverage for risks not included within the coverage of the ACWA-JPIA.
- c. Assist each member's designated risk manager with the implementation risk management function.
- d. Provide loss prevention and safety consulting services to members as required.
- e. Provide claims adjusting and subrogation services for claims covered by the ACWA-JPIA's joint protection programs.
- f. Provide loss analysis and control in order to identify high exposure operations and to evaluate proper levels of self-retention and deductibles.
- g. Review members' contracts to determine sufficiency of indemnity and insurance provisions when requested.
- h. Conduct risk management audits to review the participation of each member in the programs.
- i. The ACWA-JPIA shall have such other responsibilities as deemed necessary by the Board of Directors and Executive Committee (of the ACWA-JPIA).

Responsibilities of the District:

- a. The governing board of each member district shall appoint a representative and at least one alternate representative to the Board of Directors.
- b. Each member shall appoint an employee of the member to be responsible for the risk management function within that member and serve as a liaison between the member and the ACWA-JPIA as to risk management.
- c. Each member shall maintain an active safety officer and/or committee and shall consider all recommendations of the ACWA-JPIA concerning unsafe practices.
- d. Each member shall maintain its own set of records, including a loss log, in all categories of risk covered by the joint protection program to ensure accuracy of the ACWA-JPIA's loss reporting system.
- e. Each member shall pay its deposit premium and premium adjustments within thirty days of the invoice date.
- f. Each member shall provide the ACWA-JPIA with such other information or assistance as may be necessary for the ACWA-JPIA to carry out the joint protection programs.
- g. Each member shall cooperate with and assist the ACWA-JPIA, and any insurer of the ACWA-JPIA, in all matters and covered claims and will comply with all bylaws, rules and regulations adopted by the Board of Directors and Executive Committee of the ACWA-JPIA.

There have been no significant reductions in insurance coverage from the prior year. The amounts of settlements have not exceeded the insurance coverage in each of the past three fiscal years.

NOTE 13 - PRIOR PERIOD ADJUSTMENT

The prior period adjustment represents the Pension trust cash and investments of \$697,239 that were not reported in the June 30, 2019 basic financial statements.

Humboldt Bay Municipal Water District  
NOTES TO FINANCIAL STATEMENTS  
For the Year Ended June 30, 2020

NOTE 14 - CONTINGENCIES

The District receives, on a cost-reimbursement basis, federal and state funds to carry out a variety of projects and studies. As a recipient of federal and state funds, the District is responsible for maintaining an internal control structure that ensures compliance with all laws and regulations related to these programs. All federal and state program expenditures are subject to financial and compliance audits by the awarding agency. Such audits could result in claims against the District for disallowed costs or noncompliance with contract provisions. No provision has been made for any liabilities which may arise from the noncompliance or questioned costs since the amounts, if any, cannot be determined at this time.

Coronavirus Pandemic

In December 2019, an outbreak of a novel strain of coronavirus (COVID-19) began to spread among various countries, including the United States. On March 11, 2020, the World Health Organization characterized COVID-19 as a pandemic. In addition, multiple jurisdictions in the U.S., including California, declared a state of emergency and issued shelter-in-place orders in response to the outbreak. Since all District staff are considered "essential", the immediate impact to the District's operations included restrictions on employees' work location, dividing the operations and maintenance staff into two separate and isolated teams and planning heightened sanitation awareness requirements on office staff. It is anticipated that the impacts from this pandemic will continue for some time. As of the report date, the financial impact of the coronavirus outbreak cannot be measured.



REQUIRED SUPPLEMENTARY INFORMATION

DRAFT

Humboldt Bay Municipal Water District  
SCHEDULE OF THE PROPORTIONATE SHARE OF THE  
NET PENSION LIABILITY (ASSET) MISCELLANEOUS  
 June 30, 2020  
 Last 6 years\*

Measurement Date, June 30	2020	2019	2018	2017	2016	2015
Proportion of the net pension liability	0.07880%	0.07720%	0.07640%	0.07490%	0.07300%	0.07880%
Proportion share of the net pension liability	\$ 3,155,817	\$ 2,907,930	\$ 3,011,029	\$ 2,602,142	\$ 2,002,310	\$ 1,969,634
Covered - employee payroll	\$ 2,049,579	\$ 1,963,789	\$ 1,901,128	\$ 1,730,351	\$ 1,746,146	\$ 1,692,541
Proportionate share of the net pension liability as percentage of covered-employee payroll	153.97%	148.08%	158.38%	150.38%	114.67%	116.37%
Plan fiduciary net position as a percentage of the total pension liability	77.37%	77.39%	75.66%	76.58%	80.90%	80.51%

NOTES TO SCHEDULE

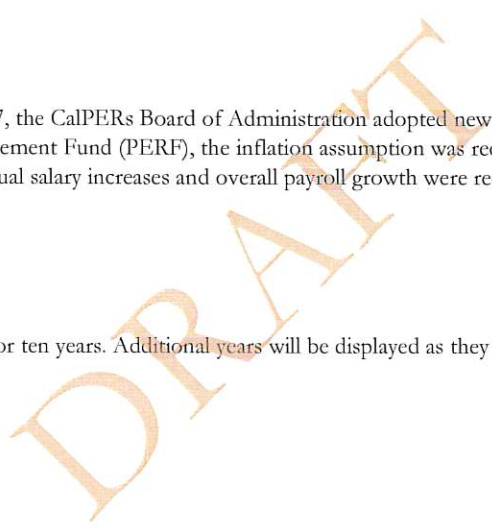
Changes in Benefit Terms:

Changes of Assumptions - In December 2017, the CalPERS Board of Administration adopted new mortality assumptions for plans participating in Public Employees' Retirement Fund (PERF), the inflation assumption was reduced from 2.75 percent to 2.50 percent, and the assumptions for individual salary increases and overall payroll growth were reduced from 3.00 percent to 2.75 percent.

Changes in Assumptions:

None

\* Schedule is intended to show information for ten years. Additional years will be displayed as they become available.



Humboldt Bay Municipal Water District  
SCHEDULE OF CONTRIBUTIONS - MISCELLANEOUS  
 June 30, 2020  
 Last 7 years\*

Fiscal Year Ending June 30	Miscellaneous Plan						
	2020	2019	2018	2017	2016	2015	2014
Contractually required contribution (actuarially determined)	\$ 475,220	\$ 477,614	\$ 434,427	\$ 408,926	\$ 386,697	\$ 253,791	\$ 229,022
Contributions in relation to the actuarially determined contributions	<u>(475,220)</u>	<u>(477,614)</u>	<u>(434,427)</u>	<u>(408,926)</u>	<u>(386,697)</u>	<u>(253,791)</u>	<u>(229,022)</u>
Contribution deficiency (excess)	<u>\$ -</u>	<u>\$ -</u>	<u>\$ -</u>	<u>\$ -</u>	<u>\$ -</u>	<u>\$ -</u>	<u>\$ -</u>
Covered - employee payroll	\$2,156,138	\$2,049,579	\$1,963,789	\$1,901,128	\$1,730,351	\$1,746,146	\$1,692,541
Contributions as a percentage of covered-employee payroll	22.04%	23.30%	22.12%	21.51%	22.35%	14.53%	13.53%

Notes to Schedule:

Benefit Changes:

There were no changes to benefit terms that applied to all members of the Public Agency Pool.

Changes of Assumptions:

There were no changes of assumptions.

\* Schedule is intended to show information for ten years. Additional years will be displayed as they become available.

DRAFT



Humboldt Bay Municipal Water District  
SCHEDULE OF CHANGE IN THE NET OPEB LIABILITY  
AND RELATED RATIOS  
 For the Year Ended June 30, 2020

	2020	2019	2018
<b>Total OPEB Liability</b>			
Service cost	\$ 141,025	\$ 132,814	\$ 122,984
Interest	118,649	119,775	122,441
Benefit payments, included refunds of employee contributions	(172,574)	(177,041)	(155,236)
Change in assumptions	66,621	64,777	100,904
<b>Net change in total OPEB liability</b>	153,721	140,325	191,093
<b>Total OPEB liability - beginning of year</b>	4,197,904	4,057,579	3,866,486
<b>Total OPEB liability - end of year</b>	\$ 4,351,625	\$ 4,197,904	\$ 4,057,579
 <b>Plan Fiduciary Net Position</b>			
Net investment income	\$ -	\$ -	\$ -
Contributions			
Employer	172,574	177,041	155,236
Benefit payments, included refunds of employee contributions	(172,574)	(177,041)	(155,236)
Implicit rate subsidy fulfilled	-	-	-
Administrative expense	-	-	-
<b>Net change in plan fiduciary net position</b>	-	-	-
<b>Plan fiduciary net position - beginning of year</b>	-	-	-
<b>Plan fiduciary net position - end of year</b>	\$ -	\$ -	\$ -
 <b>District's net OPEB liability - end of year</b>	\$ 4,351,625	\$ 4,197,904	\$ 4,057,579
 <b>Covered-employee payroll</b>	\$ 2,183,531	\$ 2,080,167	\$ 2,073,759
 <b>Net OPEB liability as a percentage of covered-employee payroll</b>	199.29%	201.81%	195.66%

The schedules present information to illustrate changes in the District's changes in the net OPEB liability over a ten year period when the information is available.

REPORT ON INTERNAL CONTROL OVER FINANCIAL REPORTING AND ON COMPLIANCE AND OTHER MATTERS BASED ON AN AUDIT OF FINANCIAL STATEMENTS PERFORMED IN ACCORDANCE WITH GOVERNMENT AUDITING STANDARDS

Board of Directors  
Humboldt Bay Municipal Water District  
Eureka, California

We have audited the basic financial statements, as listed in the table of contents, of Humboldt Bay Municipal Water District as of and for the year ended June 30, 2020, and have issued our report thereon dated ~~XX/XX/XXXX~~. We conducted our audit in accordance with U.S. generally accepted auditing standards and the standards applicable to financial audits contained in *Government Auditing Standards*, issued by the Comptroller General of the United States.

Internal Control Over Financial Reporting

In planning and performing our audit, we considered Humboldt Bay Municipal Water District's internal control over financial reporting (internal control) as a basis for designing audit procedures that are appropriate in the circumstances for the purpose of expressing our opinions on the financial statements, but not for the purpose of expressing an opinion on the effectiveness of Humboldt Bay Municipal Water District's internal control over financial reporting. Accordingly, we do not express an opinion on the effectiveness of Humboldt Bay Municipal Water District's internal control over financial reporting.

*A deficiency in internal control* exists when the design or operation of a control does not allow management or employees, in the normal course of performing their assigned functions, to prevent, or detect and correct, misstatements on a timely basis. *A material weakness* is a deficiency, or a combination of deficiencies, in internal control, such that there is a reasonable possibility that a material misstatement of the entity's financial statements will not be prevented, or detected and corrected on a timely basis. *A significant deficiency* is a deficiency, or a combination of deficiencies, in internal control that is less severe than a material weakness, yet important enough to merit attention by those charged with governance.

Our consideration of internal control was for the limited purpose described in the first paragraph of this section and was not designed to identify all deficiencies in internal control that might be material weaknesses or significant deficiencies. Given these limitations, during our audit we did not identify any deficiencies in internal control that we consider to be material weaknesses. However, material weaknesses may exist that have not been identified.

Compliance and Other Matters

As part of obtaining reasonable assurance about whether Humboldt Bay Municipal Water District's basic financial statements are free of material misstatement, we performed tests of its compliance with certain provisions of laws, regulations, contracts and grant agreements, noncompliance with which could have a direct and material effect on the financial statements. However, providing an opinion on compliance with those provisions was not an objective of our audit and, accordingly, we do not express such an opinion. The results of our tests disclosed no instances of noncompliance or other matters that are required to be reported under *Government Auditing Standards*.

Board of Directors  
Humboldt Bay Municipal Water District – Page 2

Purpose of this Report

The purpose of this report is solely to describe the scope of our testing of internal control and compliance and the results of that testing, and not to provide an opinion on the effectiveness of Humboldt Bay Municipal Water District's internal control or on compliance. This report is an integral part of an audit performed in accordance with *Government Auditing Standards* in considering Humboldt Bay Municipal Water District's internal control and compliance. Accordingly, this communication is not suitable for any other purpose.

R.J. Ricciardi, Inc.  
Certified Public Accountants

San Rafael, California

DRAFT



# OPERATIONS

Memo to: HBMWD Board of Directors  
From: Dale Davidsen, Superintendent  
Date: December 1, 2021  
Subject: Essex/Ruth November 2021 Operational Report

### **Upper Mad River, Ruth Lake, and Hydro Plant**

1. Flow at Mad River above Ruth Reservoir (Zenita Bridge) averaged 219 cfs with a high of 1110 cfs on November 9<sup>th</sup> and a low of 51 cfs on November 30<sup>th</sup>
2. The conditions at Ruth Lake for November were as follows:  
The lake level on November 30<sup>th</sup> was 2652.45 feet which is:
  - 2.23 feet lower than October 31<sup>st</sup>, 2021
  - 18.75 feet higher than November 30<sup>th</sup>, 2020
  - 13.68 feet higher than the ten-year average
  - 1.55 feet below the spillway
3. Ruth Headquarters recorded 4.88 inches of rainfall for November.
4. Ruth Hydro produced 890,400 KWh in November. There were no shutdowns for maintenance or PGE.
5. The lake discharge averaged 381 cfs with a high of 1097 cfs on November 10<sup>th</sup>.

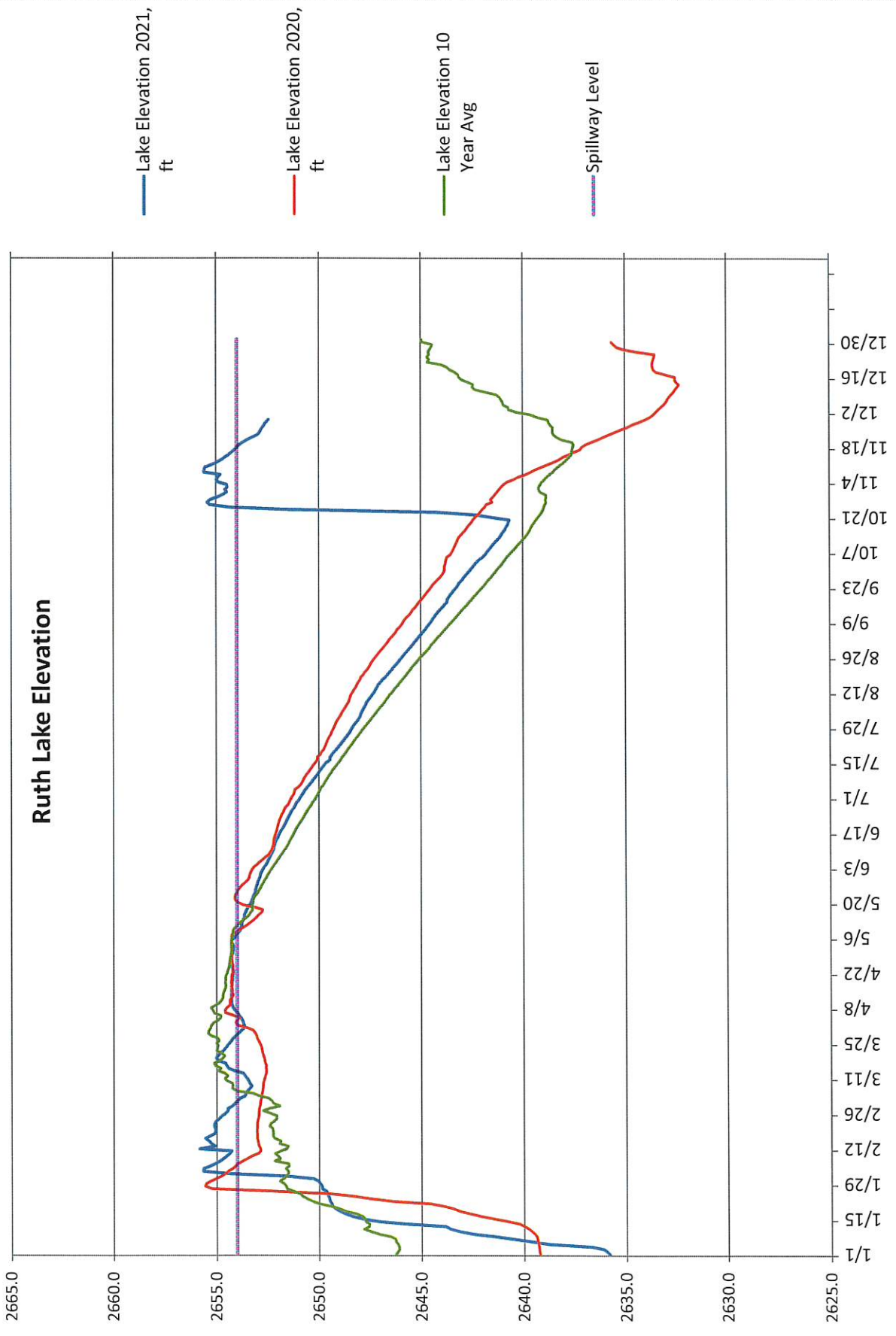
### **Lower Mad River, Winzler Control, and TRF**

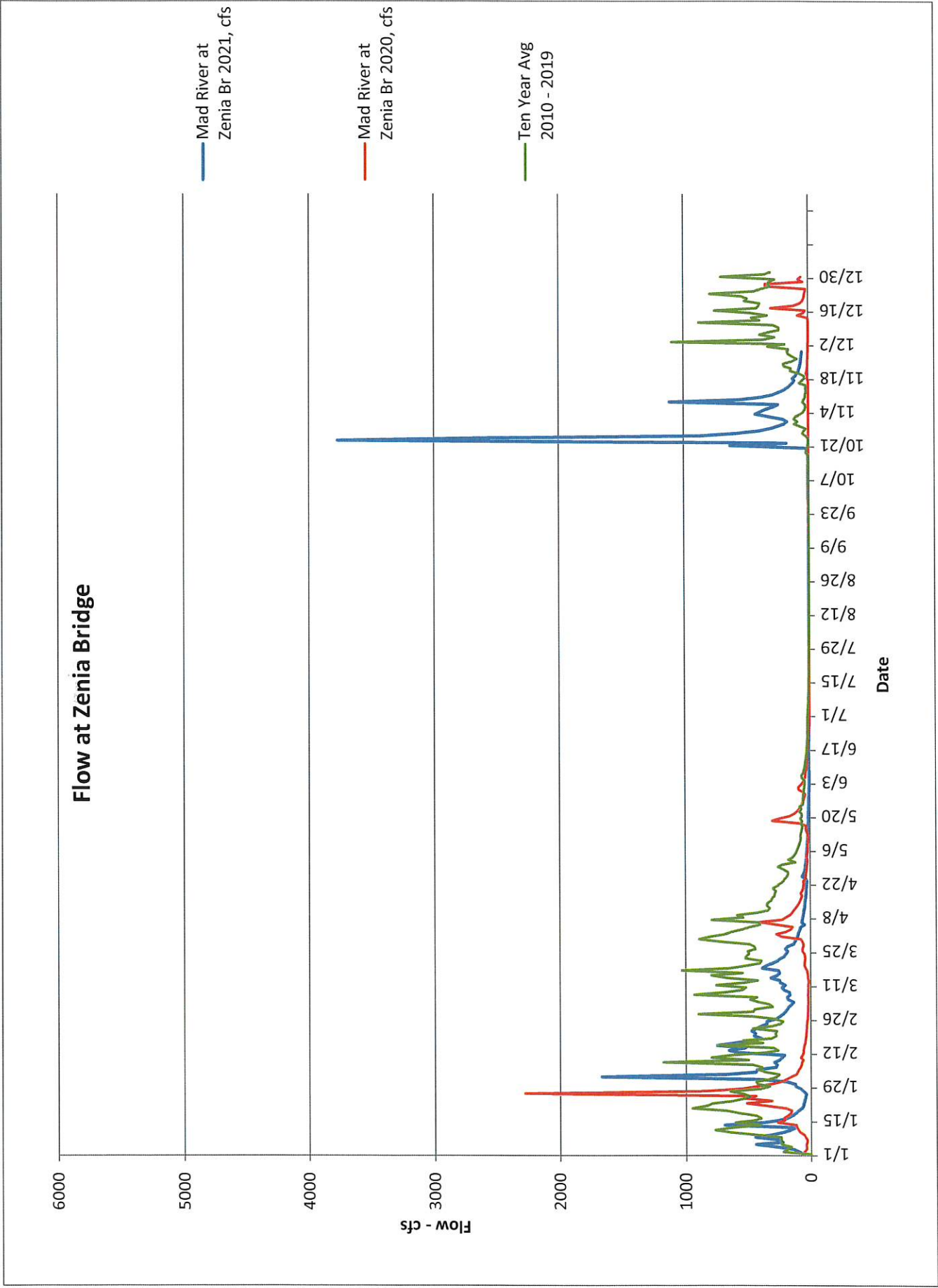
6. The river at Winzler Control Center for November, had an average flow of 928 cfs. The river flow reached a high of 2460 cfs on November 10<sup>th</sup>.
7. The domestic water conditions were as follows:
  - a. The domestic water turbidity average was 0.07 NTU, which meets Public Health Secondary Standards.
  - b. As of November 30<sup>th</sup>, we pumped 220.527 MG at an average of 7.351 MGD.
  - c. The maximum metered daily municipal use was 8.084 MGD on November 11<sup>th</sup>.
8. The TRF conditions for November were as follows:
  - a. Average monthly source water turbidity was 0.25 NTU.
  - b. Average monthly filtered water turbidity was 0.08 NTU.
  - c. Number of filter backwashes for the month was 33.

9. November 2<sup>nd</sup> – Reviewed Fieldbrook reservoir plans and coordination for a virtual meeting.
10. November 4<sup>th</sup> - Replied to City of Blue Lake’s email regarding water in the Blue Lake meter vault. Their concern was of a possible water leak or possible cross connection. Staff inspected, tested and confirmed no problems.
11. November 9<sup>th</sup>
  - a. Lost power at TRF at 0900, power restored at 1845. Trees in the power lines.
  - b. IPA shipped from factory in Louisiana.
  - c. Conducted a Maintenance Mechanic position interview
12. November 10<sup>th</sup> – Conducted 2 Maintenance Mechanic position interviews
13. November 11<sup>th</sup> – Holiday - There was a line break in town of Samoa. Called out a maintenance mechanic to isolate their system in the morning and again in the late afternoon to restore water service to the town.
14. November 15<sup>th</sup> - Conducted a Maintenance Mechanic position interview
15. November 17<sup>th</sup> – Someone vandalized our communications cable at Truesdale. Loss all communications to the peninsula. Electrical staff repaired as needed.
16. November 18<sup>th</sup>
  - a. Conducted the last Maintenance Mechanic position interview
  - b. Offered a candidate the position. Working out a possible start date.
  - c. IPA was delivered and offloaded on site.
17. November 22<sup>nd</sup> – Service lateral leak in Fieldbrook. Replaced service line.
18. Current and Ongoing Projects
  - a. COVID 19 – Dealing with modified staffing arrangements due to COVID as best we can.
  - b. 12kV project. – A lot of work going on. Coordinating with contractors for power shutdowns, etc. as needed.
  - c. Tesla battery bank projects – Coordination meetings & design work in progress.
  - d. Reservoir Seismic Retrofit project. – Waiting for granting agency approvals.
  - e. Routine annual equipment maintenance and services.

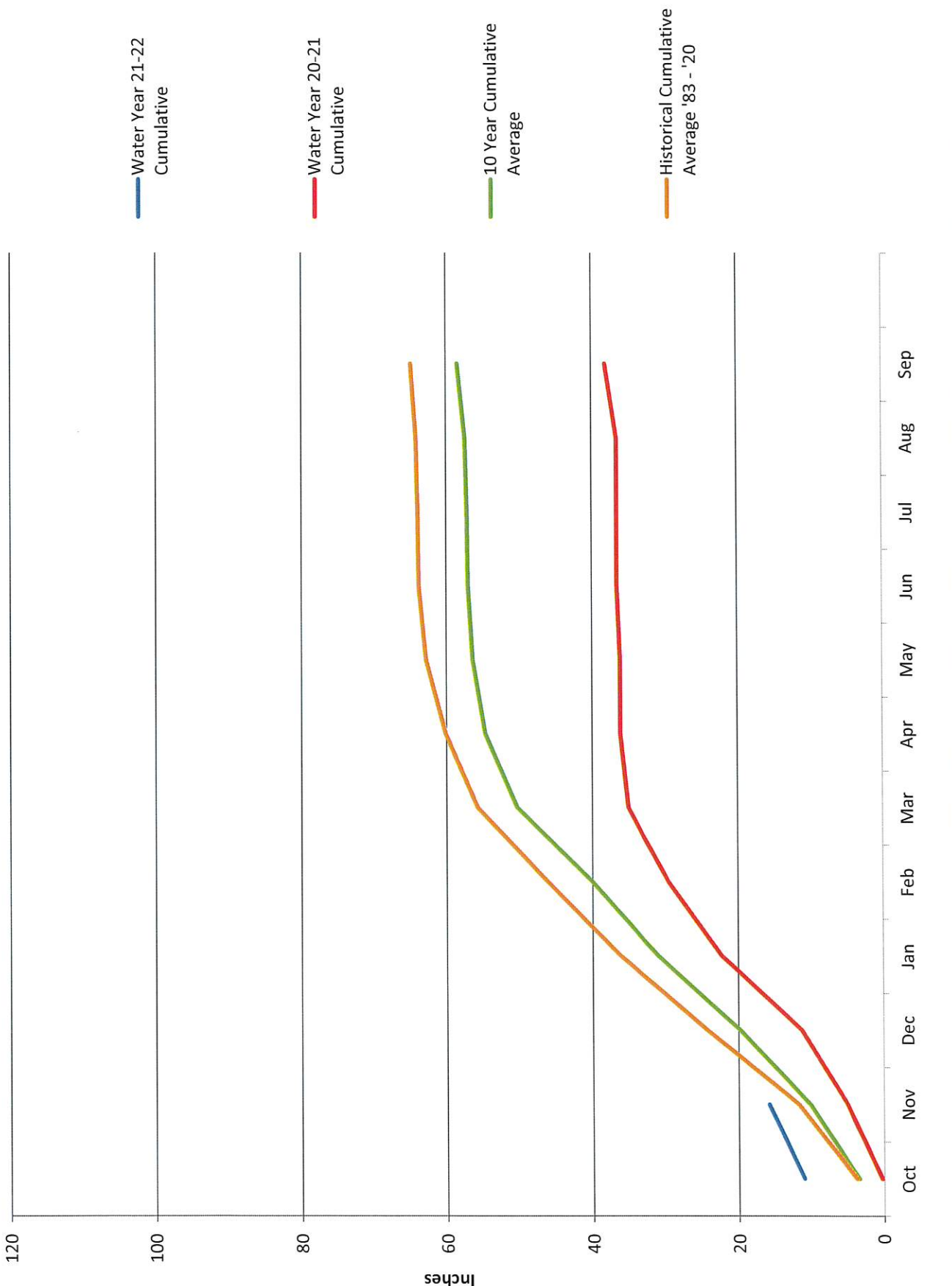


### Ruth Lake Elevation

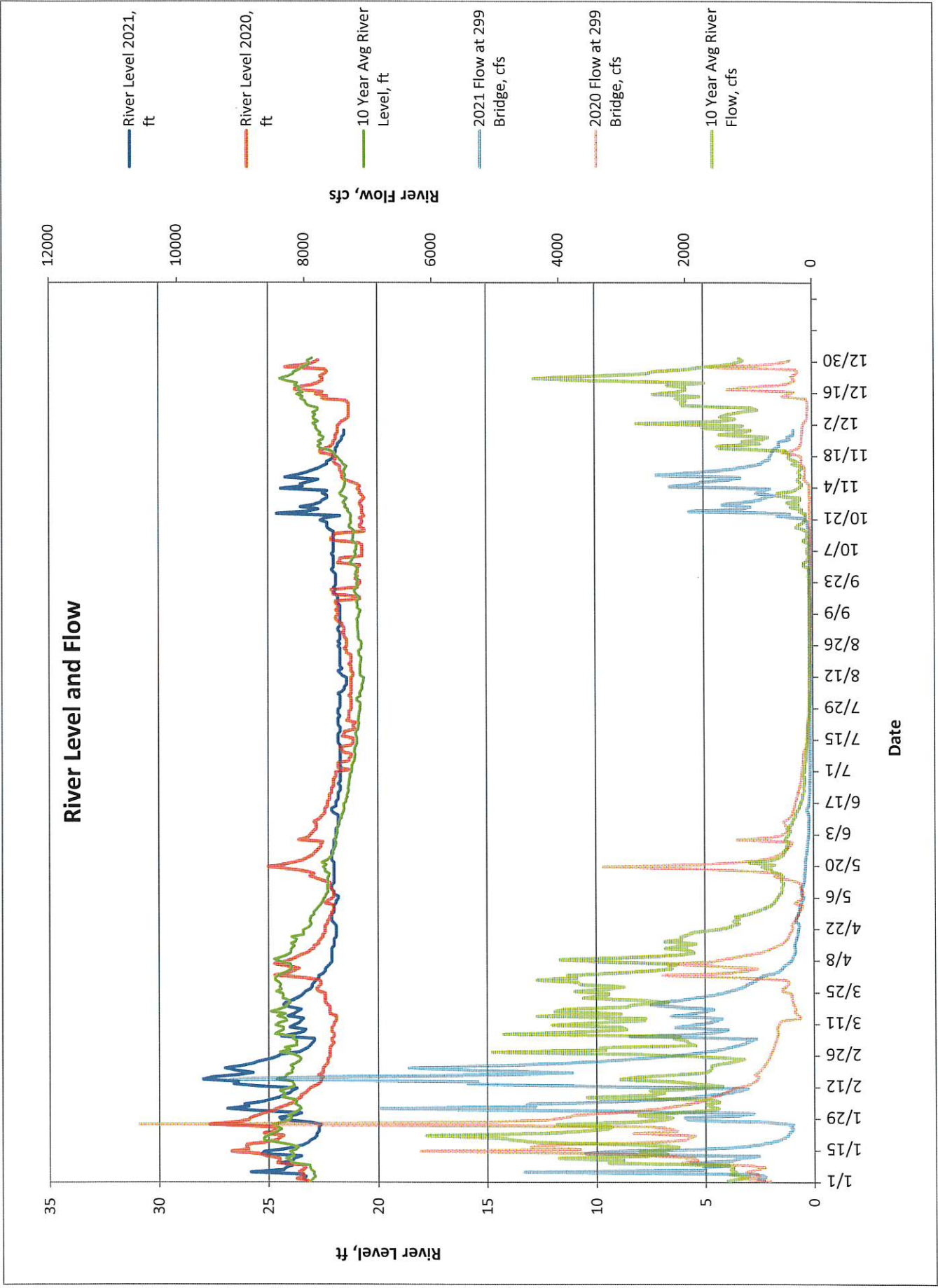




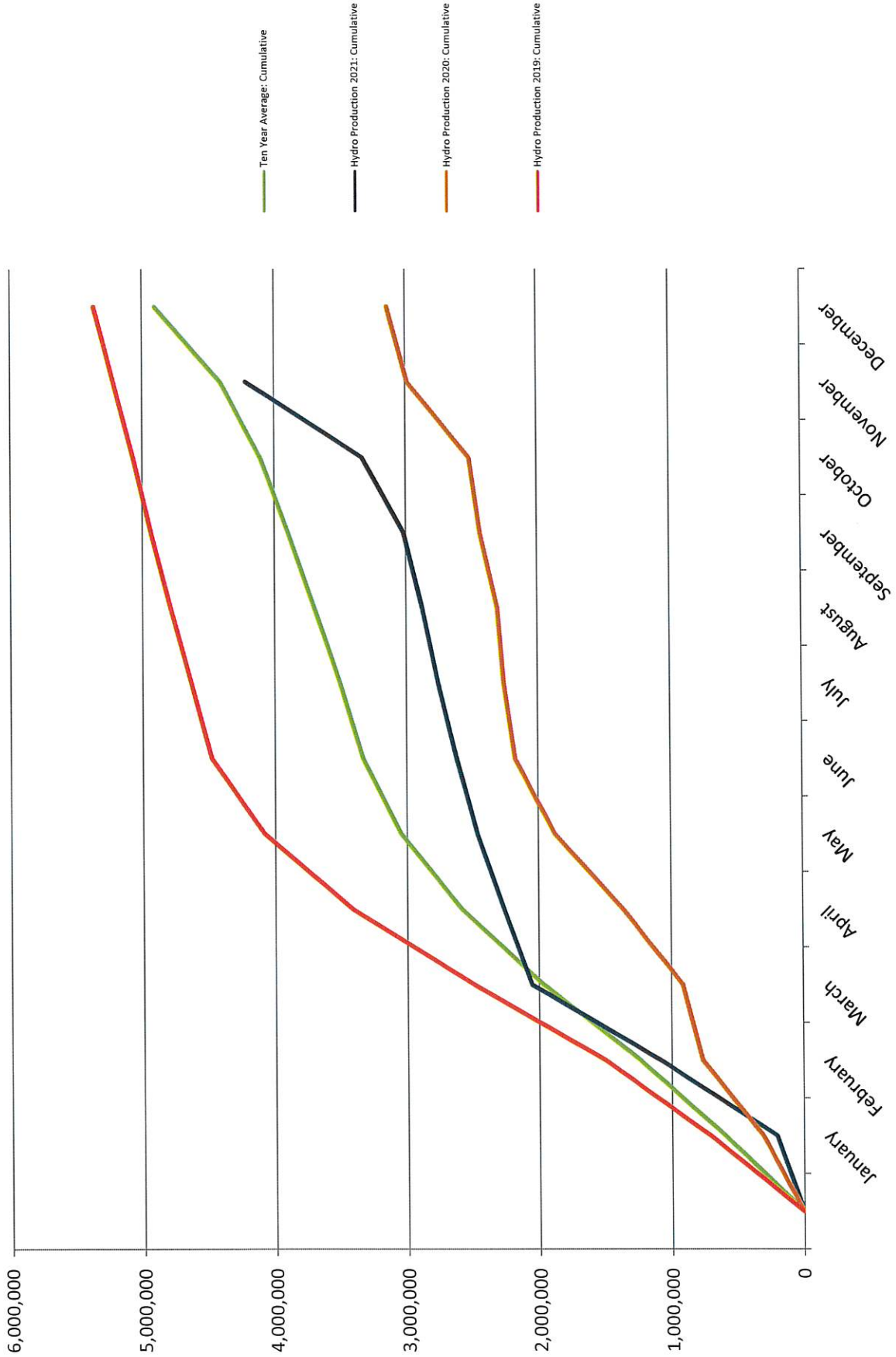
Ruth Rainfall - Water Year 2020-2021







### Ruth Hydro Production: kW per Month



Memo to: Board of Directors  
From: Dale Davidsen, Superintendent  
Date: November 30, 2021  
Subject: Surplus Equipment

The District has one vehicle that I propose to be declared surplus. This vehicle was declared surplus in April of 2020, but was put back into service for the Emergency Response Mad River Restoration Supervisor to use. This vehicle has been now replaced with a vehicle that is in better condition.

- 1- 2004 Ford F-250, 5.4 L Triton V-8, super cab, long bed, 4x4, 143,767 miles.  
VIN # 1FTNX21L44ED66557



# MANAGEMENT

# NEW WATER SYSTEM APPROVAL FACT SHEET

Considerations for Elected Officials



## APPROVAL OF A WATER SYSTEM HAS BROAD IMPLICATIONS

### ● Long-Term Housing Affordability

Lower up-front costs for a small water system may seem attractive, but long-term maintenance and operation costs can impact housing affordability through possible future assessments. Addressing the stability of a water system in advance can help ensure long-term housing affordability for your constituents and shift long-term cost burdens from residents to developers.

### ● Upholding Public Trust

Inherent in approving a new water system are: 1) an accountability to your constituents, 2) the responsibility of ensuring you uphold the public trust by providing an adequate, safe, and affordable water supply, and 3) protection of local jurisdictions from the legal liability of developing an unsustainable water system.

### ● Access to Clean and Affordable Drinking Water

Small water systems often face similar challenges, such as: water quality, regulatory compliance, rising water costs, operations and maintenance needs, and an over-reliance on a single source of groundwater or surface water supply.

### ● Public Health and Safety in Emergencies

Small water systems face extensive difficulties in rebuilding after a natural disaster. Water systems that are adequately resourced can better respond and coordinate in emergencies, such as: fire, drought, earthquakes, and other natural disasters.

### ● Potential for Litigation

Approval authority of a new water system ultimately rests with the State Water Resources Control Board (State Water Board). If your jurisdiction approves a system that is later denied by the State Water Board, there could be legal challenges over entitlements to the developer.

## EXISTING LAW

### REQUIREMENTS FOR NEW WATER SYSTEMS

#### APPLICATION

When applying for approval with the State Water Board, a new system must submit an application at least six months before initiating any water-related development; the application must include a technical report that provides analyses of:

- Existing public water systems within three miles of the proposed new system, and the ability to connect to or utilize the resources from those public water systems; and,
- All water supplies for the proposed new public water system, and the ability to meet 20-year water demands under a variety of hydrologic conditions.

#### LOCAL PRIMACY AGENCIES

For counties with a Local Primacy Agency (LPA), previously these decisions were made with no outside input, but that is no longer the case due to recent regulatory changes.



## QUESTIONS TO CONSIDER



### Housing Affordability

Will this water system be affordable for the residents of this area long-term? Will it impact overall housing affordability and, if so, how?



### Sustainability

Historically, systems with less than 500 connections have had more water quality violations, in part, due to lack of economies of scale. Will this system sustainably provide safe and affordable water without external resources in 30 years?



### Future Development Potential

Could this system support additional development through future expansion? Or would residents be better served by connecting to an existing water system?



### Contamination

Does the region have challenges with contaminants in the water, and will this system adequately address those challenges?



### Long-Term Water Financial Stability

Should your local government require this system to establish and maintain a reserve account to ensure it can pay for reliable water infrastructure?

## INFORMATION AND RESOURCES

Depending on your local conditions, there are a number of credible resources to consult:


### Regional Resources

- 💧 [State Water Board, Division of Drinking Water Contacts by County](#)
- 💧 The technical report that the new system must submit to the State Water Board
- 💧 Your existing local public water agencies
- 💧 [Your local health officials](#)
- 💧 Your local Urban Water Management Plan or Agricultural Management Water Plan
- 💧 Consult with your local [Integrated Regional Water Management organization](#)
- 💧 If your region is in a priority overdraft basin, consult with your local [Groundwater Sustainability Agency](#)

### Local Government Planner Tools

- 💧 [What is a Public Water System?](#)
- 💧 [Number of Public Water Systems by County](#)
- 💧 [System Area Boundary Layer Look-up Tool \(boundaries of existing water systems\)](#)
- 💧 [GeoTracker Website \(information about potential sources of contamination due to remediation sites\)](#)
- 💧 [Aquifer Risk Map for Domestic Wells and State Small Systems](#)

Scan code to get a digital copy of this handout. ➔



ACWA is a non-profit statewide association of public water agencies whose members are responsible for about 90% of the water deliveries in California.





*Bringing  
Water  
Together*

November 8, 2021

Comment letter submitted via electronic commenting system

Clerk of the Board  
California Air Resources Board  
1001 I Street  
Sacramento, California 95814

**Re: Association of California Water Agencies' Comments on Draft Cap-and-Trade Auction Proceeds Fourth Investment Plan**

The Association of California Water Agencies (ACWA) appreciates the opportunity to provide public comments to the California Air Resources Board (CARB) in response to the recent Draft Cap-and-Trade Auction Proceeds Fourth Investment Plan (Draft Plan). ACWA represents more than 460 public water agencies that collectively deliver approximately 90 percent of the water in California for domestic, agricultural, and industrial uses. We strongly support the continued use of the funding to help finance local agencies to achieve the state's ambitious climate goals while continuing to provide safe and affordable drinking water, and maintaining public health through sustainable infrastructure that meet our members' needs. We appreciate the work that CARB staff has done to consider and incorporate stakeholder input into the Draft Plan.

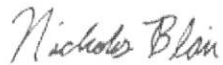
ACWA member agencies have been working diligently as key partners in the State's environmental and clean energy goals as the state seeks to achieve many ambitious goals as described in AB 1532, and AB 398. Thus, ACWA is supportive of the inclusion of the following priorities in the Draft Plan:

- **Sustainable Transportation:** ACWA members are participating with CARB on the development of an Advanced Clean Fleets Rule to include the timing of commercially available vehicles and associated installed electrical infrastructure.
- **Low Carbon Energy, Buildings, and Industry:** ACWA members actively research where zero-emission technologies, and low carbon energy sources fit into operations to maintain reliability of critical services.
- **Natural and Working Lands:** ACWA members across the state are working to protect and restore California's headwaters and watersheds through innovative partnerships with local, state, and federal stakeholders and by advocating for improved forest management practices.
- **Wildfire Mitigation:** ACWA members are mutual aid partners dispatching crews and equipment to regions in need, collaborate with local, state, and federal agencies as well as nonprofits and corporations to reduce the fuel-loading in our forests and restore the healthy function and resiliency of these watersheds, and removing biomass fuel sources.

November 8, 2021 • Page 2

We appreciate the opportunity to comment on this very important Draft Plan. Please do not hesitate to contact me at [nickb@acwa.com](mailto:nickb@acwa.com) or (916) 441-4545, if you have any questions regarding ACWA's input.

Sincerely,



Nicholas Blair  
Regulatory Advocate

cc: The Honorable Liane Randolph, Chair, California Air Resources Board  
The Honorable Sandra Berg, Vice Chair, California Air Resources Board  
Mr. Richard Corey, Executive Officer, California Air Resources Board  
Ms. Jennifer Gress, Division Chief, Sustainable Transportation and Communities Division,  
California Air Resources Board  
Mr. Dave Eggerton, Executive Director, Association of California Water Agencies  
Ms. Cindy Tuck, Deputy Executive Director for Government Relations, Association of  
California Water Agencies



November 4, 2021

The Honorable Alex Padilla  
U.S. Senator  
112 Hart Senate Office Building  
Washington, DC 20510

Dear Senator Padilla,

On behalf of the National Special Districts Coalition (NSDC) – representing thousands of special districts providing critical infrastructure, emergency response, and essential community services – thank you for introducing S. 3093, the *Disaster Equity and Fairness Act*, which would help improve FEMA's Public Assistance programs.

Among other things, S. 3093 would increase the federal cost share for Public Assistance from 75 percent to 90 percent for communities that have experienced multiple disasters in a short period of time. This provision would apply to emergency work, hazard mitigation, repair and restoration of damaged facilities, and fire management assistance. The legislation would also increase the federal cost share for underserved communities. Many of our members would welcome these changes, particularly those along the Gulf and Atlantic coasts, where public agencies have struggled to recover from multiple severe weather and hurricane events, as well as those in the West struggling with fires and post-fire impacts.

In addition, underserved communities, as well as other populations that have experienced consecutive or cumulative disasters, would receive priority for technical assistance. NSDC appreciates that the legislation would also give priority to communities that have not received hazard mitigation assistance over the preceding five-year period. Barring county or inter-district partnerships, small- and mid-size special districts often experience obstacles in their efforts to secure the necessary resources to participate and implement hazard mitigation plans. This ultimately hinders their ability to execute projects. However, S. 3093 could better position special districts to participate in eligible hazard mitigation activities, which would help ensure districts are better able to provide services in emergency or disaster situations.

For these reasons, NSDC supports S. 3093, the *Disaster Equity and Fairness Act*. These much-needed changes would especially benefit underserved communities, as well as those facing multiple disasters. We look forward to working with you and your team on this important legislation. Please do not hesitate to reach out to the Coalition for any questions and collaboration.

Sincerely,

A handwritten signature in black ink, appearing to read "Cole Karr", with a long horizontal flourish extending to the right.

Cole Karr  
Federal Advocacy Coordinator  
National Special Districts Coalition





November 4, 2021

The Honorable Alex Padilla  
U.S. Senator  
112 Hart Senate Office Building  
Washington, DC 20510

Dear Senator Padilla,

On behalf of the National Special Districts Coalition (NSDC) – representing the thousands of special districts providing critical infrastructure, emergency response, and essential community services – thank you for introducing S. 3092, the *FEMA Improvement, Reform, and Efficiency (FIRE) Act of 2021*, which would reform the way FEMA approaches its response to wildfires. It would also review the potential impacts of inter-agency collaboration ahead of wildfire events.

NSDC believes S. 3092 would be the catalyst for investigating gaps in preparation for, response to, and recovery from wildfires. Among its many provisions, the legislation would authorize cost-effective relocation assistance for critical infrastructure that is at risk from future damage. It would also sanction a study to produce recommendations on the pre-positioning of vital fire resources when the National Weather Service issues a Red Flag Warning. In addition, the bill would require FEMA to examine the discrepancies in addressing wildfire damage. Furthermore, S. 3092 would require a review of insurance costs and coverage in high fire-risk areas.

As wildfire has impacted – even devastated – too many special districts' operations, primarily in the wildland-urban interface, NSDC would support the expansion of public assistance for wildfire damage. Moreover, the Coalition supports provisions of the *FIRE Act* that would review how inter-governmental cooperation among critical service providers during threatening conditions can assist short-term readiness efforts. The Coalition believes doing so would allow districts to more effectively respond and cooperatively manage wildfire emergencies.

Additionally, NSDC would be supportive of the Government Accountability Office's review of FEMA programs covering wildfire and how they differ from other hazards. With the increasing severity of wildfire disasters, program efficiency will be key to a long-term solution. NSDC would support policies to close any gaps this study could discover and the potential implementation of policies that would enhance the resiliency of districts' critical infrastructure facilities.

The Coalition also finds amenable the proposed partnership with the National Academy of Science to study the affordability and availability of fire insurance coverage across the country. The study would also examine the role that insurers – as well as Federal, State, and local governments – play in providing incentives for wildfire risk mitigation efforts.

Preparation and recovery resources are critical to mitigating the dire impacts on special districts' services. For these reasons, NSDC supports the *FIRE Act*. We commend you for your leadership to identify key problems in the *Stafford Act* and your push to develop practical solutions to address them. Please consider the Coalition a willing and able partner on this subject, and do not hesitate to contact us should you have any questions or needs.

Sincerely,

A handwritten signature in black ink, appearing to read "Cole Karr", written over a horizontal line.

Cole Karr  
Federal Advocacy Coordinator  
National Special Districts Coalition



# INFORMATION AND RESOURCES FOR SPECIAL DISTRICT BOARD MEMBERS AND TRUSTEES

## IN-PERSON WORKSHOPS



### SDLA GOVERNANCE FOUNDATIONS

This course teaches the foundational knowledge and skills that identify and define the essential building blocks of a successful board, focusing on the critical elements of governance: effective trustees, board mindset, structure, process and protocols, individual/team standards, board's role and responsibilities. This course qualifies for six hours of governance training for Special District Leadership Foundation (SDLF) programs.

**MARCH 22, 2022 -**

#### Sacramento

**9:00 a.m. - 3:30 p.m.**

Hilton Sacramento Arden West  
2200 Harvard Street  
Sacramento, CA 95815

- Free SDRMA Member
- \$125 CSDA Member

**AUGUST 22, 2022 - Palm Desert**

**9:00 a.m. - 3:30 p.m.**

JW Marriott Desert Springs Resort and Spa  
74-855 Country Club Drive  
Palm Desert, CA 92260

- \$225 CSDA Member
- \$340 Non-member

***Demonstrate your commitment to good governance by attending professional development opportunities!***

### CAN'T MAKE IT ON THESE DATES?

Many other titles are also available on-demand at [www.csd.net](http://www.csd.net) under Learn.

## VIRTUAL WORKSHOPS & WEBINARS

### REQUIRED ETHICS COMPLIANCE TRAINING – AB 1234

This live two-hour webinar covers general ethics principles and state laws related to: personal gain by public servants, conflict of interest, bribery and nepotism; gift, travel and mass mailing restrictions; honoraria, financial interest disclosure and competitive bidding; prohibitions on the use of public resources for personal or political purposes; the Brown Act Open Meeting law; and the Public Records Act.

**JANUARY 26, 2022 OR OCTOBER 11, 2022**  
**10:00 a.m. – 12:00 p.m.**

### REQUIRED SEXUAL HARASSMENT PREVENTION TRAINING FOR SPECIAL DISTRICTS

This presentation will comply with the requirement of AB 1825 and AB 1661 and cover: what constitutes sexual harassment and discrimination in the workplace, how to recognize and avoid harassment, what procedures to follow if you witness harassment or are harassed yourself, the potential consequences - including personal liability - of harassment, what constitutes abusive conduct in the workplace in compliance to AB 2053, and orientation, gender identity & gender expression in compliance with SB396.

**FEBRUARY 15, 2022 OR OCTOBER 18, 2022**  
**10:00 a.m. – 12:00 p.m.**

### VIRTUAL WORKSHOP: BOARD MEMBER BEST PRACTICES

This fast paced and informative session covers all of the essential best practices of serving as a board member or trustee of a special district: the roles of board members and staff, policies and procedures your district should consider to ensure effective governance, general ethics principles related to special districts including an overview of the laws affecting special districts.

**FEBRUARY 2 AND 3, 2022**  
**10:00 a.m. – 12:00 p.m. each day**

- \$175 CSDA Member
- \$260 Non-member

### WEBINAR PRICING

- Free CSDA Member
- \$95 Non-member

## SDLA CONFERENCE

### GRADUATE FROM THE SPECIAL DISTRICT LEADERSHIP ACADEMY (SDLA) CONFERENCE

## SDLA

The SDLA conference is a comprehensive governance conference for elected and appointed directors/trustees. Attendees will learn: the roles of board and staff, attributes of effective boards, specific jobs the board must perform, the importance of moving from "I" to "we" as the governance team, the board's role in setting direction, the board's role in fiscal accountability, and much more. Visit [sdla.csd.net](http://sdla.csd.net) for more details.

**APRIL 3 - 6, 2022**

Embassy Suites San Diego Bay

**SEPTEMBER 18 - 21, 2022**

Embassy Suites Napa Valley

*On or before March 3 (San Diego)*

*On or before August 19 (Napa)*

- \$600 1st attendee CSDA Member
- \$900 1st attendee Non-member
- \$400 each additional attendee from the same CSDA member district
- \$600 each additional attendee from the same non-member district

*After March 3 (San Diego)*

*After August 19 (Napa)*

- \$675 1st attendee CSDA Member
- \$1,010 1st attendee Non-member
- \$475 each additional attendee from the same CSDA member district
- \$715 each additional attendee from the same non-member district

### ATTEND ALL FOUR SDLA MODULES VIRTUALLY!

SDLA Module 1: Governance Foundations

**FEBRUARY 16 AND 17, 2022**

SDLA Module 2: Setting Direction / Community Outreach

**MARCH 9 AND 10, 2022**

SDLA Module 3: Board's Role in Finance

**APRIL 18 AND 19, 2022**

SDLA Module 4: Board's Role in HR

**MAY 4 AND 5, 2022**

**9:00 a.m. – 12:00 p.m. each day**

- \$175 CSDA Member
- \$260 Non-member



# Learn Online with Upcoming JPIA Live Webinars

**Sexual Harassment Prevention for Staff (1hr):** Jan. 11, 2022

**Sexual Harassment Prevention for Management/Board (2hr):** Dec. 2, 2021, Feb. 15, 2022 \*

**Performance Management (PDP):** Dec. 7 & 14, 2021\*\*

**New Laws for 2022:** Dec. 7, 2021, Dec. 16, 2021, Jan. 5, 2022

**Effective Performance Feedback:** Jan. 19 & 26, 2022\*\*

**Workers' Comp. Basics/Return to Work:** Dec. 9, 2021, Jan. 27, 2022

\*\*Attend both sessions for PDP



To register, go to <https://www.acwajpia.com/resources-webinars>

For questions, or assistance, email [training@acwajpia.com](mailto:training@acwajpia.com)



**FEATURED CONFERENCE & EXHIBITION**



For more program details, see our Guidebook app or eProgram at ACWA.com

**LET'S ALL DO OUR PART**



**WASH YOUR HANDS**  
Wash hands often or use hand sanitizer that contains at least 60% alcohol



**WEAR A MASK**  
Cover mouth and nose with a mask



**STAY AT HOME**  
Stay at home if you are feeling sick

**TUESDAY**  
11/30/21

8:00 AM-8:00 PM

**ACWA REGISTRATION**  
EXHIBIT HALL LOBBY

10:00 AM-11:45 AM

**ENERGY COMMITTEE**  
CONFERENCE CENTER 107

1:00 PM-2:45 PM

**LOCAL GOVERNMENT COMMITTEE**  
CONFERENCE CENTER 106

1:00 PM-3:00 PM

**SEXUAL HARASSMENT PREVENTION FOR BOARD MEMBERS & MANAGERS**  
CONFERENCE CENTER 211

3:00 PM-4:45 PM

**MEMBERSHIP COMMITTEE**  
BALLROOM A

8:00 AM-9:45 AM

**AGRICULTURE COMMITTEE**  
BALLROOM A

11:00 AM-12:00 PM

**OUTREACH TASK FORCE**  
CONFERENCE CENTER 106

1:00 PM-2:45 PM

**FINANCE COMMITTEE**  
CONFERENCE CENTER 107

3:00 PM-4:45 PM

**COMMUNICATIONS COMMITTEE**  
CONFERENCE CENTER 106

3:00 PM-4:45 PM

**WATER QUALITY COMMITTEE**  
CONFERENCE CENTER 101/102

10:00 AM-11:45 AM

**GROUNDWATER COMMITTEE**  
CONFERENCE CENTER 101/102

12:00 PM-2:00 PM

**COMMITTEE LUNCH BREAK**  
EXHIBIT HALL C

1:00 PM-2:45 PM

**WATER MANAGEMENT COMMITTEE**  
CONFERENCE CENTER 101/102

3:00 PM-4:45 PM

**FEDERAL AFFAIRS COMMITTEE**  
CONFERENCE CENTER 107

5:00 PM-6:30 PM

**WELCOME RECEPTION**  
EXHIBIT HALL A

**SCHEDULE AT-A-GLANCE**

These programs qualify for continuing education credit.

**WEDNESDAY**  
12/1/21

7:30 AM-6:00 PM

**ACWA REGISTRATION**  
EXHIBIT HALL LOBBY

10:00 AM-11:00 AM

**ATTORNEY PROGRAM**  
CONFERENCE CENTER 101/102  
Water Theft During Times of Drought and Beyond: A Guide To Prevention

10:00 AM-11:00 AM

**REGION ISSUE FORUM**  
CONFERENCE CENTER 107  
End of Pipe Discussions: Securing San Diego's Water Supply

11:00 AM-1:00 PM

**CONNECT IN THE EXHIBIT HALL**  
EXHIBIT HALL A

11:00 AM-1:00 PM

**NETWORKING LUNCHEON**  
EXHIBIT HALL C (Meal Ticket Req'd)  
ACWA Hans Doe Past Presidents' Networking Luncheon In Partnership with ACWA JPIA

1:15 PM-2:45 PM

**COMMUNICATIONS COMMITTEE PROGRAM**  
CONFERENCE CENTER 104/105  
Drought Campaigns That Get Results

1:15 PM-2:45 PM

**WATER INDUSTRY TRENDS**  
CONFERENCE CENTER 106  
Groundwater Trading: How Groundwater Markets Can (and Can't) Help Us Achieve Sustainability

3:30 PM-4:30 PM

**ROUNDTABLE TALK**  
CONFERENCE CENTER 212/214  
Alternative Water Innovations

3:45 PM-5:00 PM

**LEGAL AFFAIRS COMMITTEE**  
CONFERENCE CENTER 103

8:00 AM-9:45 AM

**OPENING BREAKFAST**  
BALLROOM D-H (Meal Ticket Req'd)

10:00 AM-11:00 AM

**ENERGY COMMITTEE PROGRAM**  
CONFERENCE CENTER 104/105  
Balancing Reliability with Ambitious Climate Goals

10:00 AM-11:00 AM

**STATEWIDE ISSUE FORUM**  
BALLROOM BC  
Innovations in Agriculture

11:00 AM-11:30 AM

**EXHIBITOR DEMO**  
CONFERENCE CENTER 212  
By California iBank - Infrastructure Financing for Water and Wastewater

12:00 PM-1:00 PM

**GENERAL SESSION / ELECTION**  
BALLROOM D-H

1:15 PM-2:45 PM

**FINANCE PROGRAM**  
BALLROOM A  
Developer Fees and Water Rates: Restricting, Reserving, Reporting, and Opportunities

3:00 PM-3:30 PM

**ICE CREAM BREAK**  
EXHIBIT HALL A

3:30 PM-4:30 PM

**ROUNDTABLE TALK**  
CONFERENCE CENTER 211  
Discussion on the Impacts of Wildfire

5:00 PM-6:00 PM

**OUTREACH RECEPTION**  
EXHIBIT HALL A

8:30 AM-6:00 PM

**CONNECT IN THE EXHIBIT HALL**  
EXHIBIT HALL A

10:00 AM-11:00 AM

**FINANCE PROGRAM**  
BALLROOM A  
Section 115 Trust for Unfunded Pension Liability

10:00 AM-11:00 AM

**WATER INDUSTRY TRENDS**  
CONFERENCE CENTER 106  
Achieving Water Conservation as a California Way of Life

11:00 AM-11:30 AM

**EXHIBITOR DEMO**  
CONFERENCE CENTER 211  
By AVR, Inc. - AVR Utility Cloud Billing and Integrated Customer Portal with Mobile Work Order

1:15 PM-2:45 PM

**ATTORNEY PROGRAM**  
CONFERENCE CENTER 101/102  
Down to a Trickle? How California's Water Suppliers are Grappling with Less Supply in Successive Years of Shortage

1:15 PM-2:45 PM

**REGION ISSUE FORUM**  
CONFERENCE CENTER 107  
Local Innovations in Alternative Water Supplies

3:30 PM-4:30 PM

**ROUNDTABLE TALK**  
CONFERENCE CENTER 207  
Troubleshooting Your Communications Challenges

3:30 PM-4:30 PM

**ROUNDTABLE TALK**  
CONFERENCE CENTER 208  
HR's Role in Tomorrow's World of Work

7:00 PM-10:00 PM

**DINNER & ENTERTAINMENT**  
BALLROOM D-H (Meal Ticket Req'd)

# THURSDAY DAY 2

12/2/21

# SCHEDULE

AT-A-GLANCE

# CONFERENCE & EXHIBITION



For more program details, see our Guidebook app or eProgram at ACWA.com

## LET'S ALL DO OUR PART



**WASH YOUR HANDS**  
Wash hands often or use hand sanitizer that contains at least 60% alcohol



**WEAR A MASK**  
Cover mouth and nose with a mask



**STAY AT HOME**  
Stay at home if you are feeling sick

7:30 AM-2:00 PM

**ACWA REGISTRATION**  
EXHIBIT HALL LOBBY

7:45 AM-9:15 AM

**REGION 3**  
CONFERENCE CENTER 207

7:45 AM-9:15 AM

**REGION 6/7**  
CONFERENCE CENTER 106

7:45 AM-9:15 AM

**REGION 10**  
CONFERENCE CENTER 101/102

8:30 AM-10:45 AM

**ETHICS TRAINING**  
CONFERENCE CENTER 211  
Conduct and Ethics Training for Water Agency Officials: A Primer on AB1234

9:30 AM-11:00 AM

**FINANCE PROGRAM**  
BALLROOM A  
Here We Go Again: When Does Voluntary Become Mandatory

9:30 AM-11:00 AM

**WATER INDUSTRY TRENDS**  
CONFERENCE CENTER 106  
Cost of Water Quality: Then and Now

2:15 PM-3:15 PM

**ATTORNEY PROGRAM**  
CONFERENCE CENTER 101/102  
SWRCB: Update on the Administrative Hearings Office

2:15 PM-3:15 PM

**GM FORUM**  
CONFERENCE CENTER 104/105  
Planning for a Sustainable Future Workforce

3:30 PM-4:30 PM

**CLOSING RECEPTION**  
BALLROOM D-H

7:45 AM-9:15 AM

**REGION 1**  
CONFERENCE CENTER 212/214

7:45 AM-9:15 AM

**REGION 4**  
CONFERENCE CENTER 104/105

7:45 AM-9:15 AM

**REGION 8**  
BALLROOM BC

8:00 AM-9:15 AM

**CONTINENTAL BREAKFAST**  
EXHIBIT HALL A (Meal Ticket Req'd)

9:30 AM-11:00 AM

**ATTORNEY PROGRAM**  
CONFERENCE CENTER 101/102  
Key Appellate Court Decisions in 2020-2021 and What They Mean for Your Agency

9:30 AM-11:00 AM

**REGION ISSUE FORUM**  
CONFERENCE CENTER 107  
NASA & Water 2021: A Space Odyssey

11:15 AM-11:45 AM

**PRIZE DRAWINGS**  
EXHIBIT HALL A

2:15 PM-3:15 PM

**EXHIBITOR DEMO**  
CONFERENCE CENTER 211  
By MUELLER - SENTRYX Water Management Software Solution

2:15 PM-3:15 PM

**SPECIAL FORUM**  
BALLROOM BC  
A Conversation with Two Water Leaders

7:45 AM-9:15 AM

**REGION 2**  
CONFERENCE CENTER 208

7:45 AM-9:15 AM

**REGION 5**  
CONFERENCE CENTER 107

7:45 AM-9:15 AM

**REGION 9**  
BALLROOM A

8:00 AM-12:00 PM

**CONNECT IN THE EXHIBIT HALL**  
EXHIBIT HALL A

9:30 AM-11:00 AM

**FEDERAL ISSUES FORUM**  
CONFERENCE CENTER 104/105


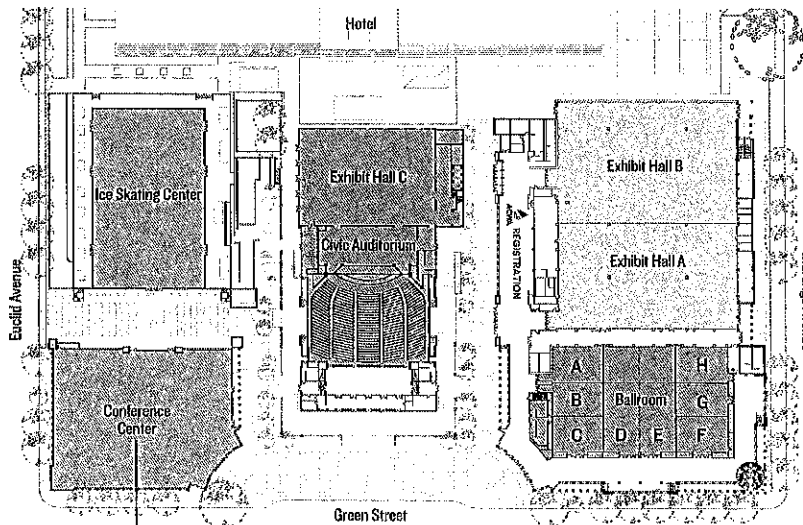
9:30 AM-11:00 AM

**STATEWIDE ISSUE FORUM**  
BALLROOM BC  
Perspectives on Multibenefit Land Repurposing

12:00 PM-2:00 PM

**GENERAL SESSION LUNCHEON**  
BALLROOM D-H (Meal Ticket Req'd)

Those programs qualify for continuing education credit.



PASADENA CONVENTION CENTER

**ACWA**



## ACWA REPORT:

On November 18 I attended the Region Chair Orientation (virtually). The role of the chair and the general plan for the first year was discussed. We will have our first organization meeting in January.


On November 19 I attended the ACWA Board meeting. Board received reports from the ACWA staff on the program accomplishments for the year. There has been a lot of organizational restructuring and development since Dave Eggerton was appointed CEO. The Fall Conference will be both virtual and in person. The Board approve a 6.2% increase for ACWA employees.

The Federal infrastructure legislation was discussed. There is funding in the bill for the Forest Service and the Bureau of Reclamation to protect and restore headwaters forests. There is substantial funding for water infrastructure. ACWA was the principle factor in shaping the funding in this bill. ACWA will be providing information to members on where and how to access these funds as they become available. John and I will keep in touch.

Respectfully submitted,

Bruce

**RREDC/RCEA**



# REDWOOD COAST Energy Authority

## RCEA news and updates October 2021



RedwoodEnergy.org (707) 269-1700 info@RedwoodEnergy.org



Lee Valenzuela & Dana Boudreau  
RCEA's Transportation Team

### Transportation

- The California Energy Commission authorized a Medium/Heavy Duty Zero Emission Vehicle Planning grant, pending RCEA Board approval
- We launched new branding for all RCEA charging stations

### Social Media

Please join us in engaging our community



### Job Openings

Demand-Side Management  
Outreach Associate

### Website

New Supplier Diversity page

### Mailers/Emails

Power Content Label - Sent to all our 2020 customers

Joint Rate Mailer - Going out Oct. 29 & Nov. 5 to all current customers

## Events

**Redwood Coast Economic Summit** - Oct. 21 & 22: Matthew Marshall is on the *Carbon Negative by 2030* panel and Stephen Kullmann will host a booth

**Certify & Amplify Workshop** - Promoting Supplier Diversity, Nov. 2, 10 a.m.  
<https://redwoodenergy.org/supplier-diversity/>

**Small Hydro Projects** - Michael Furniss presents his findings this fall/winter to the Board, developers, and the community

Current  
Rebates

#### Residential EV Charging Equipment

4

applications received



#### Electric Vehicles

14

applications received



#### Heat Pumps

35

applications received





# Renewable Energy | Community Choice Energy



## Offshore Wind

The Bureau of Ocean Energy Management is currently conducting initial environmental assessments of the Humboldt and Central Coast Wind Energy Areas lease process. The lease auction is anticipated in late summer 2022.



## Redwood Coast Airport Microgrid

- Senator McGuire visited the microgrid for a tour on October 21 along with Supervisors Bass and Bushnell.
- A Japanese delegation will visit on November 15 and meet with Matthew Marshall.
- RCAM is fully constructed and has temporary permission to operate from PG&E.
- The project is in the testing phase, during which RCEA, the Schatz Energy Research Center and The Energy Authority are working closely together to optimize participation in the CA Independent System Operator's (CAISO) wholesale markets.



## Sandrini Solar Project

- The project is moving forward with permitting and pre-construction activities.
- The Draft Environmental Impact Report was released on September 17 and public hearings with the Kern County Planning Commission and Board of Supervisors are scheduled for December.
- Construction is anticipated to start in February 2022.



## Tierra Buena battery energy storage project

The project is being constructed in Sutter County and is on track to be commercially operable in April 2022.



## Feed In Tariff

- The Hatchery Road Solar Project in Blue Lake is experiencing significant delays and costs associated with interconnecting to PG&E's distribution grid. The project is anticipated to be commercially operable in April 2023.
- The North Coast Highway Solar Project is delayed due to a change in ownership. The project is anticipated to be commercially operable in October 2022.



## Biomass

- The Memorandum of Understanding between Humboldt Sawmill Company and RCEA has been executed and staff are developing an MOU implementation framework.
- The framework will consist of a process for HSC to share new alternative biomass uses information with RCEA and for the parties to confer annually regarding such information.



## Net Energy Metering

The legislation (AB 1139) that the RCEA Board voted to oppose in May is no longer active; however, NEM tariffs and rates can still be changed in the California Public Utilities Commission's (CPUC) regulatory process. The CPUC is expected to arrive at a decision detailing the NEM successor tariff in January 2022. This CPUC decision poses potential major changes to the incentives provided to existing and future NEM customers.



# Customer Energy Services

## Current Projects & Programs

**Non-residential services:** 15 assessments and customized referrals to services.

**Residential services:** 46 residential assessments and customized referrals to services.

### Community Grid Program with Swell Energy

- Swell announced their partnership with RCEA and Grid Alternatives in mid-October
- Mike Avcollie and Swell will be interviewed on KMUD on Oct. 26, 5:30-6 p.m.

**Contractor and Vendor Network:** We are creating a list of contractors and vendors that customers can refer to for energy projects.

**Workforce education and training:** In development

**Rural Regional Energy Network:** In development

**Mobile Home Solar:** We developed a plan set, in conjunction with Schatz Energy Research Center, for pole-mounted solar PV systems for mobile home installations. We're now working with partners for pilot installations.



## Agency Projects - September & October

**County of Humboldt** - Lighting and Demand Reduction strategies

**City of Arcata** - Demand Reduction strategies

**City of Eureka** - Feasibility assessments and reports for solar arrays

**City of Ferndale** - Solar and lighting projects

**City of Rio Dell** - Solar, battery storage and generator projects

**Bear River Band of the Rohnerville Rancheria** - Assessment of solar array, energy efficiency, and ongoing technical support for energy projects

**Yurok Tribe** - Energy finance consultation

**Arcata Elementary School District** - School Energy Efficiency Stimulus application (SEES)

**Eureka City Schools** - Solar, battery storage and EV bus infrastructure

**Fortuna Union High School District** - Prop 39 energy services

**Loleta Elementary School District** - SEES application

**Mattole Unified School District** - Prop 39 energy services

**So. Humboldt Unified School District** - Solar array at South Fork High

**No. Humboldt Union High School District** - Prop 39 energy services

**Fieldbrook Elementary School** - Prop 39 energy services

**Freshwater School** - Assisting with battery backup

**Coastal Grove Charter School** - SEES application

**Laurel Tree Charter School** - Construction finance assistance

**Six Rivers Charter School** - Prop 39 energy services

**Redwood Coast Montessori** - SEES application

**Orleans Volunteer Fire Dept.** - Solar, storage, & EV charging projects

**USPS** - Enrollment in a resource program





# November 2021 News and Updates



## REDWOOD COAST Energy Authority

### Welcome Eileen Verbeck, our new Deputy Executive Director!

Eileen came to us from the City of Arcata, where for the last 12 years she served as the Arcata Police Department's Business Manager. At RCEA, her newly-created position will oversee many of RCEA's internal functions, including human resources, risk management (workers compensation and employee safety), information technology, records management, and general internal administration and operations.



*"I am excited to join the RCEA team, and look forward to providing support to the brilliant minds that are working to make Humboldt County a leader in sustainable energy initiatives."*

### Redwood Coast Airport Microgrid

The project's construction phase is complete, and the airport microgrid is now undergoing testing and commissioning with a goal to enter full commercial operation by the end of 2021 or early 2022. Testing has included feeding power onto PG&E's distribution lines, so the system is already starting to green the grid.



RCEA's Matthew Marshall visits with his brother Marc Marshall, a senior engineer at the Schatz Energy Research Center, while he conducts testing.



RCEA's Dana Boudreau, Matthew Marshall, Nancy Stephenson, and Aisha Cissna

### Renewable Energy

On November 1 we closed our solicitation for mid-term reliability resources. The intent is to enter into contracts for electricity generating capacity and energy from new resources, with a preference for projects in our local area. We had a strong response to the solicitation. Staff will review and score the responses in the coming weeks, with a goal to bring the Board a shortlist of projects recommended for contracts in December.

2021 to date			Fall 2021	
<b>Residential EV Charging Equipment REBATE</b> 6 approved	<b>Electric Vehicles REBATE</b> 16 approved	<b>Heat Pumps REBATE</b> 18 approved	<b>Non-Res Services ASSESSMENTS</b> 7 completed	<b>Residential Services ASSESSMENTS</b> 23 consultations 7 residential kits





## Social Media

Follow us and share our posts to engage our community

## Events

### Run-of-the-River Hydroelectric Power Webinar

Tuesday, December 7, 2021, with Michael Furniss

Our October **Certify & Amplify Supplier Diversity Webinar** was a success. Watch the recording on our website: <https://redwoodenergy.org/supplier-diversity/>

## Customer Energy Solutions

### Community Grid Program with Swell Energy

Swell officially launched their customer program October 14.

**Contractor and Vendor Network** - RCEA released an open enrollment opportunity for contractors and vendors to be listed on the RCEA website. It will be a resource for RCEA customers for their energy projects.

**RCEA Partner Contractor** - We are entering into a contract with SacTown Contractors to help streamline RCEA direct install programs. Customers will have the option of using RCEA's partner contractor with set pricing, while always reserving the option to go with any contractor of their choice. Team trainings are being scheduled.

**Workforce Education and Training** - The DSM team is continuing to meet, strategize and set goals for RCEA's participation in County-wide workforce education goals to make sure new energy jobs can go to local skilled workers.

**Rural Regional Energy Network** - We are developing programs and budgets for a 5-year program beginning in 2023.

### Mobile Home Solar

We have received the final plan set and engineer's estimate for our Mobile Home Solar Program, and are working with partners to plan for project implementation.

**Heat Pump Installations** RCEA was awarded a \$99,500 Technology and Equipment for Clean Heating (TECH) initiative Quick Start Grant to offer rebates for heat pump installations for non-natural gas (propane, kerosene, fuel oil or cord wood) users.



## Agency Projects

**City of Ferndale** - solar and lighting

**City of Rio Dell** - solar, storage, generator

**Eureka City Schools** - solar, storage, EV bus charger

**Southern Humboldt Unified School District** - solar

**Coastal Grove Charter** - carbon monoxide monitors and HVAC assessment

**Arcata Elementary** - carbon monoxide monitors and HVAC assessment

**Redwood Coast Montessori** - carbon monoxide monitors and HVAC assessment

**CA Redwood Coast Humboldt County Airport** - exterior lighting project

**Yurok Tribe** - multiple project locations



Two free public webinars




# Small-Scale, Run-of-the-River Hydroelectric Power

Tuesday 🌧️ **December 7**  
10-11:00 am & 5:30-6:30 pm



Presented by  
consultant  
**Michael Furniss**



- Hydropower done right
- Fish-friendly
- Complementary with solar and wind
- An important and feasible climate change solution
- The North Coast's untapped potential

**Register at [www.RedwoodEnergy.org](http://www.RedwoodEnergy.org)**  
or call (707) 269-1700 for more information

# Run-of-the-River Hydroelectric Power Webinar

The North Coast's Untapped Potential

Tuesday, Dec. 7

Two Webinar times

10:00-11:00 AM & 5:30-6:30 PM

Two sessions will be offered on Tuesday, December 7, the first at 10-11 a.m. with a repeat at 5:30 p.m. Both one-hour webinars will include time afterward for attendees to ask questions.

Register for the [morning webinar here](#)

Register for the [evening webinar here](#)

RCEA is launching a regional effort to facilitate the development of small hydroelectric projects “done right”, and we are ready to discuss any questions you may have, such as:

- *Why is hydropower needed when solar is now so widely available and inexpensive?*
- *How will fish be protected if you are diverting water from streams to make electricity?*
- *Won't development of watersheds cause impacts to water and ecosystem?*
- *What are the Best Practices for hydropower development?*
- *For systems that cannot be feasibly connected to the grid, how will this project help?*
- *How will landowners and investors be incentivized to develop small hydropower?*
- *Why hasn't more hydropower been developed so far?*
- *What does RCEA expect to get from this effort?*
- *How does small hydro fit into RCEA's power portfolio?*





---

## **BOARD OF DIRECTORS MEETING AGENDA**

**November 18, 2021 -Thursday, 3:30 p.m.**

---

### **COVID-19 NOTICE**

#### **RCEA AND HUMBOLDT BAY MUNICIPAL WATER DISTRICT OFFICES WILL NOT BE OPEN TO THE PUBLIC FOR THIS MEETING**

Pursuant to the AB 361 Brown Act open public meeting law revisions signed into law on September 17, 2021, Governor Newsom's State of Emergency Proclamation of March 4, 2020, and Resolution 2021-7 of the RCEA Board of Directors adopted on October 28, 2021, authorizing RCEA's legislative bodies, including but not limited to the RCEA Board of Directors, Community Advisory Committee and subcommittees of these bodies, to conduct remote teleconference meetings, this meeting will not be convened in a physical location. Board members will participate in the meeting via an online Zoom video conference.

---

**To listen to the meeting by phone**, call (669) 900-6833 or (253) 215-8782. Enter webinar ID: 819 7236 8051. **To watch the meeting online**, join the Zoom webinar at <https://us02web.zoom.us/j/81972368051>.

**To participate live during the public comment periods**, raise your hand in the online Zoom webinar, or press star 9 (\*9) on your phone to raise your hand. You will continue to hear the meeting while you wait. When a staff member prompts you, unmute your phone or computer to speak. Comment time may be limited to 3 minutes, subject to the Chair's discretion.

**You may submit written public comment** by email to [PublicComment@redwoodenergy.org](mailto:PublicComment@redwoodenergy.org). Please identify the agenda item number in the subject line. Comments will be included in the meeting record but not read aloud during the meeting.

While downloading the Zoom application may provide a better meeting experience, Zoom does not need to be installed on your computer to participate. After clicking the webinar link above, click "start from your browser."

---

In compliance with the Americans with Disabilities Act, any member of the public needing special accommodation to participate in this meeting should call (707) 269-1700 or email [Ltaketa@redwoodenergy.org](mailto:Ltaketa@redwoodenergy.org) at least 3 business days before the meeting. Advance notice enables RCEA staff to make their best effort to reasonably accommodate access to this meeting while maintaining public safety.

---

Pursuant to Government Code section 54957.5, all writings or documents relating to any item on this agenda which have been provided to a majority of the Board of Directors, including those received less than 72 hours prior to the RCEA Board meeting, will be made available to the public at [www.redwoodenergy.org](http://www.redwoodenergy.org).

## OPEN SESSION Call to Order

### 1. REPORTS FROM MEMBER ENTITIES

### 2. ORAL COMMUNICATIONS

This time is provided for people to address the Board on matters not on the agenda. At the conclusion of all oral communications, the Board may respond to statements. Any request that requires Board action will be set by the Board for a future agenda or referred to staff.

### 3. CONSENT CALENDAR

All matters on the Consent Calendar are considered to be routine by the Board and are enacted in one motion. There is no separate discussion of any of these items. If discussion is required, that item is removed from the Consent Calendar and considered separately. At the end of the reading of the Consent Calendar, Board members or members of the public can request that an item be removed for separate discussion.

- 3.1 Approve Minutes of October 28, 2021, Board Meeting.
- 3.2 Approve Disbursements Report.
- 3.3 Accept Financial Reports.
- 3.4 Accept Quarterly Budget Report (Q1).
- 3.5 Authorize Chair Woo to Finalize and Send a Letter to Senator Mike McGuire Expressing Support for the Great Redwood Trail and Opposition to New Coal Export Facilities and Infrastructure.
- 3.6 Authorize Extension of Resolution No. 2021-7 Ratifying Governor Newsom's March 4, 2020, State of Emergency Proclamation and Authorizing Remote Teleconference Meetings of RCEA's Legislative Bodies, for the Extension Period November 28, 2021, Through December 28, 2021, Pursuant to Brown Act Revisions of AB 361.
- 3.7 Approve Expanding the Mission of the Existing Long-Duration Storage Ad Hoc Committee to Encompass Review of California Community Power's Firm Clean Energy Resources Solicitation.
- 3.8 Approve Contracting with Breadcrumb Cybersecurity for a Total of \$24,375 to Perform a Data Security Assessment, and Authorize the Executive Director to Develop and Execute the Contract and All Associated Documents.
- 3.9 Approve Accepting Technology and Equipment for Clean Heating Initiative Quick Start Grant Program Funds and Authorize the Executive Director to Execute a Contract for the Grant and Any Associated Documents.

### 4. REMOVED FROM CONSENT CALENDAR ITEMS

Items removed from the Consent Calendar will be heard under this section.

## COMMUNITY CHOICE ENERGY (CCE) BUSINESS (Confirm CCE Quorum)

Items under this section of the agenda relate to CCE-specific business matters that fall under RCEA's CCE voting provisions, with only CCE-participating jurisdictions voting on these matters with weighted voting as established in the RCEA joint powers agreement.



---

## 5. OLD CCE BUSINESS

### 5.1 Energy Risk Management Quarterly Report

Accept Energy Risk Management Quarterly Report.

## 6. NEW CCE BUSINESS – None.

## END OF COMMUNITY CHOICE ENERGY (CCE) BUSINESS

## 7. OLD BUSINESS

### 7.1. Consultant Presentation on Small Hydropower (Information only)

## 8. NEW BUSINESS

### 8.1. RCEA Comments on McKay Tract Subdivision Draft Environmental Impact Report

Approve RCEA comments on McKay Tract Subdivision Draft Environmental Impact Report pertaining to RePower Humboldt strategic plan goals and authorize the Executive Director to submit comments to the Humboldt County Planning and Building Department.

## 9. STAFF REPORTS

### 9.1. Update from Executive Director

## 10. FUTURE AGENDA ITEMS

Any request that requires Board action will be set by the Board for a future agenda or referred to staff.

## 11. CLOSED SESSION

### 11.1. Public Employee Performance Evaluation, pursuant to Government Code Section 54957(b)(1): Executive Director.

## 12. RECONVENE TO OPEN SESSION

## 13. CLOSED SESSION REPORT

## 14. ADJOURNMENT

---

### NEXT REGULAR MEETING

Thursday, December 16, 2021, 3:30 p.m.

Location for this meeting will be announced in keeping with AB 361 Brown Act revisions.





## **BOARD OF DIRECTORS MEETING DRAFT MINUTES**

**October 28, 2021 - Thursday, 3:30 p.m.**

Notice of this meeting was posted on October 23, 2021. Chair Sheri Woo called a regular meeting of the Board of Directors of the Redwood Coast Energy Authority to order on the above date at 3:32 p.m., stating that the teleconference meeting was being conducted pursuant to the AB 361 Brown Act open public meeting law revisions signed into law on September 16, 2021, and Governor Newsom's State of Emergency Proclamation of March 4, 2020. Chair Woo stated that the posted agenda contained public teleconference meeting participation instructions.

PRESENT: Vice Chair Stephen Avis (left meeting at 5:15 p.m.), Scott Bauer, Chris Curran, David Grover, Mike Losey, Sarah Schaefer (left meeting at 5 p.m.), Frank Wilson, Mike Wilson, Chair Sheri Woo. ABSENT: None. STAFF AND OTHERS PRESENT: Power Resources Director Richard Engel; Power Resources Manager Jocelyn Gwynn; Renewable Properties Founder and President Aaron Halimi; Executive Director Matthew Marshall; Customer Service Coordinator Summer Sanderson; Community Strategies Manager Nancy Stephenson; Clerk of the Board Lori Taketa.

### **1.1. Teleconference Meeting Authorization**

Board Clerk Taketa reviewed the revised Brown Act meeting law virtual meeting requirements and requested the directors to approve Resolution 2021-7 to allow the Board, Community Advisory Committee and subcommittees of those bodies to meet virtually for the next 30 days.

Chair Woo invited public comment. No member of the public commented. Chair Woo closed the public comment period.

**M/S: Avis, Grover: Adopt Resolution No. 2021-7 Ratifying Governor Newsom's March 4, 2020, State of Emergency Proclamation and Authorizing Remote Teleconference Meetings of RCEA's Legislative Bodies for the Period October 28, 2021, through November 27, 2021, Pursuant to Brown Act Revisions.**

**The motion passed with a unanimous roll call vote. Ayes: Avis, Bauer, Curran, Grover, Losey, Schaefer, F. Wilson, M. Wilson, Woo. Noes: None. Absent: None. Abstain: None.**

### **REPORTS FROM MEMBER ENTITIES**

Director Mike Wilson reported that other counties have contacted him asking about how to engage in offshore wind development and that Humboldt County is far ahead in this area because a Community Choice Energy program was established here. Director Wilson predicted that a West Coast county coalition on offshore wind will be formed.

Chair Woo reported that Ruth Lake is full and that both generators are operating.

### **ORAL COMMUNICATIONS**

There were no comments from the public on non-agenda items. Chair Woo closed the public comment period.

### **CONSENT CALENDAR**

- 4.1 Approve Minutes of September 23, 2021, Board Meeting.
- 4.2 Approve Disbursements Report.
- 4.3 Accept Financial Reports.
- 4.4 Approve CA Energy Commission Grant Agreement ARV-21-035 for \$200,000 for Medium- and Heavy-Duty Zero-Emission Vehicle Infrastructure Blueprint Development and Authorize the Executive Director to Execute the Amendment and All Associated Documents.

No director nor member of the public requested items be removed from the consent calendar.

**M/S: M. Wilson, Grover: Approve all consent calendar items.**

**The motion passed with a unanimous roll call vote. Ayes: Avis, Bauer, Curran, Grover, Losey, Schaefer, F. Wilson, M. Wilson, Woo. Noes: None. Absent: None. Abstain: None.**

Chair Woo confirmed there was a quorum to conduct CCE business.

### **OLD CCE BUSINESS**

#### **6.1 Proposal for Non-Standard Rate Agreement with Nordic Aquafarms**

Chair Woo recused herself due to a conflict of interest at 3:42 p.m. Her employer, SHN, has a contract with Nordic Aquafarms. Vice Chair Avis facilitated this discussion.

Power Resources Director Engel reported that Nordic Aquafarms expressed interest in negotiating a non-standard electricity rate with RCEA's CCE program. When fully built, Nordic Aquafarms would be the largest electricity user in Humboldt County with a 22 MW average full load starting around 2030, and smaller loads during construction phases prior to that date. Nordic Aquafarms' electrical usage would be well within historic industrial electrical usage levels on the Samoa Peninsula, which decreased starting around 2000. Nordic Aquafarms has also received permission to purchase direct access electricity, which is usually procured from sources only minimally meeting California renewable energy standards.

As a condition of approving non-standard rate negotiation, the Board had reserved the right to form ad hoc subcommittees to monitor and provide input on negotiation frameworks and progress. The Board delegated contract execution authority to the Executive Director. Staff time and contract development costs were discussed, as was the scale of Nordic Aquafarms' electricity use in the context of future offshore wind power generation, and the company's commitment to RCEA's green energy goals. The directors agreed that an ad hoc committee should be formed due to the potential contract's novelty and size.



Vice-Chair Avis invited public comment.

Member of the public George Baker, who is working with Nordic Aquafarms and RCEA on the non-standard rate, stated that Nordic's permit filings demonstrate a commitment to meeting RCEA's renewable and non-carbon electricity goals, whether with RCEA or with other power providers.

Marianne Naess, Executive Vice President Commercial of Nordic Aquafarms, stated her company's commitment to RCEA's non-carbon, renewable standards regardless of electricity provider. Water to water cooling plans are included in Phase II of the project to reduce energy consumption. The company's goal is to be able to procure clean energy by the time the facility's large energy usage begins. The goal of bringing salmon aquafarms to the U.S. was to eliminate air freight to reach American consumers.

Humboldt Baykeeper Director Jennifer Kalt reported that a consortium of environmental groups submitted comments on the mitigated negative declaration strongly suggesting an agreement with RCEA rather than PG&E for energy procurement because of RCEA's renewable energy standards. Ms. Kalt encouraged formation of an ad hoc committee.

Vice Chair Avis closed the public comment period and thanked Nordic Aquafarms for their support of RCEA goals.

**M/S: M. Wilson, Grover: Establish an ad hoc committee with members Curran and Losey to monitor and provide input on staff negotiations with Nordic Aquafarms on a non-standard electric generation rate for the company's proposed aquaculture facility.**

**The motion passed with a unanimous roll call vote. Ayes: Avis, Bauer, Curran, Grover, Losey, Schaefer, F. Wilson, M. Wilson, Woo. Noes: None. Absent: None. Abstain: None. Recused: Woo.**

Chair Woo returned to the meeting at 4:13 p.m.

## **NEW CCE BUSINESS**

### **7.1. California Community Power Procurement Update**

Power Resources Director Engel reported on the Long-Duration Energy Storage request for offers (RFO) in which RCEA is currently participating through the California Community Power (CC Power) joint powers agency. The RFO seeks to jointly procure 500 MW of energy storage which can discharge over a period of 8 hours and be online by 2026. This storage promotes grid reliability as renewable source generation from solar and wind fluctuates. A total of 51 offers have been evaluated by seven participating CC Power members. While a diversity of storage technologies was represented in the respondents, lithium-ion batteries, the current industry storage standard, were at an advantage due to proven reliability. To diversify technologies and potential benefits, the participating CC Power members established a category for non-lithium-ion battery technology for separate consideration.

LS Power's Kern County Tumbleweed long-duration storage project emerged as the current front runner in this procurement process. The project is scheduled to be operational by 2024. RCEA will procure the smallest share of the total CC Power procurement. RCEA's share may



increase by up to 25% of its current share should a participating Community Choice Aggregator (CCA) become unable to participate in the procurement. The CC Power JPA is expected to approve the Tumbleweed agreement by December 8. Participating CCA boards must approve participation agreements between December 2021 and March 2022.

CC Power is also preparing another RFO solicitation for a Firm Clean Energy Resources CPUC-mandated procurement. These resources must be renewable or have zero-emissions, or both and run at full output 80 percent of the time, which wind and solar cannot do. New geothermal or biomass projects are likely respondents for this solicitation. Staff seeks authorization to participate in this joint procurement due to the expense of developing new energy projects or adding new capacity to an existing resource. RCEA's share of the procurement would be for 3.5 MW. Procuring electricity from the existing DG Fairhaven biomass plant would not satisfy this compliance requirement.

The directors discussed the upstream environmental costs of lithium mining in Nevada and on the Pacific Ocean floor, and consequences of growing electricity demand occurring simultaneously with decreased fossil fuel use. A director commented on how climate solutions are not consequence-free panaceas to the problem of growing electricity demand. Large-scale seawater battery technology was mentioned as a potential solution for the area.

Chair Woo invited public comment. No member of the public commented. Chair Woo closed the public comment period.

**M/S: M. Wilson, Bauer: Authorize staff to continue to participate in negotiations for procurement of long-duration energy storage from LS Power's Tumbleweed project, with a goal of bringing the Board a Project Participation Share Agreement for approval subsequent to approval of an Energy Storage Services Agreement by the California Community Power Board.**

**Approve RCEA participation in California Community Power's solicitation for firm clean resources.**

**The motion passed with a unanimous roll call vote. Ayes: Avis, Bauer, Curran, Grover, Losey, Schaefer, F. Wilson, M. Wilson. Noes: None. Absent: None. Abstain: None. Non-Voting: Woo.**

## **OLD BUSINESS**

### **8.1 Hatchery Road Project Delay and Re-Application**

Power Resources Manager Gwynn reported that Blue Lake Hatchery Road solar feed-in tariff projects that were originally scheduled to come online in December 2021 and April 2022 are now scheduled to come online in April 2023 due to PG&E interconnection delays. PG&E determined that a new control building must be constructed, and underground cable laid to connect to PG&E's distribution system. These infrastructure upgrade costs increased the project's interconnection costs. With RCEA's FIT program's pricing adjusting mechanism, the price per MWh that RCEA will pay increases when there are few proposals. The Hatchery Road projects' developer, Renewable Properties, proposes terminating two lower-priced power purchase agreements and reapplying to take advantage of the FIT program's higher current price to maintain project viability. While RCEA would pay \$550,000 more over the 20-



year terms, the agency's goals include local renewable power development. Renewable Properties would not have exclusive rights to the increased grid capacity and RCEA customers would not own the infrastructure. The upgrade would enable more local, renewable resources to be brought online within approximately five miles of the Blue Lake substation.

Renewable Properties Founder and President Aaron Halimi stated this was the first time in many years of U.S. solar project development where he had seen a utility mis-scope interconnection upgrades to the point that costs would render the project unfeasible. Mr. Halimi thanked staff for their support of contract termination and reapplication, and stated there was time to explore interconnection line undergrounding with PG&E.

Chair Woo invited public comment. No member of the public came forward to speak. Chair Woo closed the public comment period.

**M/S: M. Wilson, Avis: Approve the Revised Power Purchase Agreements for Hatchery Road C & D with RPCA Solar 5 LLC and authorize the Executive Director to execute the agreements.**

**The motion passed with a unanimous roll call vote. Ayes: Avis, Bauer, Curran, Grover, Losey, Schaefer, F. Wilson, M. Wilson, Woo. Noes: None. Absent: None. Abstain: None.**

Director Schaefer left the meeting at 5 p.m. and Vice Chair Avis left at 5:15 p.m.

## **NEW BUSINESS**

### **9.1 Consideration of Potential New RCEA JPA Members**

Executive Director Marshall reported that representatives from Del Norte and Trinity Counties have inquired about joining RCEA as joint power agreement (JPA) signers. Mr. Marshall wished to ascertain the Board's openness to additional membership before exploring the matter further. The JPA allows adjacent neighboring counties and government agencies within those counties to join the JPA by majority vote of the existing Board. Director Mike Wilson received an inquiry from a Del Norte County Supervisor about RCEA membership as a means to engage in offshore wind development as the county currently lacks capacity to do this. CCE and non-CCE membership options were described. If joining the CCE, Del Norte County and Crescent City's weighted vote would be in the middle-range of the current member jurisdiction. Trinity County's weighted vote would be similar to that of Blue Lake or Rio Dell.

The directors discussed the positive and negative aspects of expanded membership. Concerns expressed included unwieldy boards and service areas, potential changes to RCEA's mission, and added power charge indifference adjustment (exit fee) volatility from Del Norte customers leaving Pacific Power for RCEA. Potential benefits discussed included further spread of RCEA's mission and message, procurement savings from the unused Trinity River hydropower allocation, and a good ally in Del Norte County, whose offshore wind resource could be considered for development after the Humboldt lease area.

The Board provided direction that they would not want to have RCEA expand its membership and expend significant time and resources outside of Humboldt County unless there were

tangible benefits to RCEA's current customers and goals. Taking that into consideration, the Board agreed that Executive Director Marshall and Director Mike Wilson should speak with the Del Norte representative once more while expressing the Board's hesitancy to invite additional membership. There was some support for discussion with Trinity County.

No member of the public responded to Chair Woo's invitation to speak. Chair Woo closed the public comment period.

## **STAFF REPORTS**

### **10.1. Report from Executive Director (Information only)**

Executive Director Marshall stated there was nothing to report on offshore wind. Staff compiled a report on agency work this month which can be shared with the public, staff and Board members of their respective jurisdictions and which can be found on the RCEA Board webpage. Arcata Police Department Business Manager Eileen Verbeck will begin work as RCEA's Deputy Executive Director in November and will be introduced to the Board at next month's meeting.

No member of the public responded to Chair Woo's invitation for comment.

## **FUTURE AGENDA ITEMS**

There were no requests for future agenda items from the directors or the public.

## **CLOSED SESSION**

Chair Woo invited public comment on agenda item 12.1 – Public Employee Performance Evaluation, pursuant to Government Code Section 54957(b)(1): Executive Director.

There was no public comment on this item and the Board adjourned to closed session at 5:31p.m.

The Board reconvened in open session at 5:44 p.m.

Chair Woo stated there was nothing to report out from closed session and adjourned the meeting at 5:44 p.m.

Lori Taketa  
Clerk of the Board





Redwood Region Economic Development Commission  
 Prosperity Center 520 E Street, Eureka, California 95501  
 Phone 707.445.9651 Fax 707.445.9652 www.rredc.com

**REDWOOD REGION ECONOMIC DEVELOPMENT COMMISSION**  
**Regular meeting of the Board of Directors**  
 Via teleconference  
**November 22, 2021 at 6:30 pm**  
**AGENDA**

**This meeting has been cancelled.**

*The Redwood Region Economic Development Commission will, on request, make agendas available in appropriate alternative formats to persons with a disability, as required by Section 202 of the Americans with Disabilities Act of 1990 (42 U.S.C. Sec. 12132), and the federal rules and regulations adopted in implementation thereof. Individuals who need this agenda in an alternative format or who need a disability-related modification or accommodation in order to participate in the meeting should contact the Board Secretary at (707) 445-9651. Notification 48 hours prior to the meeting will enable the Commission to make reasonable arrangements for accommodations.*